

[54] WALL PLATE

[76] Inventor: Joan Grieb, 125 E. 87th St., New York, N.Y. 10028

[**] Term: 14 Years

[21] Appl. No.: 624,084

[22] Filed: Oct. 20, 1975

[51] Int. Cl. D8-09

[52] U.S. Cl. D8/350

[58] Field of Search D8/179-186;
174/66

[56] References Cited

OTHER PUBLICATIONS

House Beautiful, Sept. 1973, p. 144, bottom, Creative House Spanish switchplates.

House Beautiful, Apr. 1962, p. 61.

Primary Examiner—William N. Wertman

Attorney, Agent, or Firm—Paul E. Rochford

[57] CLAIM

The ornamental design for a wall plate, as shown and described.

DESCRIPTION

FIG. 1 is a photographic perspective view of a wall plate for a switch illustrating my new design.

FIG. 2 is a photographic front elevational view of the wall plate of FIG. 1.

FIG. 3 is a rear elevational view of the wall plate of FIG. 1.


FIG. 4 is a side elevational view of the wall plate as in FIG. 1.

FIG. 5 is an end plan view of the wall plate of FIG. 1.

FIG. 6 is a vertical elevational view of a wall plate for a wall receptacle illustrating my new design, the surface decoration being shown only in one corner segment only for ease of illustration.

FIG. 7 is a vertical elevational view of a wall plate for two side-by-side switches illustrating my new design, the surface decoration being shown only in a corner fragment as in FIG. 6.

© General Electric Company 1976. The drawings of this patent document contain material to which a claim of copyright is made. The copyright owner, assignee herein, has no objection to the duplication of the patent drawing, but reserves all other copyright rights whatsoever. A certified copy of the certificate of copyright registration as registered by the U.S. Copyright Office is in the file of the application of this patent.






FIG. 1




FIG. 2




FIG. 3



FIG. 4

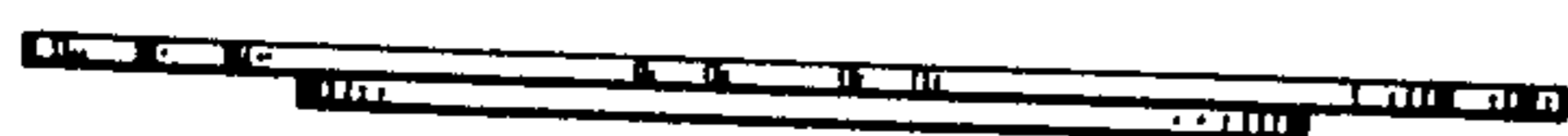


FIG. 5

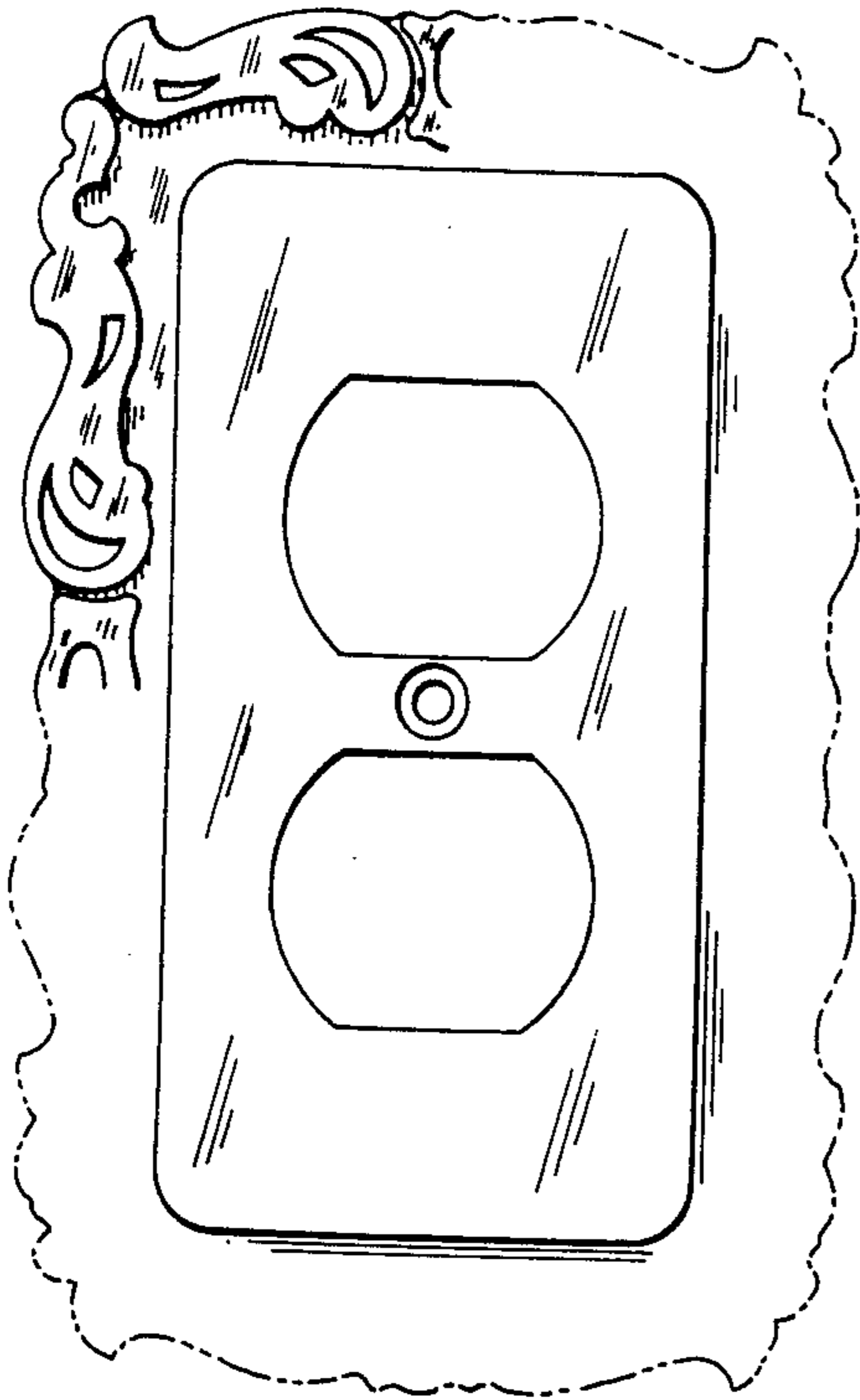


FIG. 6




FIG. 7