

[54] **SUPPORT STAND FOR FLOWER POTS OR THE LIKE**

[76] Inventor: **Phillip A. Gass**, 241 S. 89th St., Omaha, Nebr. 68114

[\*\*] Term: **14 Years**

[21] Appl. No.: **640,057**

[22] Filed: **Dec. 12, 1975**

[51] Int. Cl. .... **D6-04**

[52] U.S. Cl. .... **D6/28**

[58] **Field of Search** ..... D6/20, 23-29, D6/85, 113, 137, 141, 146, 157, 177, 179-189; D35/3 C, 3 A; 47/39; 211/13, 126, 128, 134, 135, 144; 108/92, 93

[56] **References Cited**

**U.S. PATENT DOCUMENTS**

- D. 88,581 12/1932 Scott et al. .... D6/183
- D. 228,327 9/1973 Court ..... D6/28

- D. 230,109 1/1974 Gass ..... D6/20
- D. 233,381 10/1974 Wright ..... D6/29
- D. 239,426 4/1976 Bailey ..... D6/85

*Primary Examiner*—Wallace R. Burke  
*Assistant Examiner*—B. J. Bullock  
*Attorney, Agent, or Firm*—Louis J. Strom

[57] **CLAIM**

The ornamental design for a support stand for flower pots or the like, substantially as shown and described.

**DESCRIPTION**

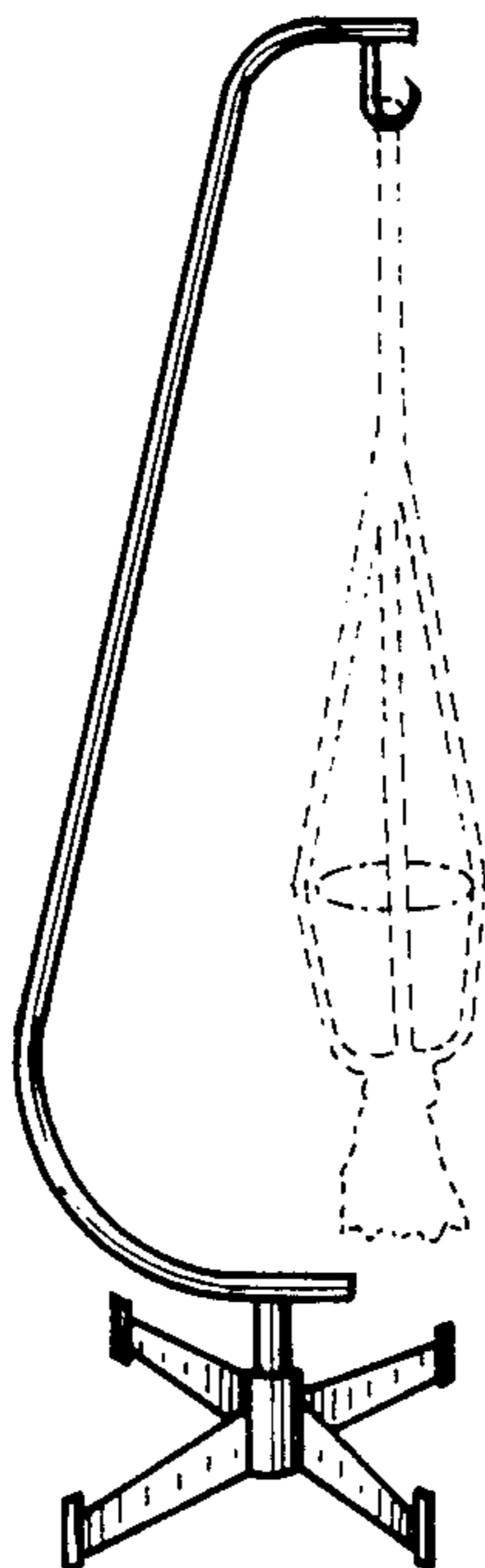
FIG. 1 is a perspective view of a support stand for flower pots or the like showing my new design, the hanging flower pot being shown in broken lines for illustrative purposes only;

FIG. 2 is a side elevational view of FIG. 1;

FIG. 3 is a top plan view of FIG. 1;

FIG. 4 is a side-elevational view of a second embodiment of the design of FIG. 1; and

FIG. 5 is a top plan view of FIG. 4.



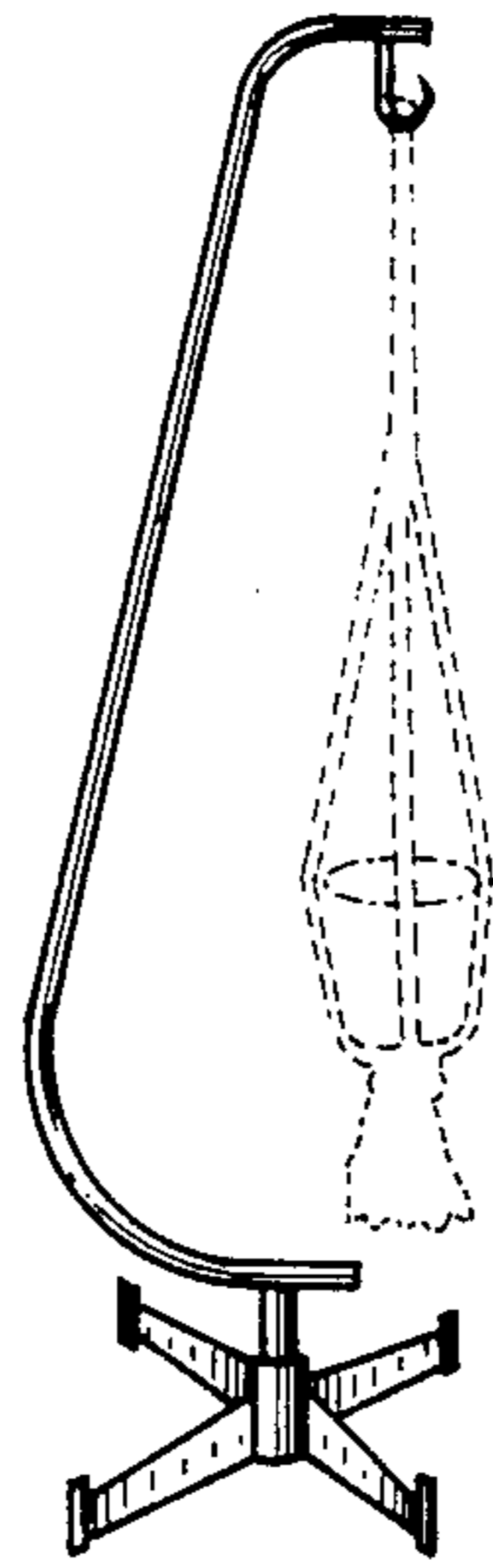


FIG. 1

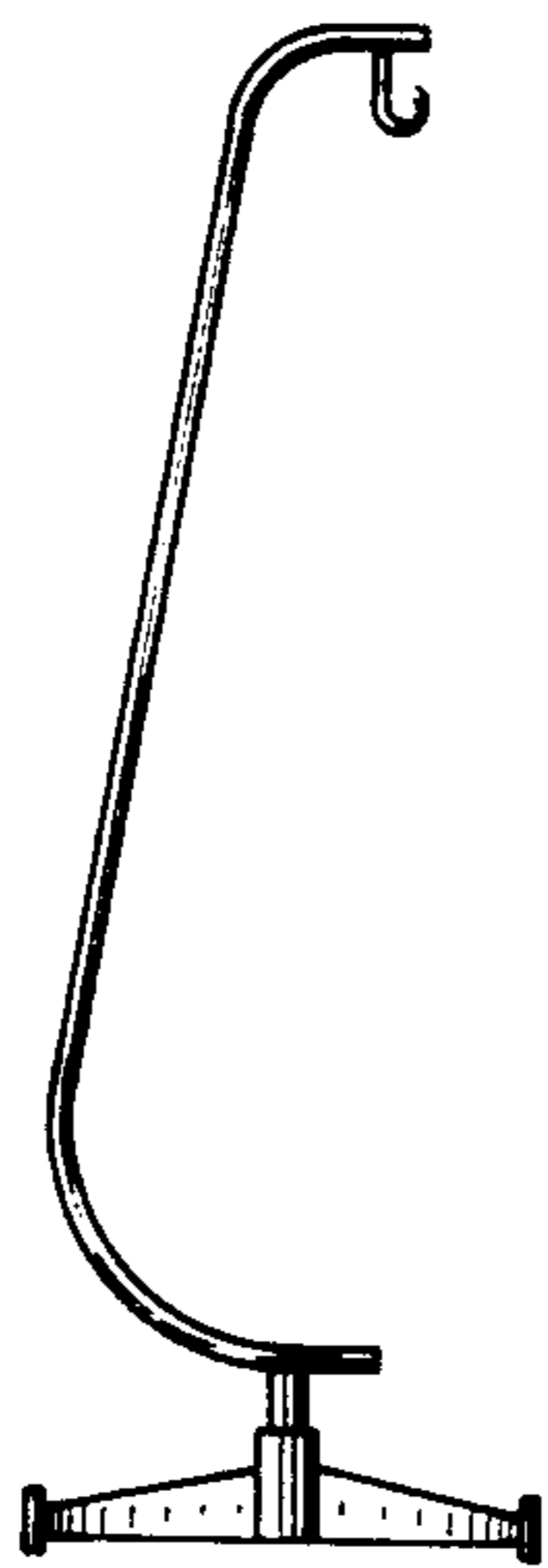


FIG. 2

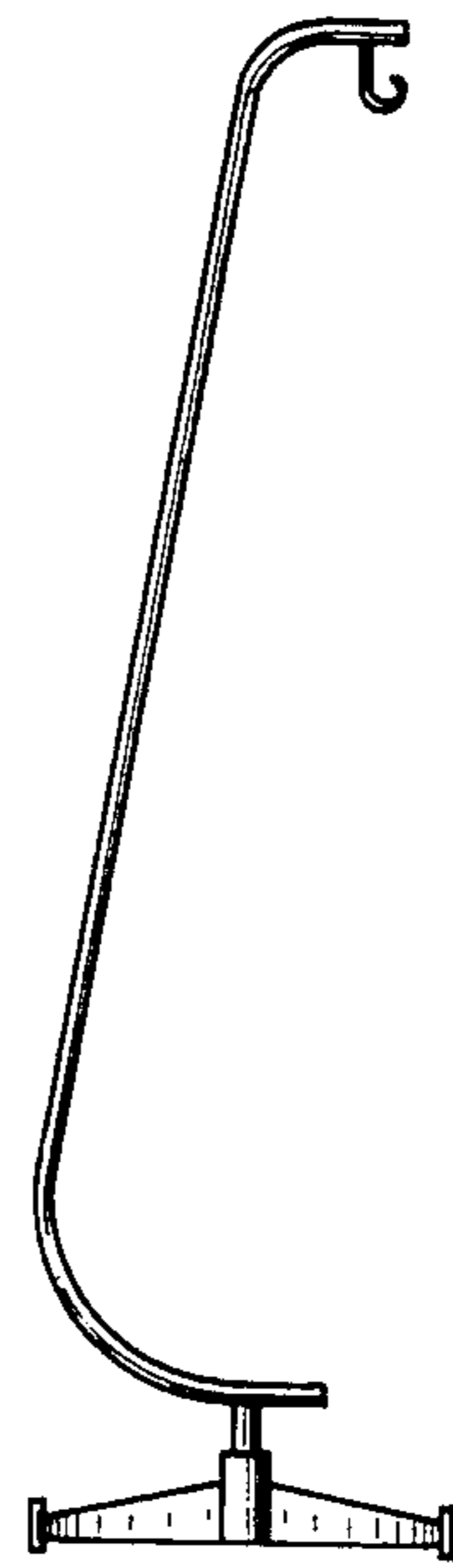


FIG. 4

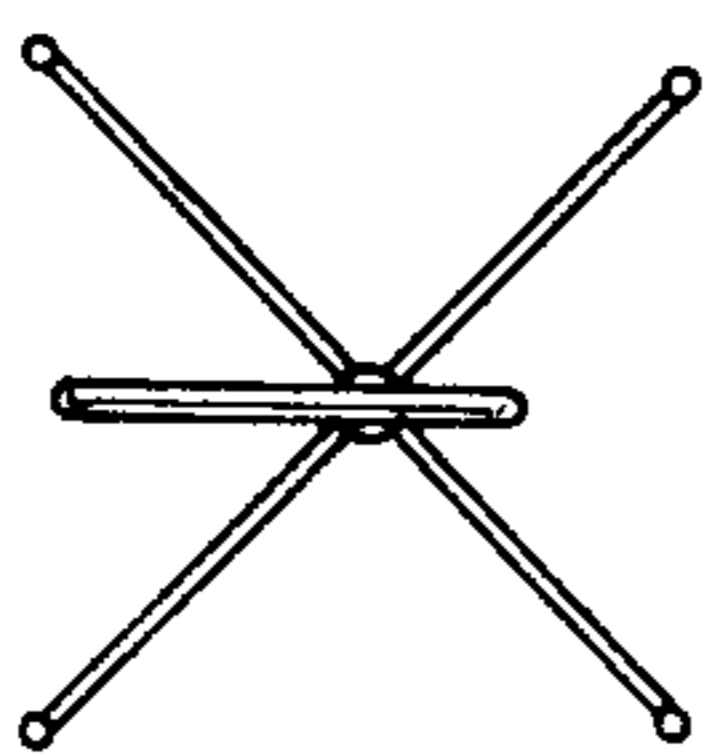


FIG. 3

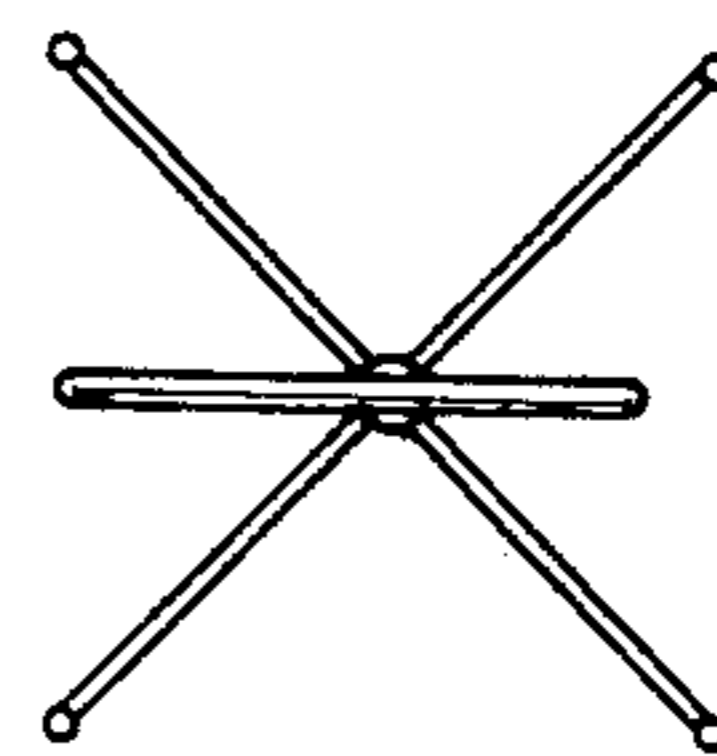


FIG. 5