

[54] BEVERAGE VENDING MACHINE

[75] Inventors: Stephen Less, London; Stanley Leight, Finchley; Peter Abbey, Marlow, all of England

[73] Assignee: Wine-a-matic Limited, Finchley, England

[**] Term: 14 Years

[21] Appl. No.: 570,177

[22] Filed: Apr. 21, 1975

[30] Foreign Application Priority Data
Nov. 22, 1974 United Kingdom 968808/74

[51] Int. Cl. D20-01

[52] U.S. Cl. D52/3 R

[58] Field of Search D52/2 R, 3 R; D7/61; D94/3 A, 3 B, 3 C; 194/3, 13; 222/129.1, 129.2, 129.3, 129.4

[56]

References Cited

U.S. PATENT DOCUMENTS

| | | | |
|------------|--------|------------------|---------|
| 2,167,547 | 7/1939 | Holderle | D94/3 C |
| D. 54,363 | 2/1920 | Richardson | D94/3 A |
| D. 165,760 | 1/1952 | Jones | D52/3 R |
| D. 172,690 | 7/1954 | Sailor | D94/3 A |
| D. 193,084 | 6/1962 | Elkins | D94/3 C |

Primary Examiner—Nelson C. Holtje
Attorney, Agent, or Firm—Donald W. Wight

[57]

CLAIM

The ornamental design for a beverage vending machine, as shown and described.

DESCRIPTION

FIG. 1 is a top front perspective view of a beverage vending machine showing our new design; FIG. 2 is a right side elevational view thereof, the left side being a mirror image thereto; FIG. 3 is a top plan view thereof, and FIG. 4 is a rear elevational view thereof. The features of our design sought to be patented reside in the shape and configuration of the beverage vending machine.

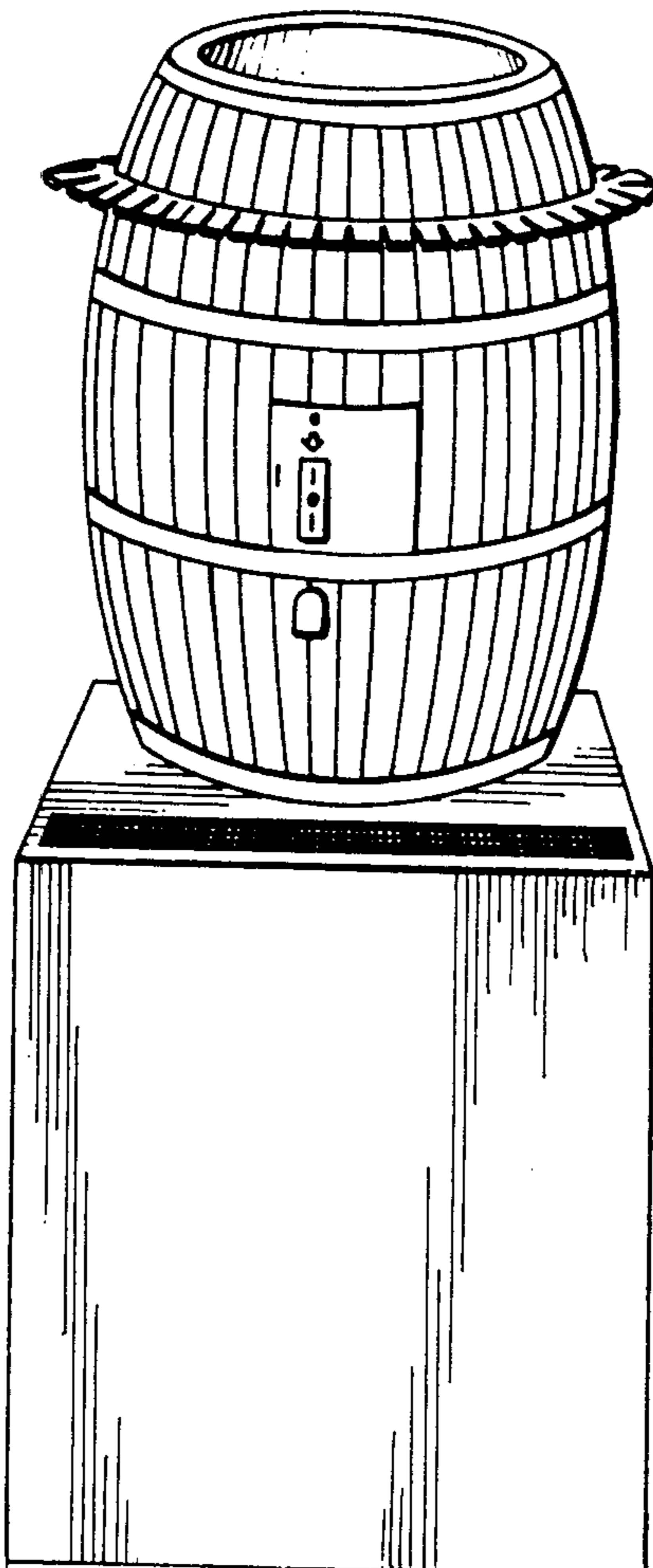


Fig. 1

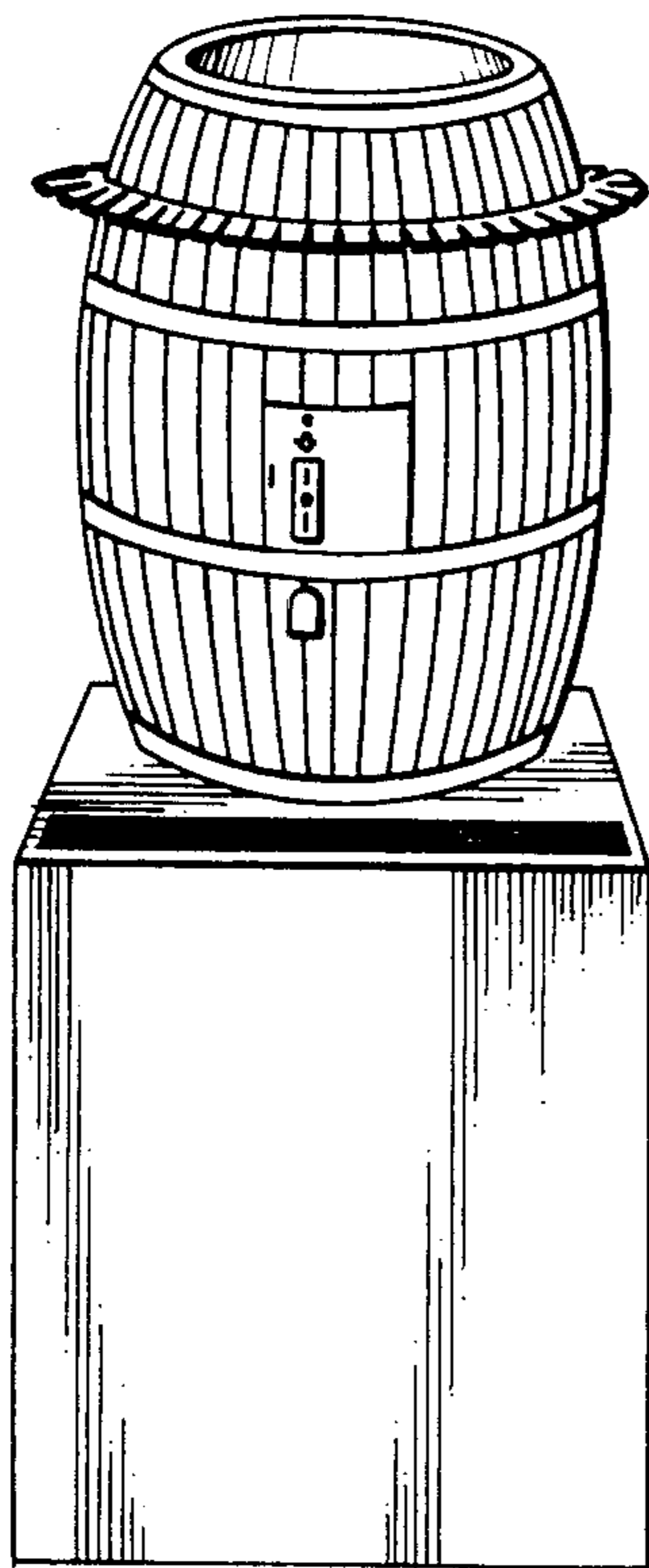


Fig. 2

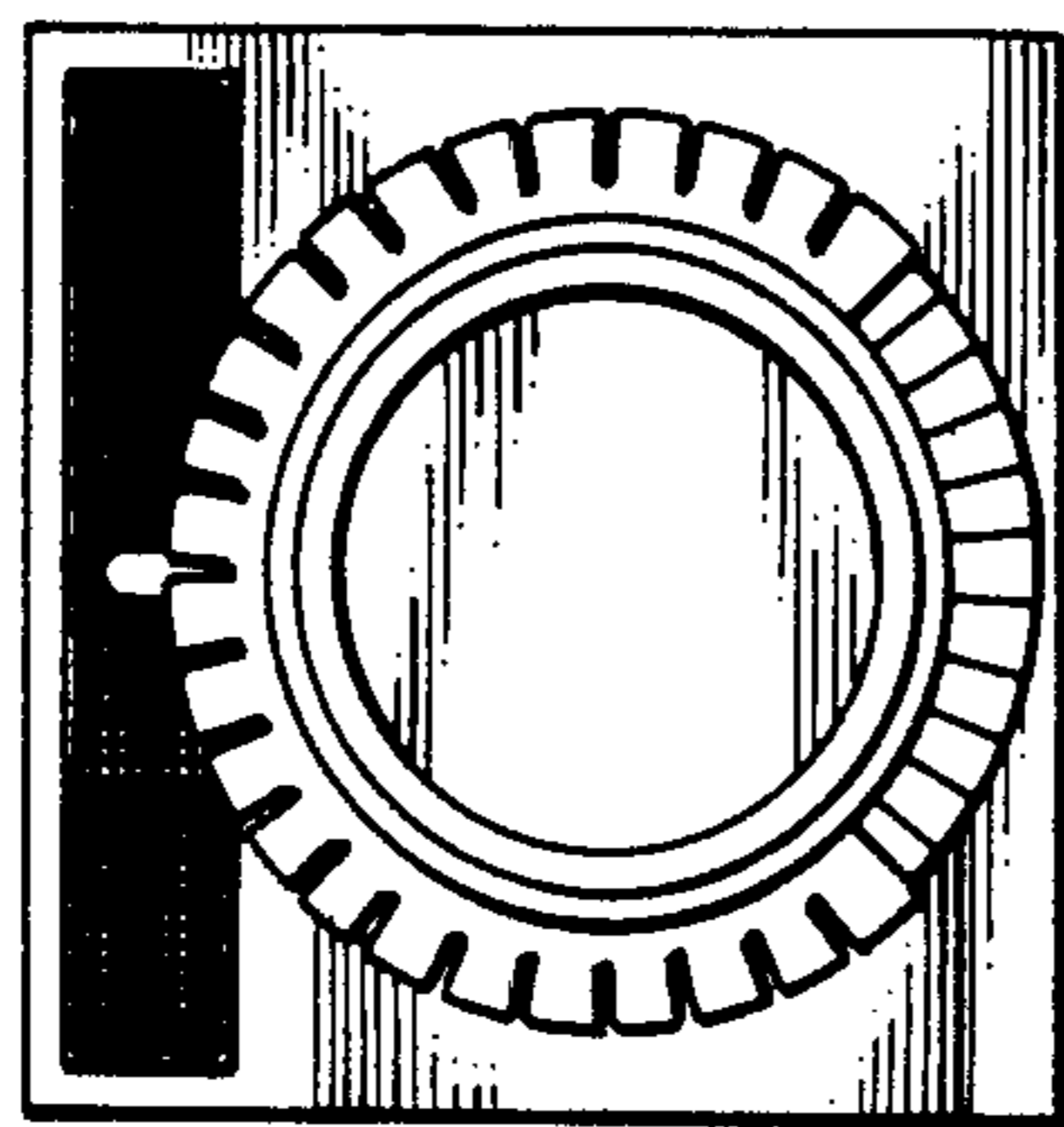
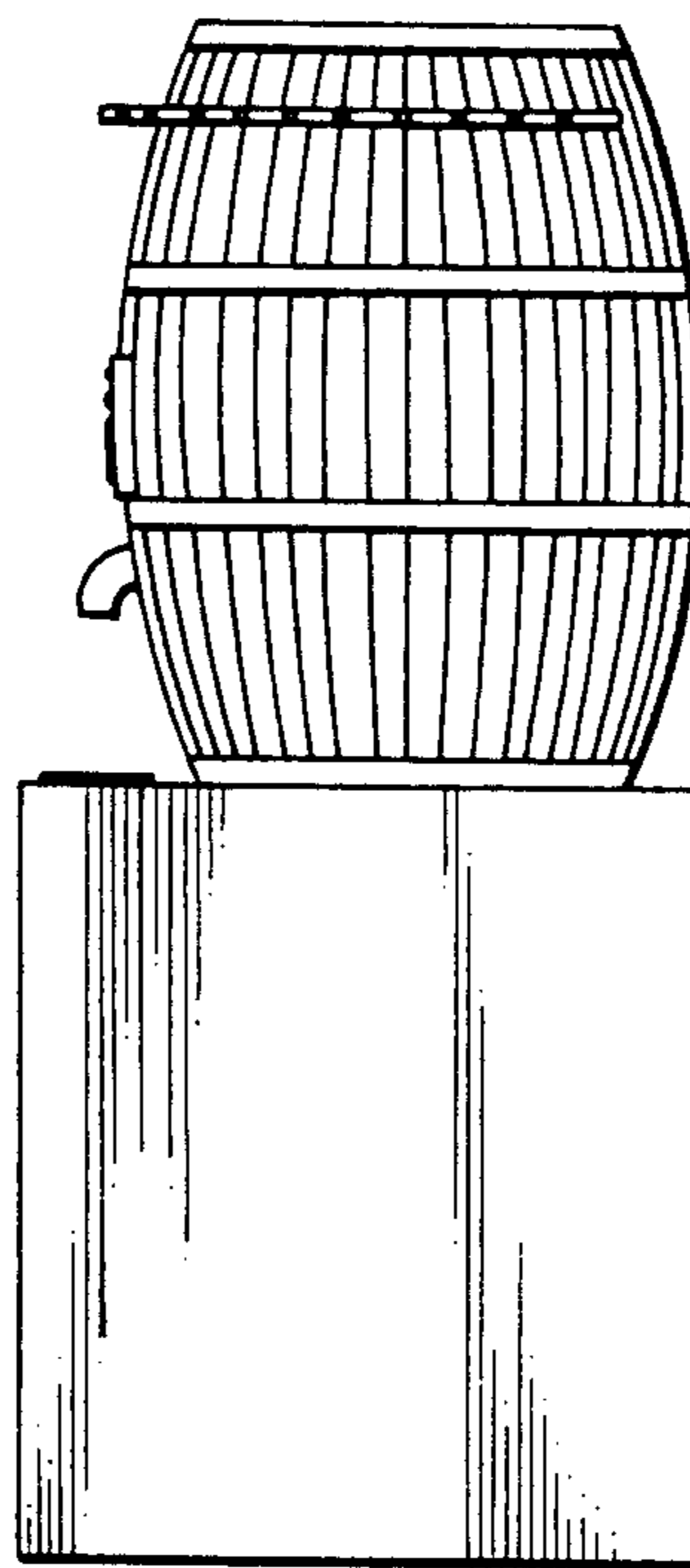


Fig. 3

Fig. 4

