

[54] DENTAL FLOSS HOLDER

[75] Inventor: **Ingram S. Chodorow**, Stamford, Conn.

[73] Assignee: **Placontrol, Inc.**, Stamford, Conn.

[**] Term: **14 Years**

[21] Appl. No.: **627,770**

[22] Filed: **Oct. 31, 1975**

[51] Int. Cl. **D24—99**

[52] U.S. Cl. **D28/64**

[58] Field of Search 132/89, 90, 91, 92 A,
132/92 R; D24/1 D

[56] **References Cited**

U.S. PATENT DOCUMENTS

1,233,687	7/1917	Muchow	132/92 R
2,736,327	2/1956	Schlicksupp	132/91
3,918,466	11/1975	Peebles, Jr.	132/91
D. 221,149	7/1971	Davis	D24/1 D

Primary Examiner—Bernard Ansher

Attorney, Agent, or Firm—J. David Dainow

[57] **CLAIM**

The ornamental design for a dental floss holder, as shown and described.

DESCRIPTION

FIG. 1 is a perspective view of a dental floss holder showing my design;

FIG. 2 is a rear elevation view thereof;

FIG. 3 is a left side elevation thereof;

FIG. 4 is a top plan view thereof; the bottom plan view is the mirror image of the top plan view;

FIG. 5 is a right side elevation thereof; and

FIG. 6 is a front elevation view thereof.

FIG. 7 is a perspective view of a second embodiment of design;

FIG. 8 is a rear elevation view thereof;

FIG. 9 is a left side elevation thereof;

FIG. 10 is a top plan view thereof; the bottom plan view is the mirror image of the top plan view;

FIG. 11 is a right side elevation thereof; and

FIG. 12 is a front elevation view thereof.

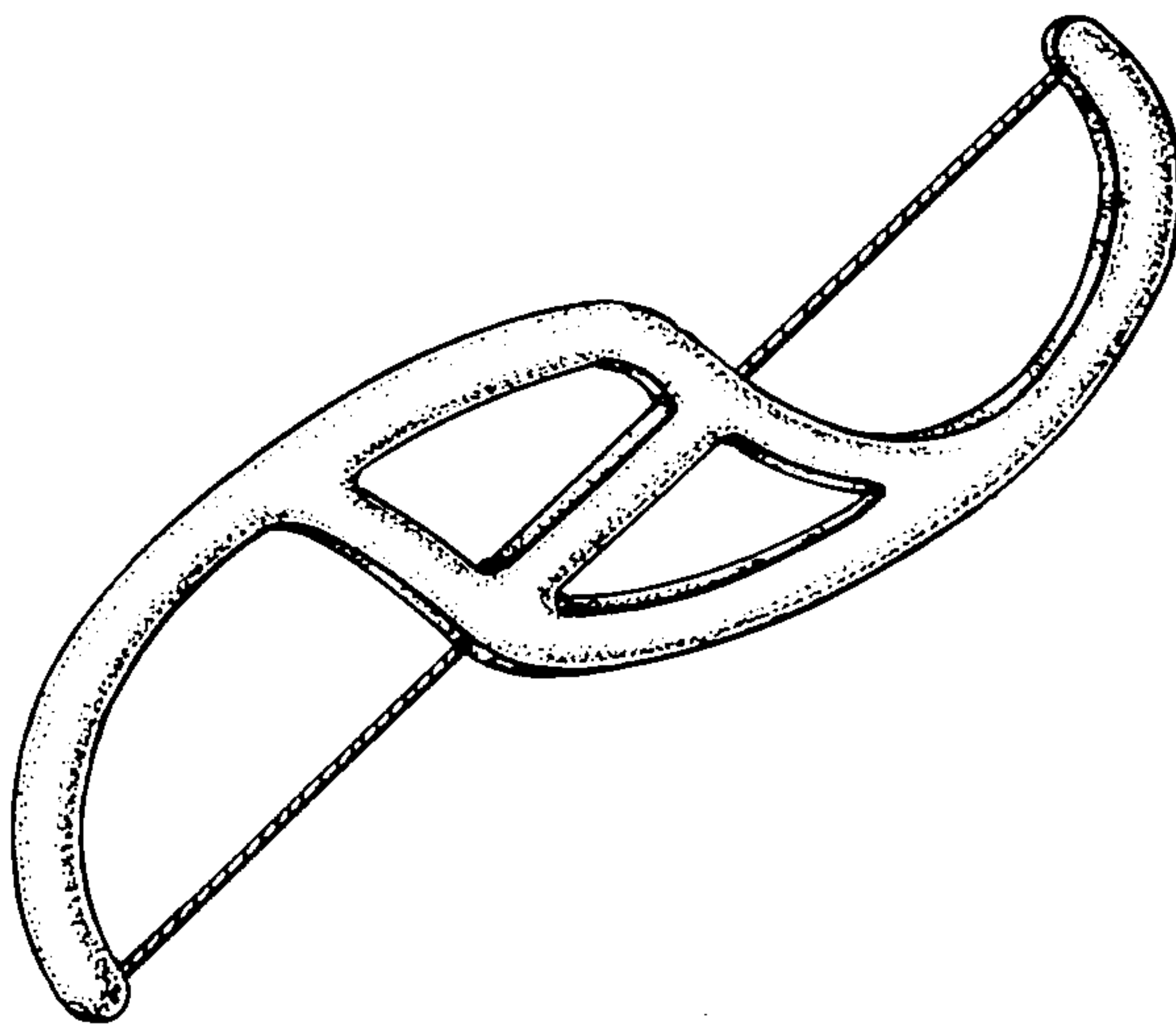


Fig. 1.

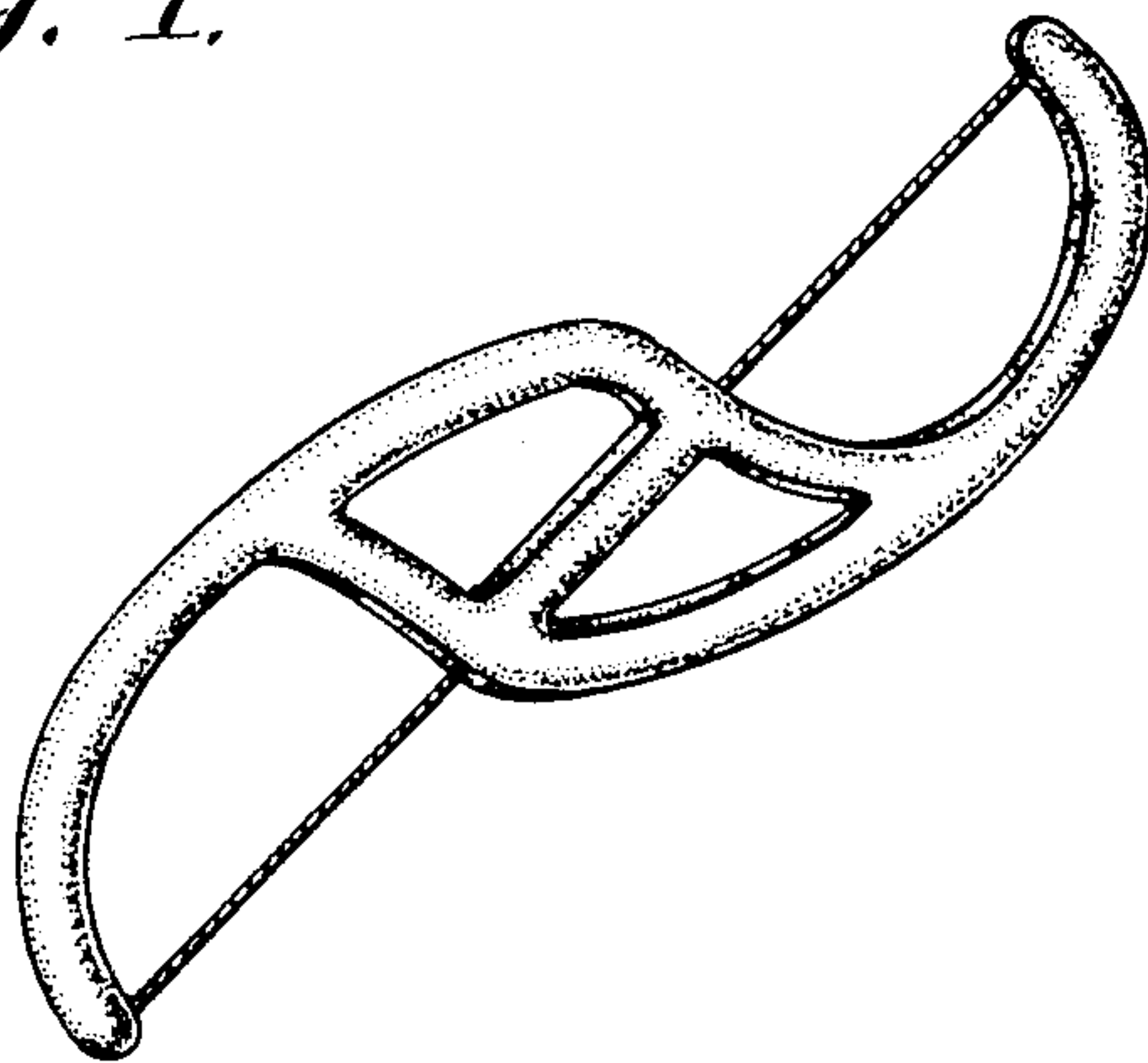


Fig. 2.



Fig. 3.



Fig. 4.




Fig. 5.



Fig. 6.



Fig. 7.

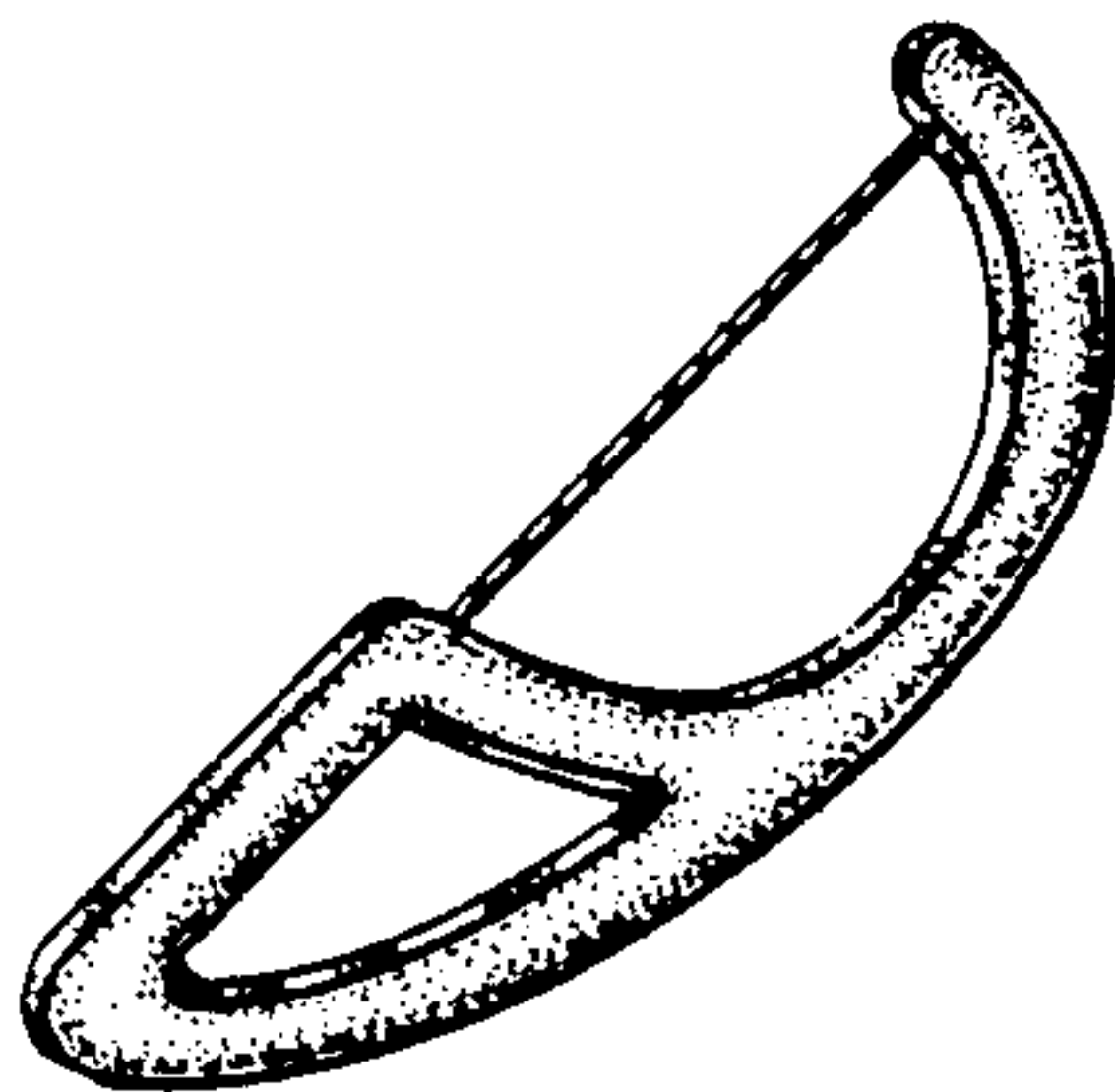


Fig. 8.



Fig. 9.



Fig. 10.




Fig. 11.



Fig. 12.

