

[54] CAR MAT

[76] Inventor: Courtland J. Sample, 430 S. Wilton Place, Los Angeles, Calif. 90020

[**] Term: 14 Years

[21] Appl. No.: 614,806

[22] Filed: Sept. 19, 1975

[51] Int. Cl. D6-11

[52] U.S. Cl. D12/203

[58] Field of Search D12/203; 15/215, 217; 296/1 F; D6/213, 219, 224; D45/19.15

[56] References Cited

U.S. PATENT DOCUMENTS

D. 180,449	6/1957	Meyer	D12/203
D. 182,917	5/1958	Meyer	D12/203
D. 200,295	2/1965	Lea	D12/203

OTHER PUBLICATIONS

Hornings Handbook of Designs & Devices, c. 1932, p. 60, The Tri-Radial Variant, No. 532.
 J. C. Whitney Catalog No. 334, rec'd. Jan. 27, 1975, p. 20, Astroturf Floor Mats, bottom center of page.
 J. C. Whitney Catalog No. 334, rec'd. Jan. 27, 1975, p. 108, Twin Car Mat, top right side of page.
 J. C. Whitney Catalog No. 334, rec'd. Jan. 27, 1975, p. 130, Cocoa Mats, third box down from top right side of page.

Primary Examiner—Wallace R. Burke
 Assistant Examiner—James M. Gandy
 Attorney, Agent, or Firm—Dominick Nardelli

[57] CLAIM

The ornamental design for car mat, as shown.

DESCRIPTION

FIG. 1 is a perspective view of a car mat showing my new design.
 FIG. 2 is a top plan view thereof.
 FIG. 3 is a rear elevation view thereof.
 FIG. 4 is a left side elevation view thereof.
 FIG. 5 is a front elevation view thereof.
 FIG. 6 is a bottom plan view thereof.

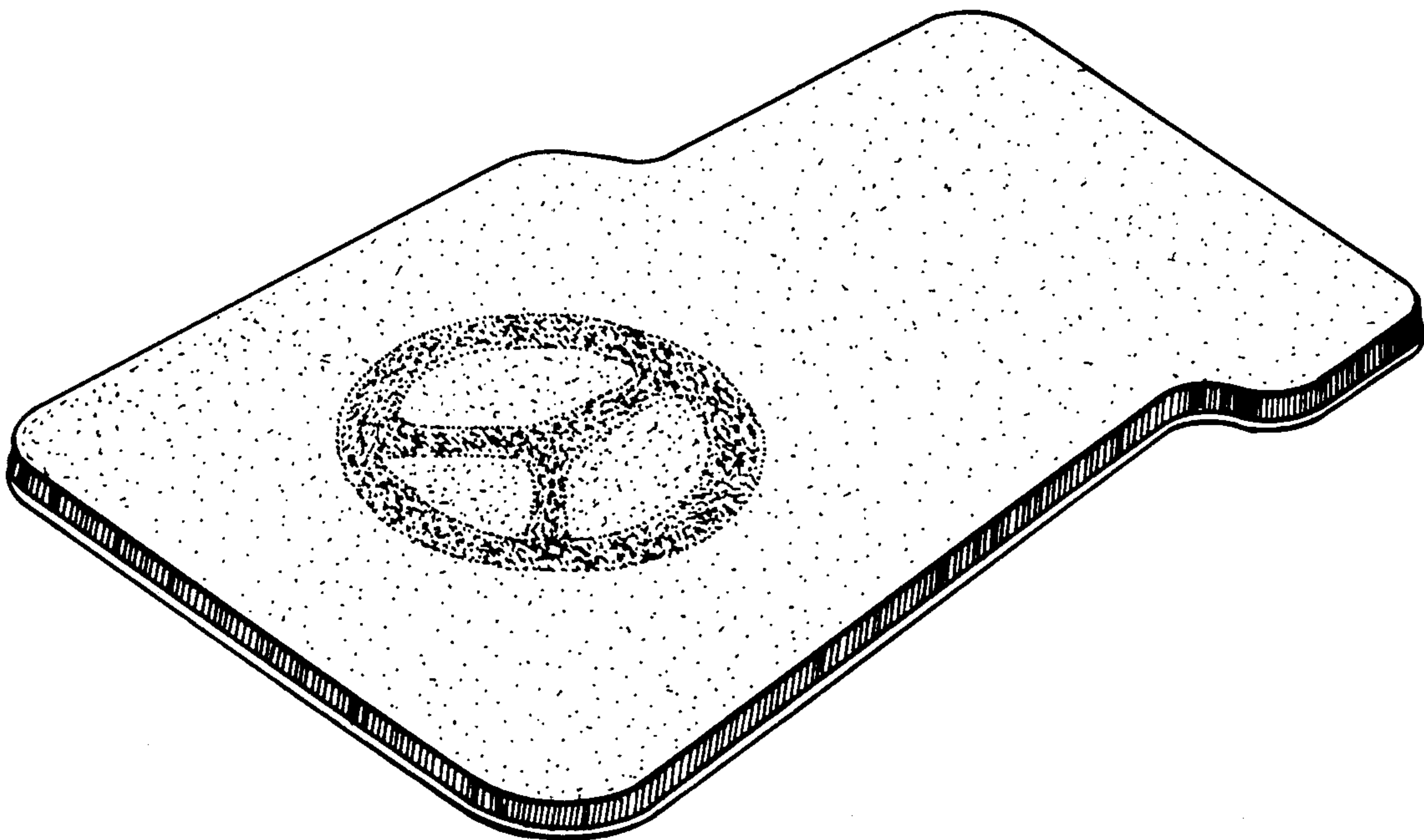


FIG. 1

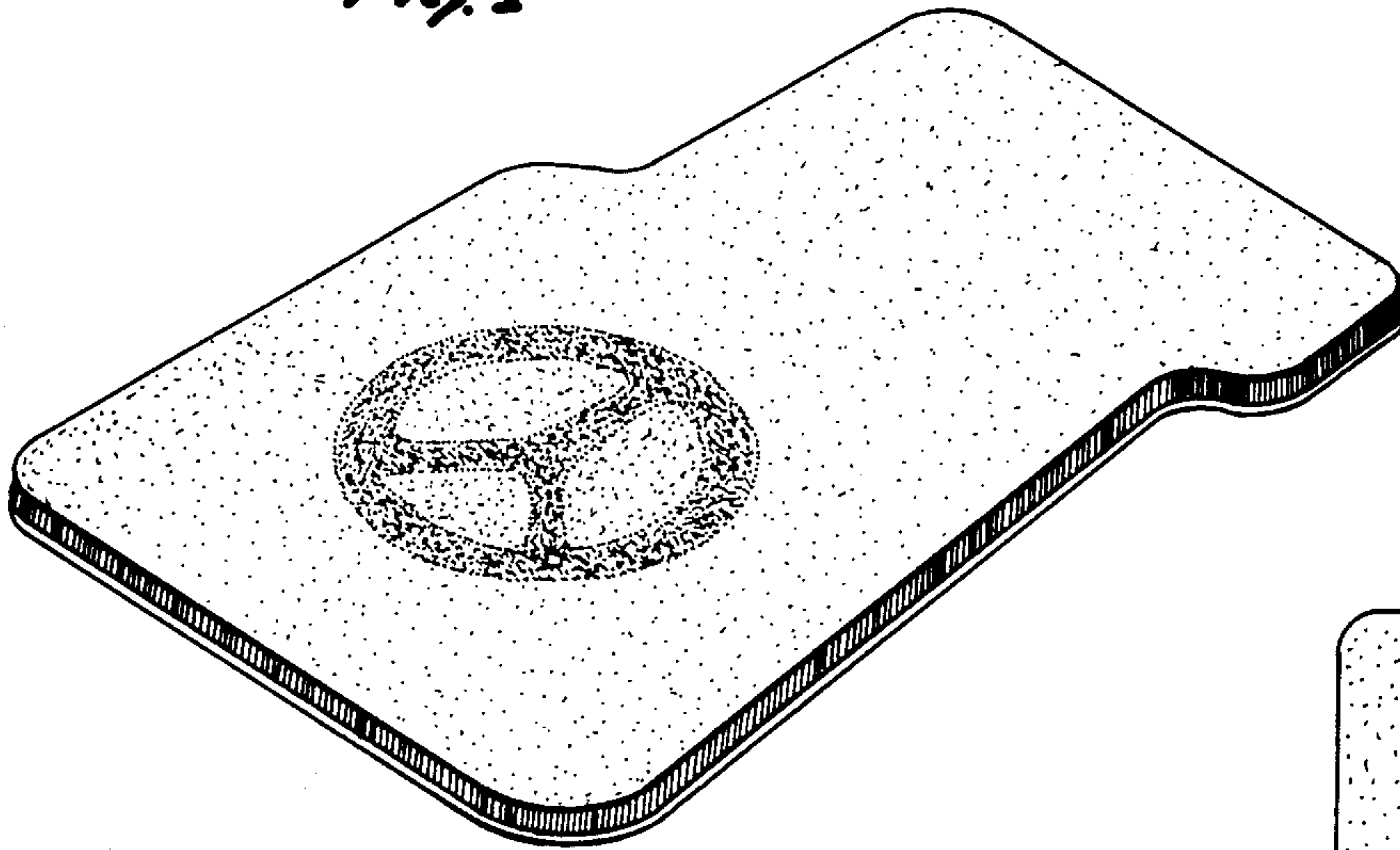


FIG. 2

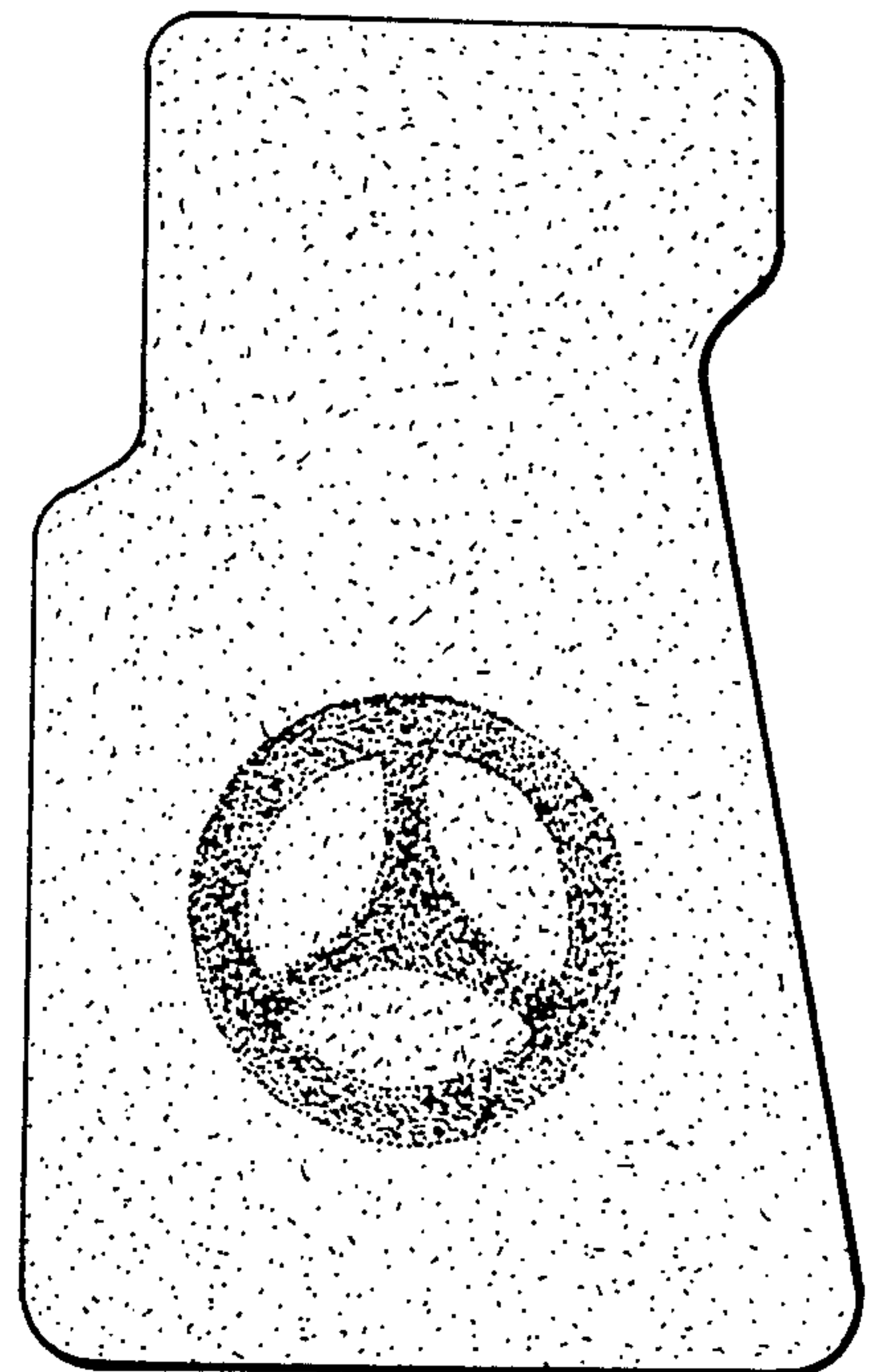


FIG. 3

FIG. 4



FIG. 5

FIG. 6

