

[54] **EVAPORATIVE COOLER**

[76] Inventor: **Ronald M. Glasoe**, 840 Hamilton Lane, Escondido, Calif. 92025

[**] Term: **14 Years**

[21] Appl. No.: **599,317**

[22] Filed: **July 25, 1975**

[51] Int. Cl. **D23-04**

[52] U.S. Cl. **D23/153**

[58] Field of Search D23/97, 111, 155, 149, D23/153; 62/309, 310, 314; 98/2, 2.11, 2.14, 2.17; 261/97, 24, 29, DIG. 43, DIG. 4, DIG. 24, DIG. 15

[56] **References Cited**

U.S. PATENT DOCUMENTS

1,238,068 8/1917 Slater et al. 261/24 X

2,626,136 1/1953 Krauss 62/314 X

2,769,620 11/1956 Davison 261/29 X

2,920,717 1/1960 Tuttle et al. D23/149

3,583,174 6/1971 Logue 261/29 X

D. 163,482 5/1951 Reichelderfer et al. D23/111

D. 163,483 5/1951 Reichelderfer et al. D23/155 X

D. 215,053 8/1969 Haskin D23/149

Primary Examiner—Wallace R. Burke
Assistant Examiner—Larry Jones
Attorney, Agent, or Firm—William P. Green

[57] **CLAIM**

The ornamental design for an evaporative cooler, as shown.

DESCRIPTION

FIG. 1 is a side elevational view of an evaporative cooler showing my new design;
 FIG. 2 is a top plan view of the evaporative cooler;
 FIG. 3 is a bottom plan view of the evaporative cooler.

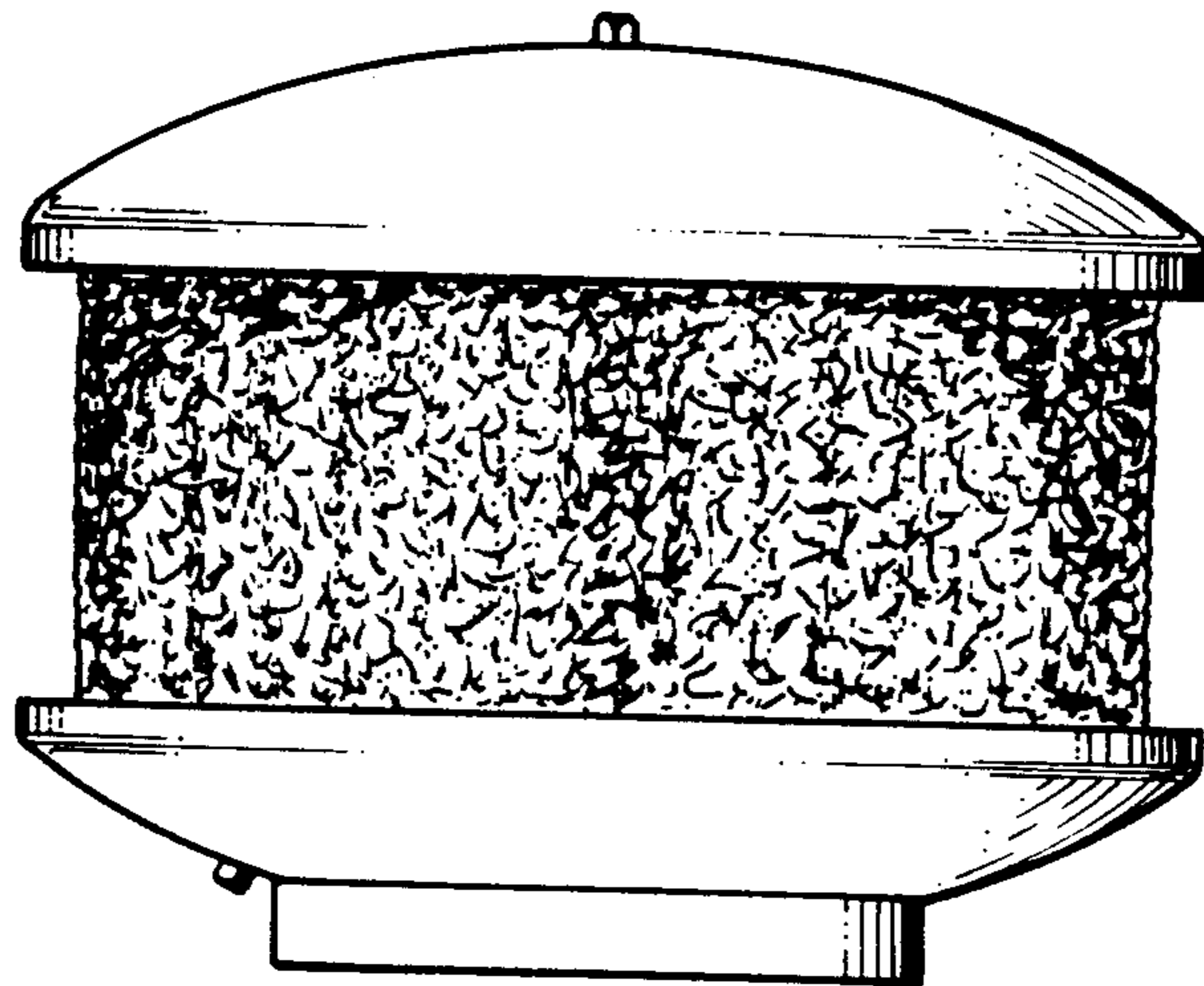


FIG. 2.

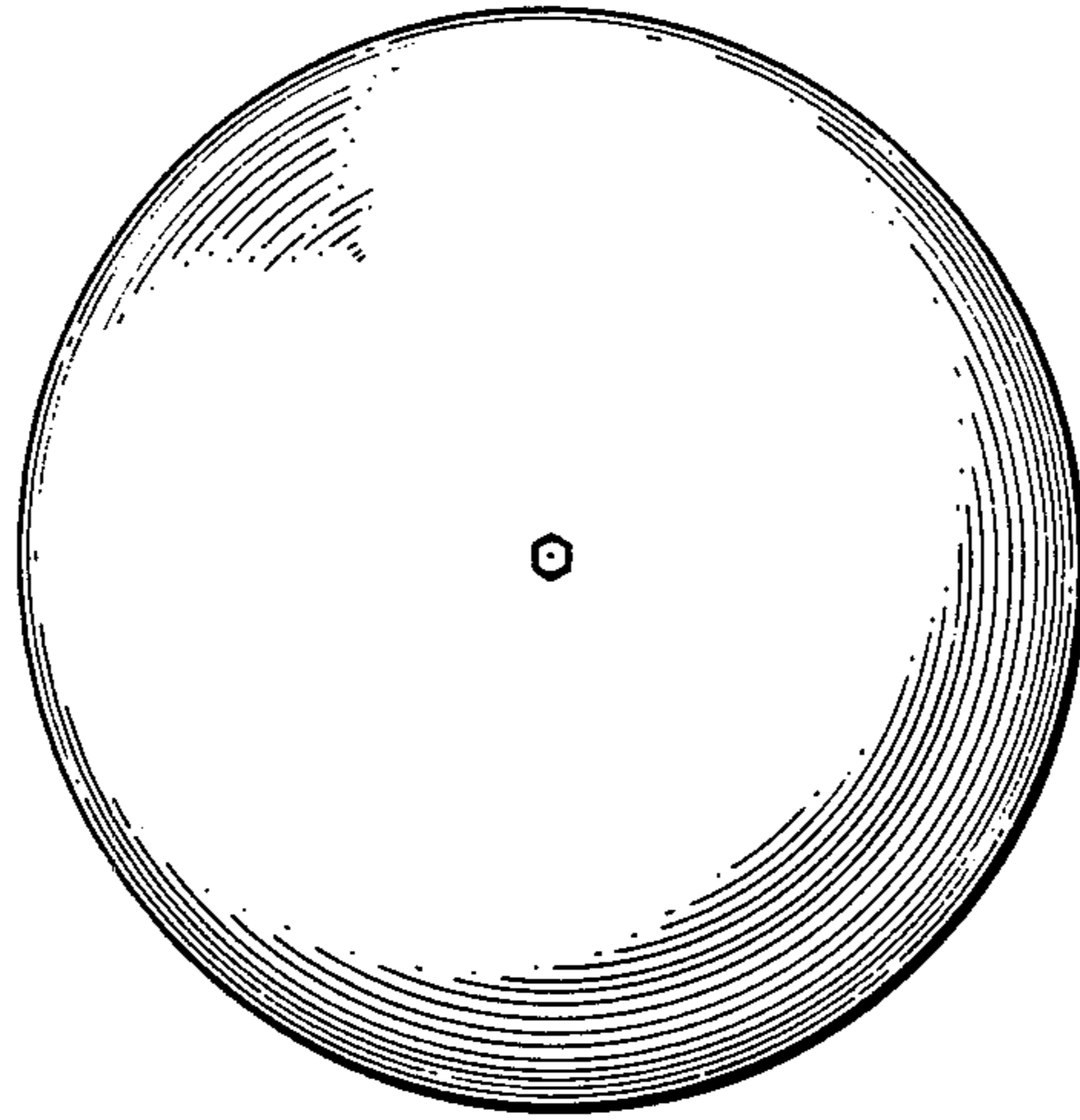


FIG. 1.

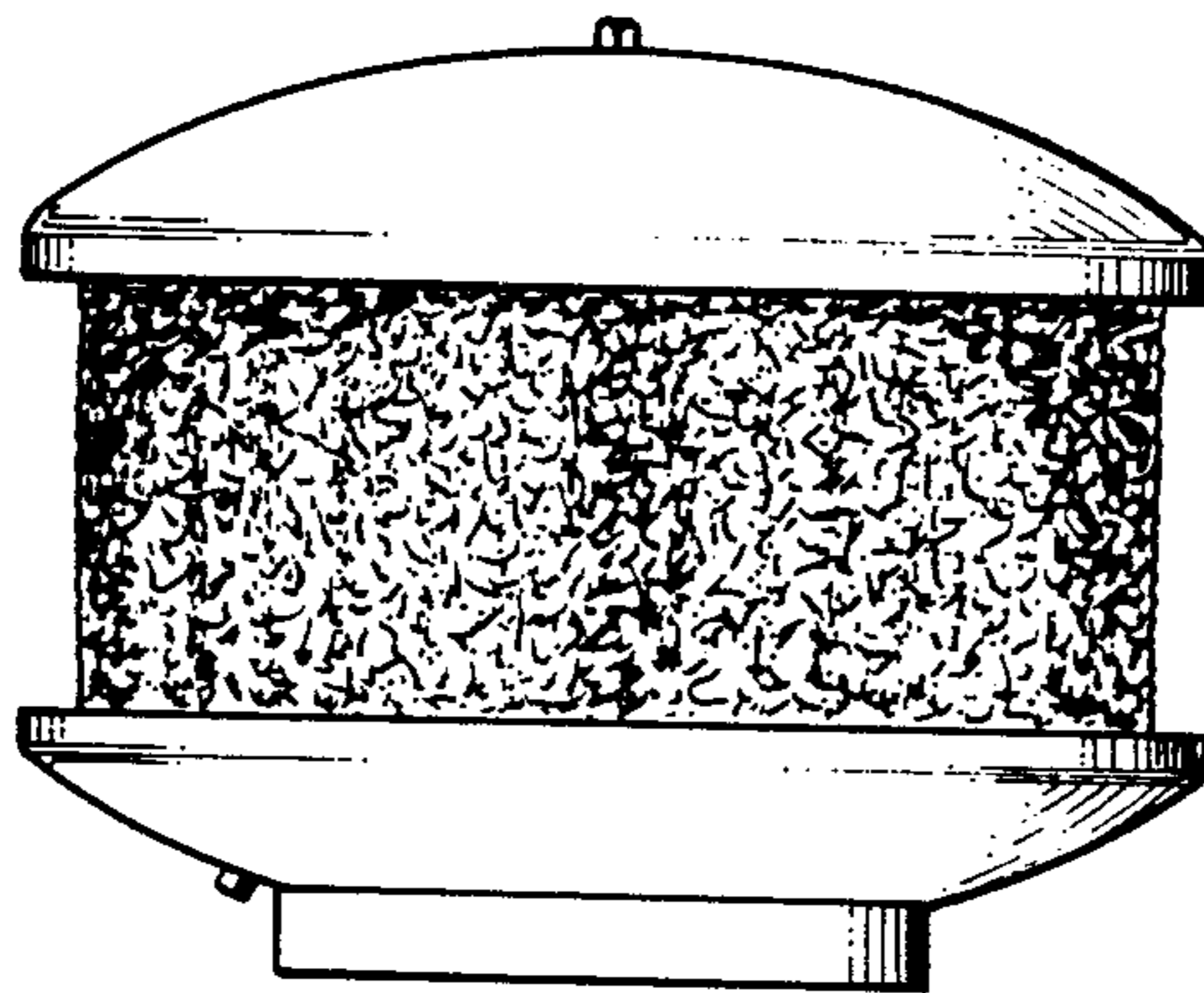


FIG. 3.

