

[54] WALLPLATE

[75] Inventor: Joan K. Creamer, Warwick, R.I.

[73] Assignee: General Electric Company

[\*\*] Term: 14 Years

[21] Appl. No.: 524,920

[22] Filed: Nov. 18, 1974

[51] Int. Cl. .... D8-09

[52] U.S. Cl. .... D8/351

[58] Field of Search ..... D8/179-186;  
174/66

[56] References Cited

U.S. PATENT DOCUMENTS

D. 148,116 12/1947 Sposith ..... D8/183

Primary Examiner—William N. Wertman

Attorney, Agent, or Firm—Paul E. Rochford

[57] CLAIM

The ornamental design for a wall plate, as shown.

DESCRIPTION

FIG. 1 is a perspective view of a wall plate embodying my new design.

FIG. 2 is a front elevational view thereof.

FIG. 3 is a rear elevational view thereof.

FIG. 4 is a side elevational view from the horsehead side thereof.

FIG. 5 is a side elevational view of the opposite side thereof.


FIG. 6 is a top plan view thereof.

FIG. 7 is a bottom plan view thereof.

FIG. 8 is a vertical sectional view taken along the line 8-8 of FIG. 2.

FIG. 9 is a horizontal sectional view thereof taken along the line 9-9 of FIG. 2.

© General Electric Company 1976. The drawings of the patent document contain material to which a claim of copyright is made. The copyright owner, assignee herein, has no objection to the duplication of the patent drawing, but reserves all other copyright rights whatsoever. A certified copy of the certificate of Copyright Registration as registered by the U.S. Copyright Office is in the file of the application of this patent.






FIG. 1



FIG. 4



FIG. 5



FIG. 6

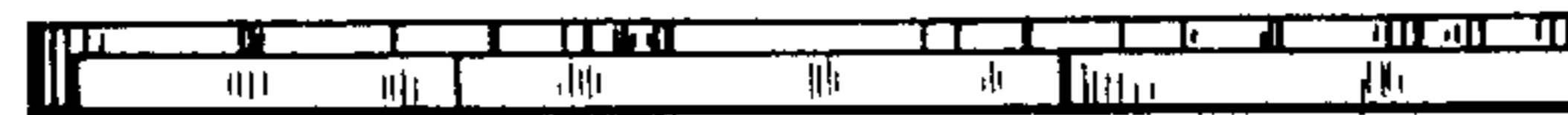


FIG. 7

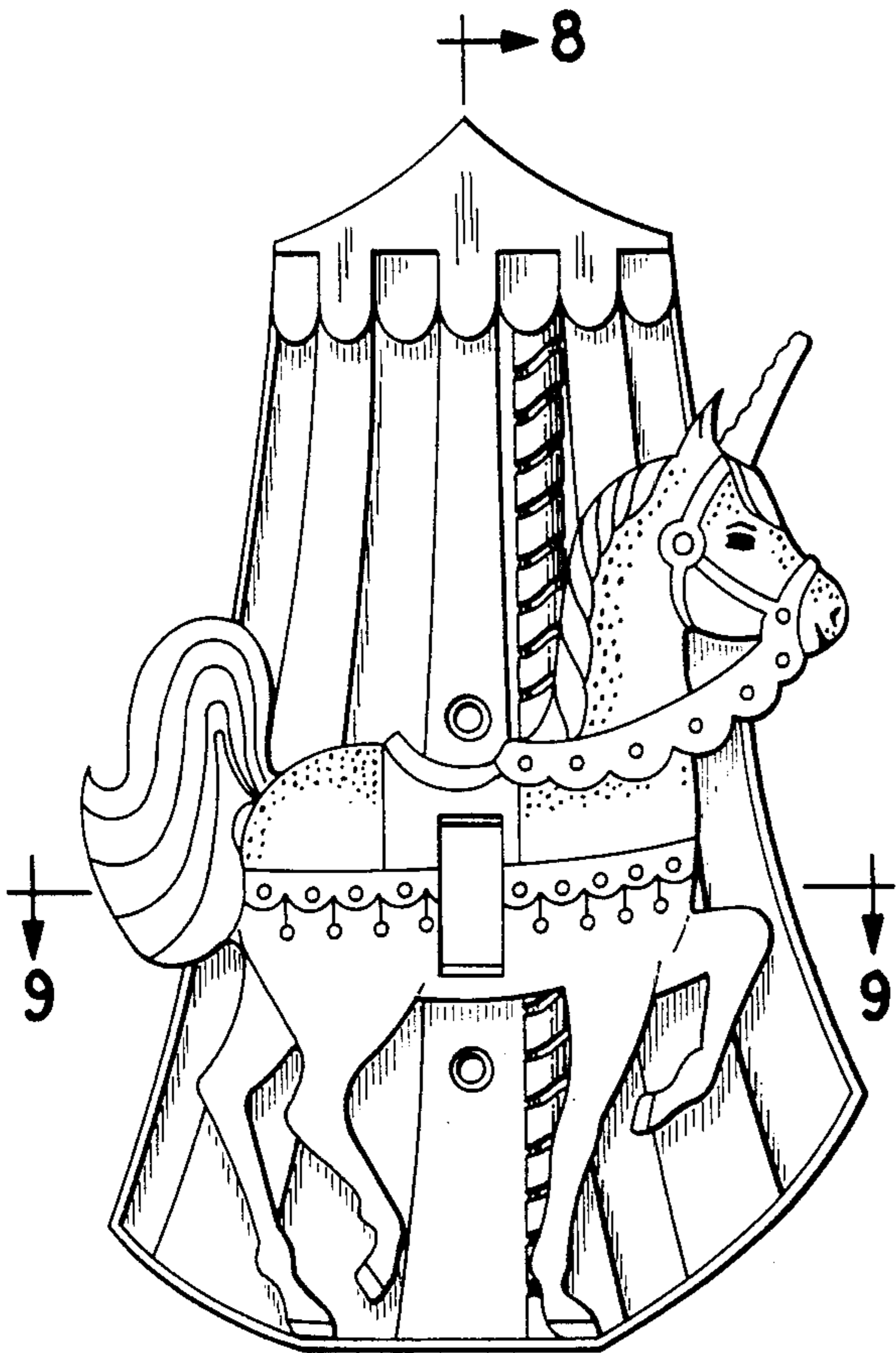


FIG. 2

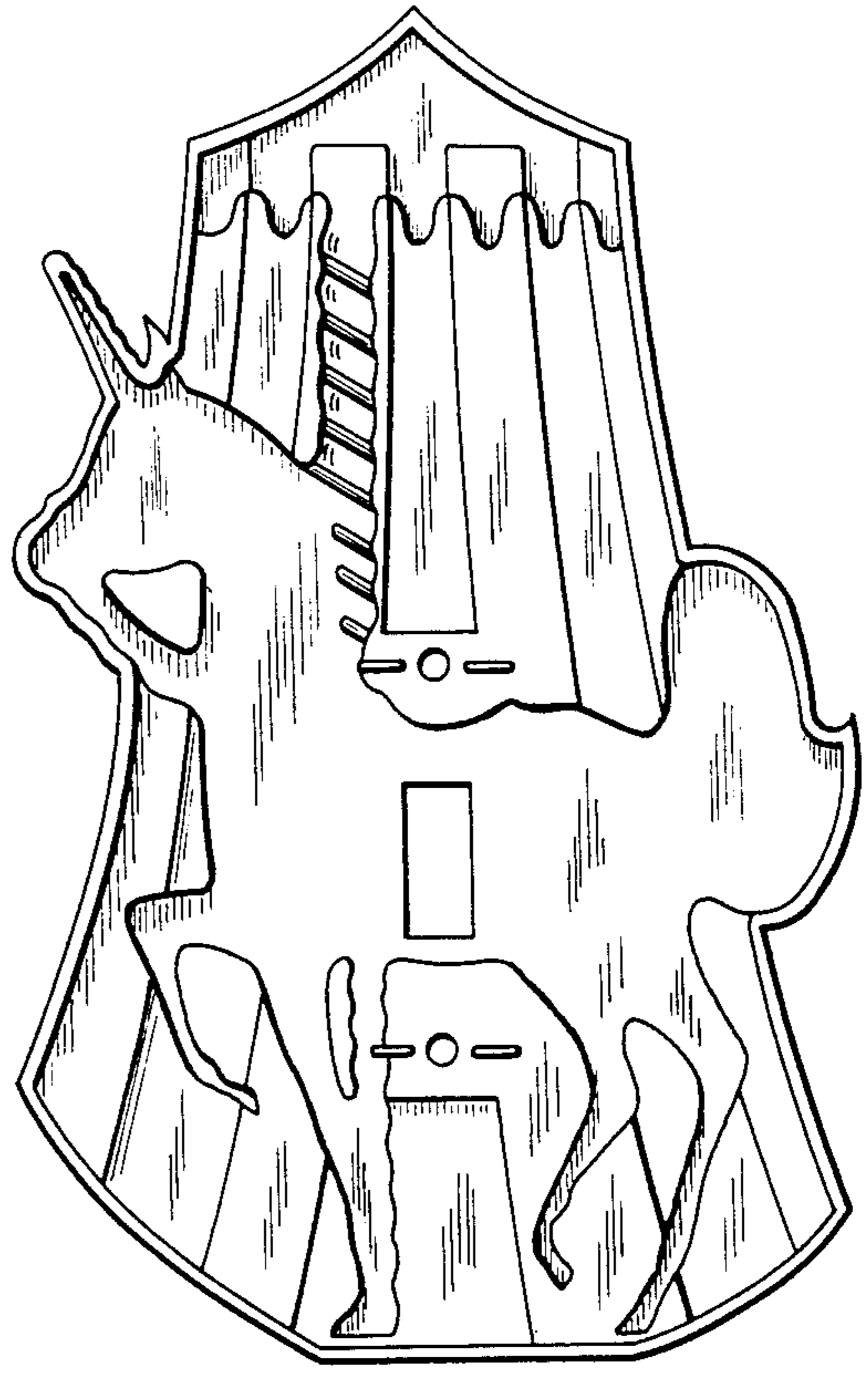


FIG. 3

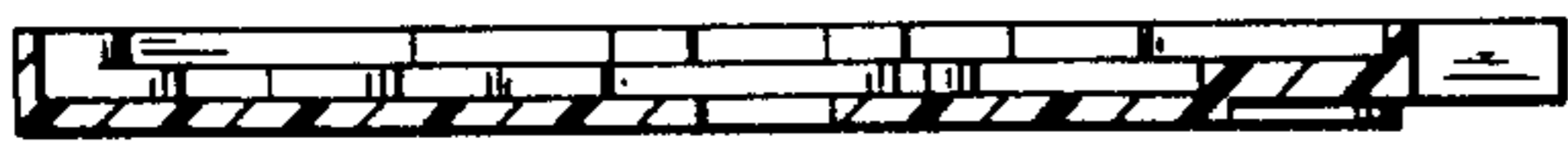


FIG. 9



FIG. 8