

[54] FURNITURE DECK EDGING

[75] Inventor: Roger A. Wittenberg, Thomasville, N.C.

[73] Assignee: Flex-O-Lators, Inc., Carthage, Mo.

[**] Term: 14 Years

[21] Appl. No.: 600,501

[22] Filed: July 31, 1975

[51] Int. Cl. D6-06

[52] U.S. Cl. D6/191

[58] Field of Search 5/360; D6/1, 191

[56] References Cited

U.S. PATENT DOCUMENTS

1,428,797	9/1922	Micon	5/360
1,894,831	1/1933	Phenix	5/360
2,724,431	11/1955	Boersma	5/360 X

Primary Examiner—Bruce W. Dunkins
Attorney, Agent, or Firm—John A. Hamilton

[57] CLAIM

The ornamental design for a furniture deck edging, as shown and described.

DESCRIPTION

FIG. 1 is a top plan view of a length of furniture deck edging embodying my design, with its central portion broken away to indicate indeterminate length,

FIG. 2 is a rear elevational view of the edging as shown in FIG. 1,

FIG. 3 is an inverted plan view of the edging as shown in FIG. 1,

FIG. 4 is a front elevational view of the edging as shown in FIG. 1, and

FIG. 5 is an enlarged right end view of the edging as shown in FIG. 1.

The edging is of uniform cross-sectional contour throughout its length.





Fig. 1




Fig. 2




Fig. 3




Fig. 4




Fig. 5

