

[54] TELEPHONE

[76] Inventor: Robert P. Bliven, 5317 1/2 La Cresta Court, Los Angeles, Calif. 90038

[\*\*] Term: 14 Years

[21] Appl. No.: 614,487

[22] Filed: Sept. 18, 1975

[51] Int. Cl. .... D14-03

[52] U.S. Cl. .... D26/14 A

[58] Field of Search ..... 179/178, 179, 100 D, 179/100 L, 103; D26/14 A

[56] References Cited

U.S. PATENT DOCUMENTS

|           |         |                      |           |
|-----------|---------|----------------------|-----------|
| 2,419,388 | 4/1947  | Blomberg et al. .... | 179/103   |
| 2,910,538 | 10/1959 | Aleska .....         | 179/103   |
| 3,064,081 | 11/1962 | Tjeder .....         | 179/179   |
| 3,426,160 | 2/1969  | Ring .....           | 179/100 D |

|            |         |                   |          |
|------------|---------|-------------------|----------|
| D. 195,086 | 4/1963  | Mattke .....      | D26/14 A |
| D. 196,653 | 10/1963 | Mattke .....      | D26/14 A |
| D. 211,362 | 6/1968  | Janda .....       | D26/14 A |
| D. 226,199 | 1/1973  | Breger .....      | D26/14 A |
| D. 234,849 | 4/1975  | Tyson et al. .... | D26/14 A |


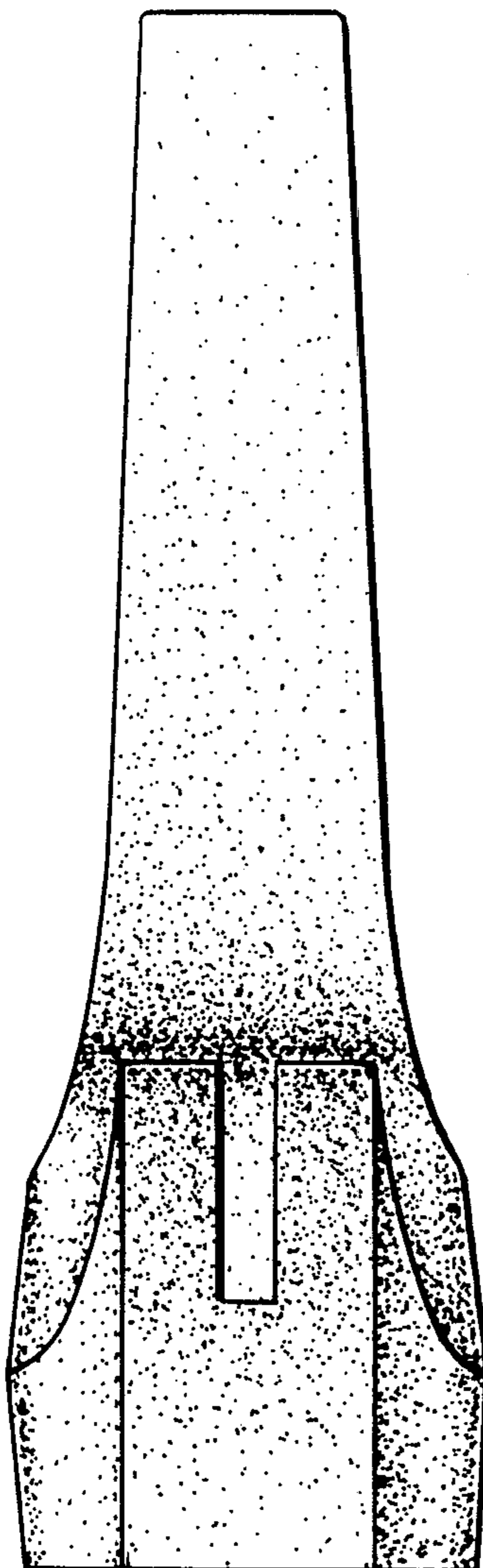
Primary Examiner—Bernard Ansher  
Attorney, Agent, or Firm—Matthew P. Lynch

[57] CLAIM

The ornamental design for a telephone, substantially as shown and described.

DESCRIPTION

FIG. 1 is a front perspective of a telephone embodying my new design;  
FIG. 2 is a rear perspective thereof;  
FIG. 3 is a side elevation thereof;  
FIG. 4 is a rear view thereof; and  
FIG. 5 is a bottom plan view thereof.






Fig. 1

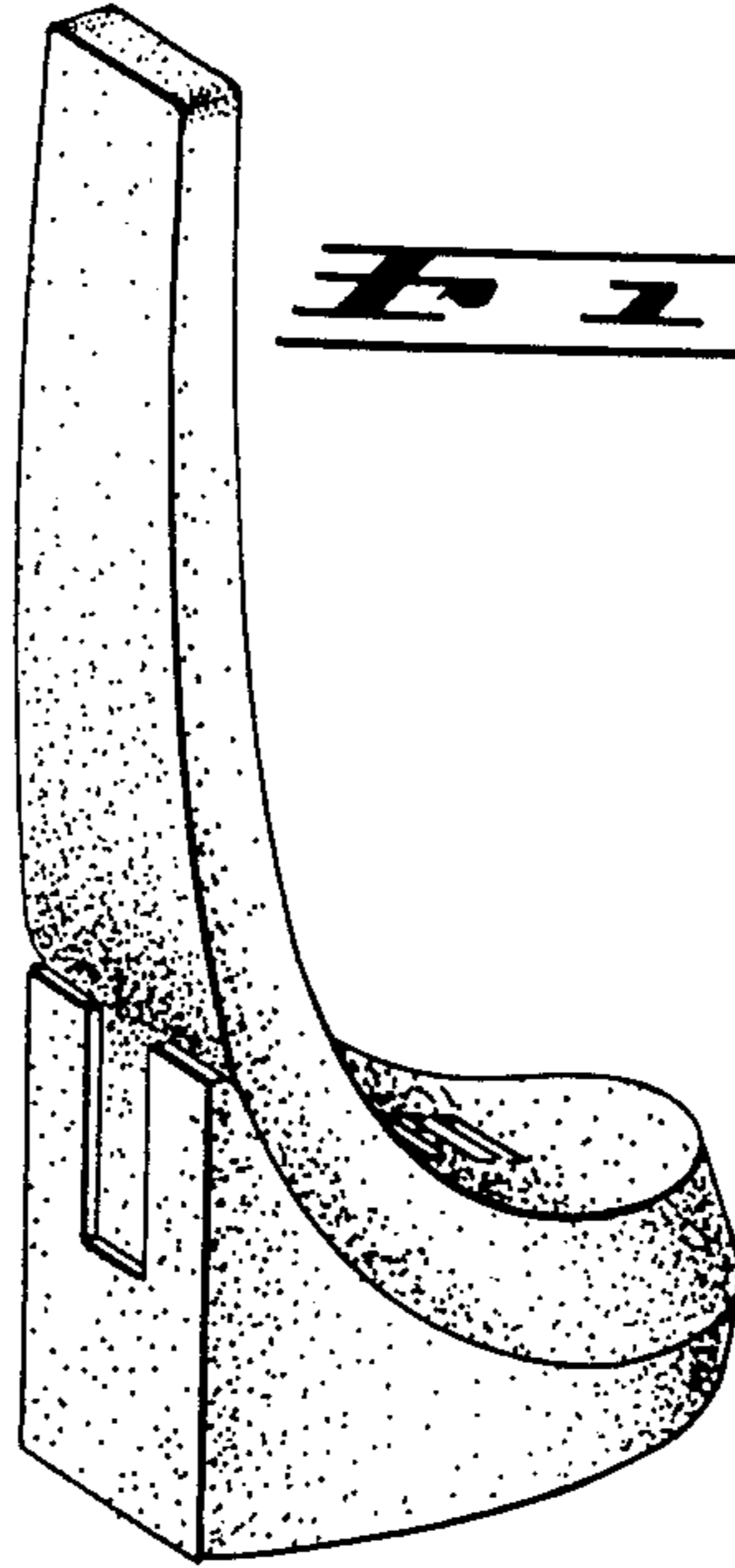


Fig. 2

Fig. 3

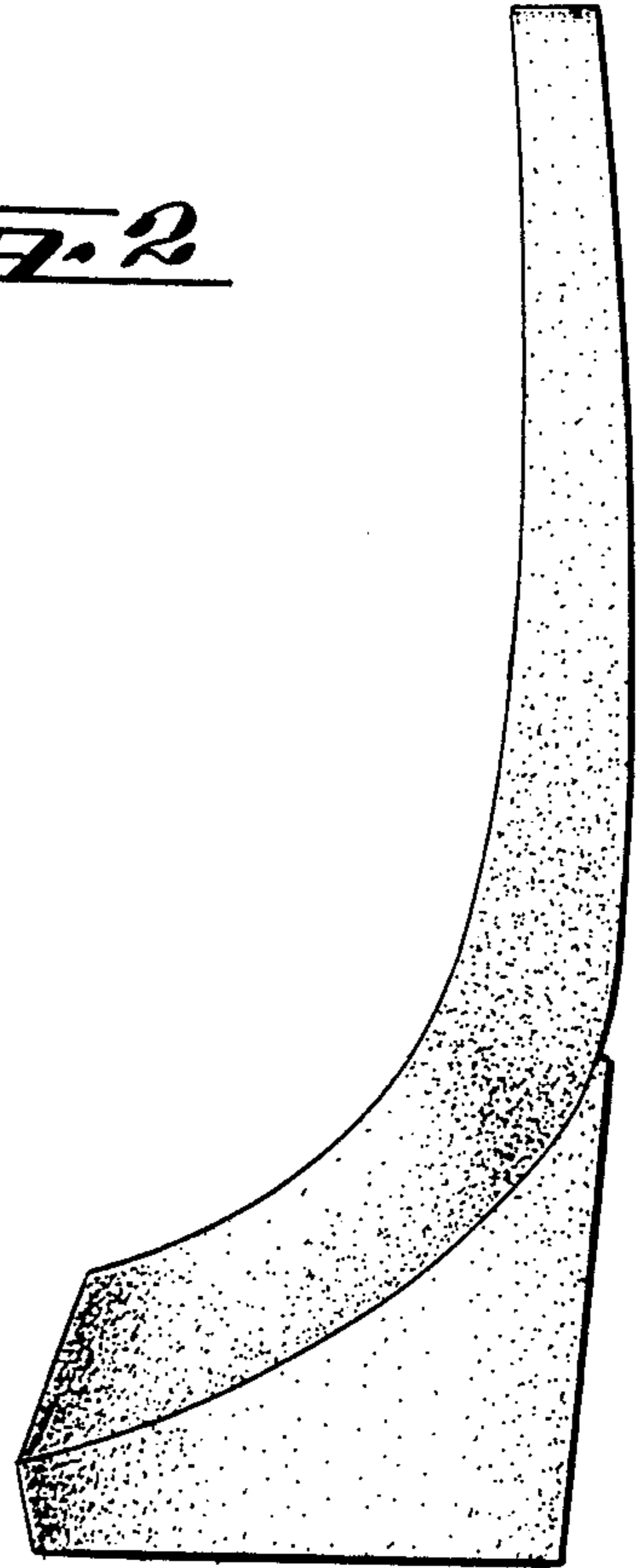


Fig. 4

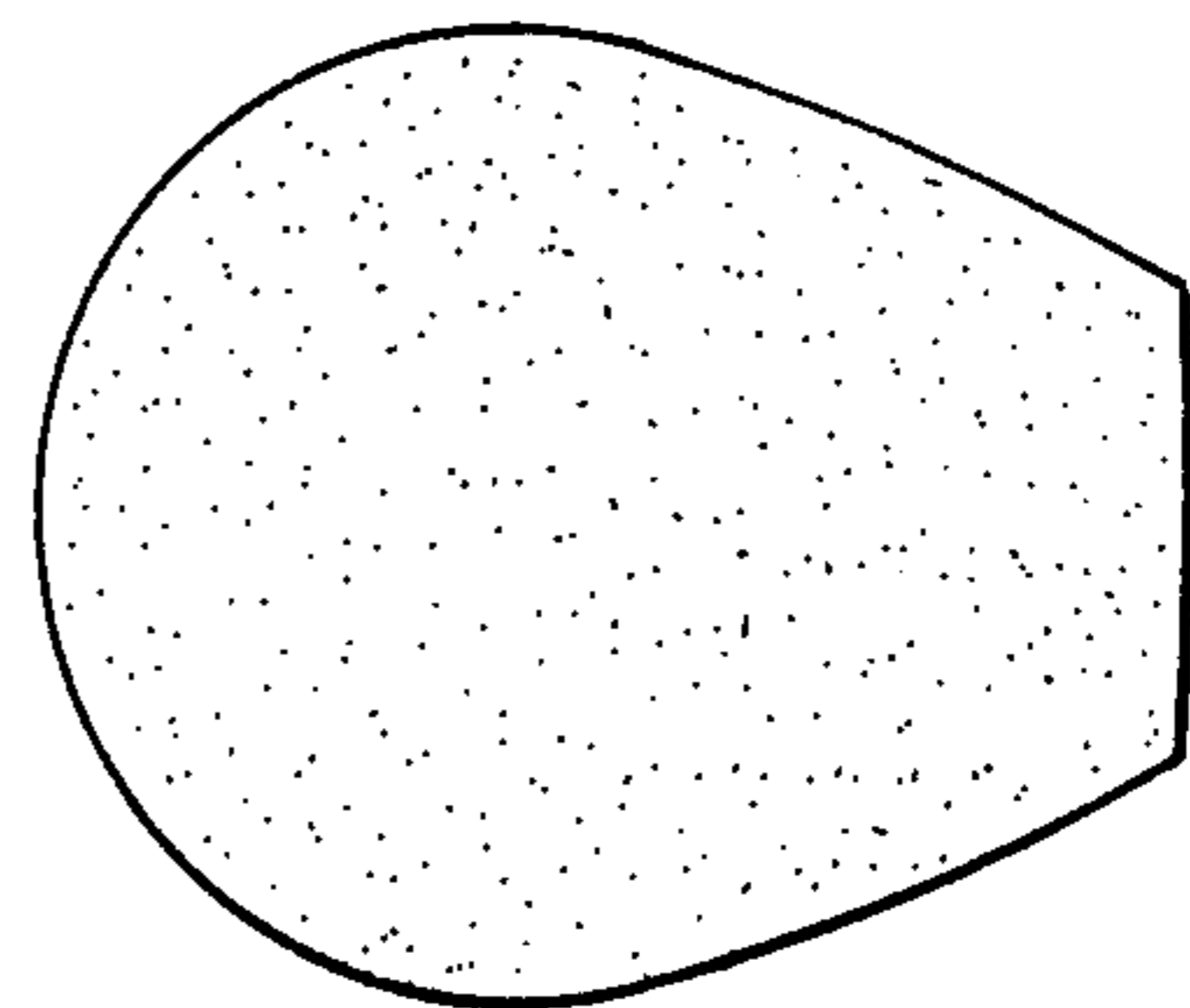
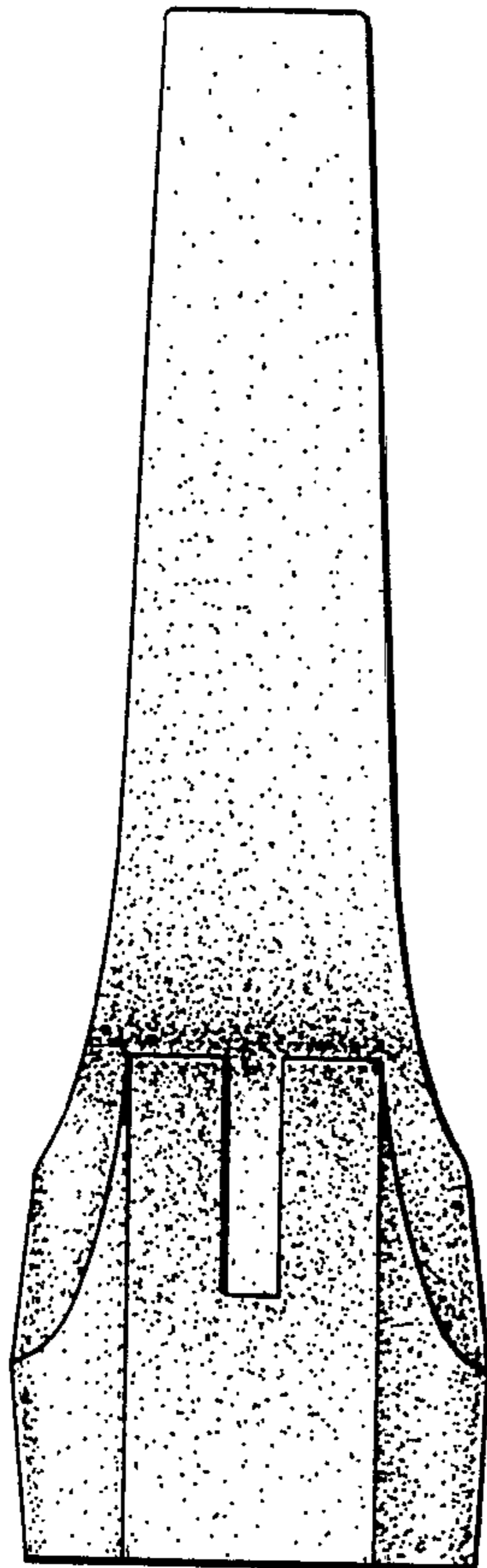


Fig. 5