

- [54] SPINDLE FOR USE IN FORMING ROOM  
DIVIDERS OR PANELS
- [76] Inventor: **Ralph Mondragon**, P.O. Box 199,  
Ranchos de Taos, N. Mex. 87571
- [\*\*] Term: **14 Years**
- [21] Appl. No.: **555,288**
- [22] Filed: **Mar. 4, 1975**
- [51] Int. Cl. .... **D25-02**
- [52] U.S. Cl. .... **D25/78**
- [58] Field of Search ..... D54/2 B; 52/660, 663,  
52/665, 669, 583, 473, 581, 507; D6/139;  
D25/78, 87, 88, 71, 73, 75

[56] **References Cited**  
**U.S. PATENT DOCUMENTS**

2,462,399	2/1949	Hinchman .....	D13/1 J
D. 163,638	6/1951	Rosten .....	D25/73 X
D. 184,731	3/1959	Harty, Jr. ....	D54/2 B

D. 237,962 12/1975 Mondragon ..... D54/2 R

**OTHER PUBLICATIONS**

The Harrington and King Perforating Co., Inc., Ellipse  
[Embossed] 42% open style, perforated sheets.

*Primary Examiner*—Wallace R. Burke  
*Assistant Examiner*—Larry Jones  
*Attorney, Agent, or Firm*—Frederick W. Turnbull

[57] **CLAIM**

The ornamental design for a spindle for use in forming  
room dividers or panels, as shown and described.

**DESCRIPTION**

FIG. 1 is a perspective view of the spindle for use in  
forming room dividers or panels of my design;  
FIG. 2 is a front elevational view thereof, the broken  
line disclosure being for illustrative purposes only;  
FIG. 3 is an edge view thereof.

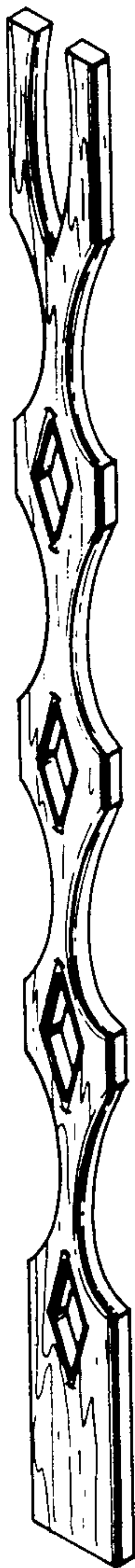


FIG. 1.

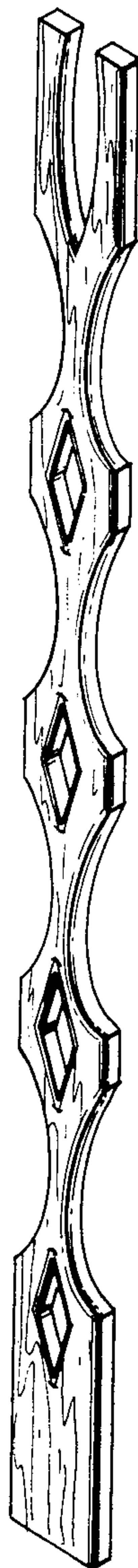


FIG. 2.

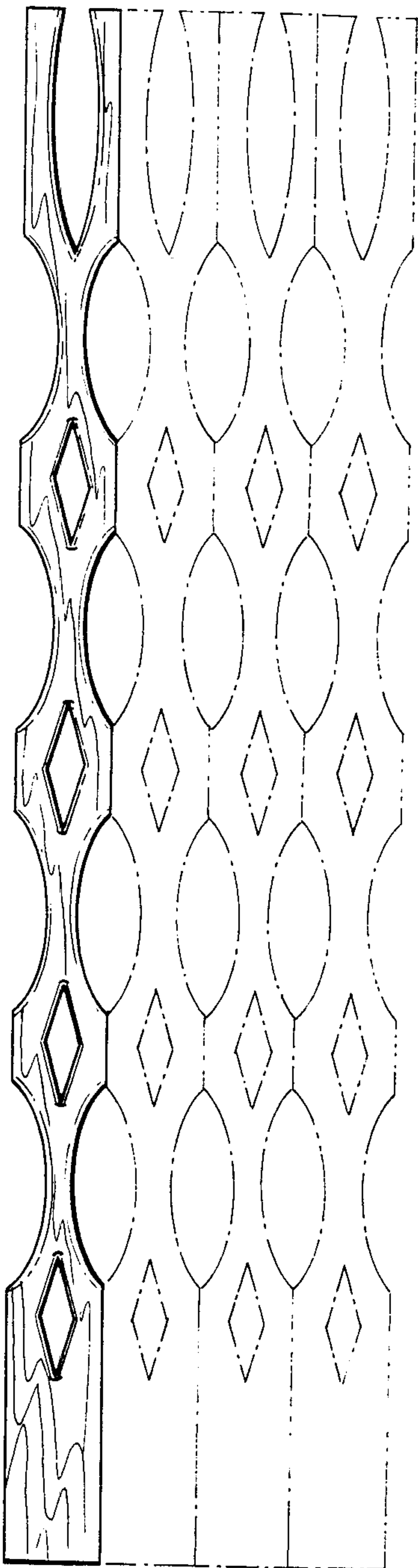


FIG. 3.

