

[54] **CONVERTIBLE SOFA**

[76] Inventor: **Robert J. Marks**, 9350 SW. 106th St., Miami, Fla. 33157

[\*\*] Term: **14 Years**

[21] Appl. No.: **605,188**

[22] Filed: **Aug. 15, 1975**

[51] Int. Cl. .... **D6-01**

[52] U.S. Cl. .... **D6/63**

[58] Field of Search ..... **D6/37-39,**  
**D6/47-78, 79-83**

[56] **References Cited**

**U.S. PATENT DOCUMENTS**

D. 22,922	11/1893	Conser .....	D6/60
D. 211,336	6/1968	Kettman .....	D6/60
D. 222,051	9/1971	Shannon .....	D6/60
D. 229,135	11/1973	Rudslanti .....	D6/69 X
D. 229,591	12/1973	Trail et al. ....	D6/60

**OTHER PUBLICATIONS**

Furniture South, vol. 52, No. 4, Apr. 1973, p. 108, Convertible Sofa by Artisan's Guild.

*Primary Examiner*—Bruce W. Dunkins  
*Attorney, Agent, or Firm*—B. J. Powell

[57] **CLAIM**

The ornamental design for a convertible sofa, substantially as shown and described.

**DESCRIPTION**


FIG. 1 is a perspective view of the convertible sofa embodying my new design and set up as a bed;

FIG. 2 is a perspective view of the convertible sofa shown in FIG. 1 and set up as a sofa;

FIG. 3 is a rear elevational view of the convertible sofa set up as shown in FIG. 1; and,

FIG. 4 is a rear elevational view of the convertible sofa set up as shown in FIG. 2.

That end of the convertible sofa not shown is a mirror image of that end shown.






Fig. 1


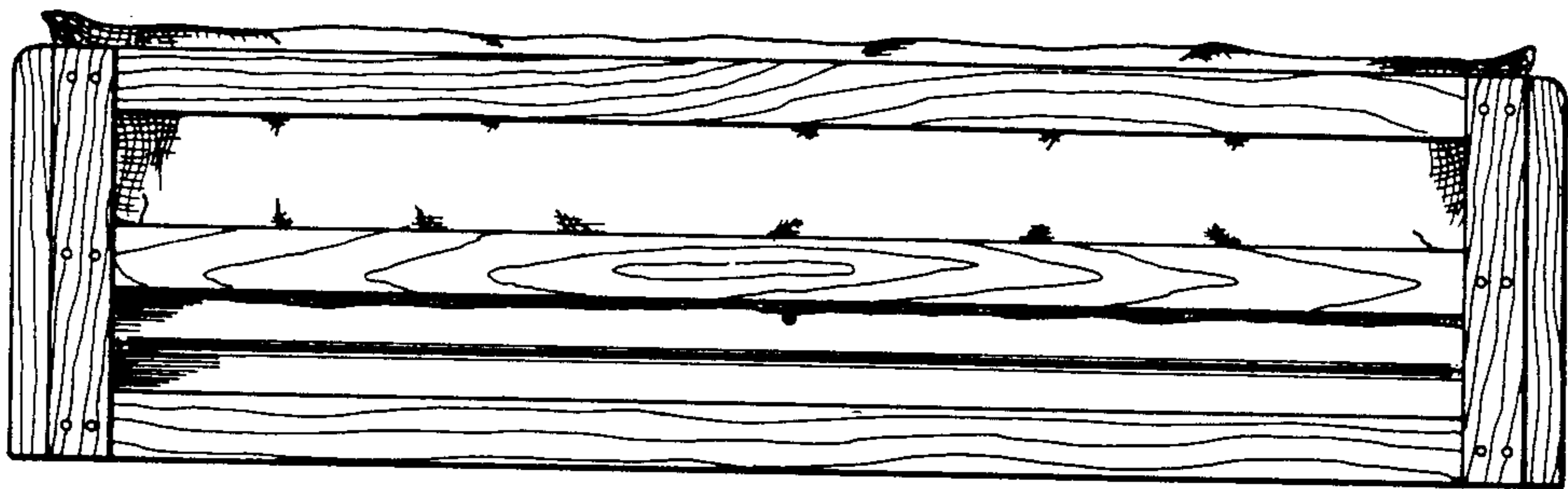



Fig. 2



*Fig. 4*



*Fig. 3*