

[54] **AUDIO VISUAL RECORD PLAYER**  
[75] **Inventor: Rebertus Van De Poel, Eindhoven, Netherlands**  
[73] **Assignee: U.S. Philips Corporation, New York, N.Y.**  
[\*\*] **Term: 14 Years**  
[21] **Appl. No.: 545,624**  
[22] **Filed: Jan. 30, 1975**  
[30] **Foreign Application Priority Data**  
    Aug. 19, 1974 Switzerland ..... 59308/74  
[51] **Int. Cl. .... D14-01**  
[52] **U.S. Cl. .... D14/2**  
[58] **Field of Search .... D56/4 R, 4 B, 4 D; D26/14 B, 14 D**

[56] **References Cited**  
**U.S. PATENT DOCUMENTS**  
D. 169,559 5/1953 Otto ..... D26/14 B  
D. 194,484 1/1963 van den Berg ..... D56/4 R

D. 199,189 9/1964 Bloom ..... D26/14 B

**OTHER PUBLICATIONS**

*Office Appliances*, July 1962, p. 63, Model No. 707.  
*Domus*, May, 1974, p. 48, 2nd from bottom photo.


*Primary Examiner*—Joel Stearman  
*Assistant Examiner*—Jane E. Corrigan  
*Attorney, Agent, or Firm*—Frank R. Trifari

[57] **CLAIM**

The ornamental design for a audio visual record player, as shown and described.

**DESCRIPTION**

FIG. 1 is a perspective view of the audio visual record player showing my new design;  
FIG. 2 is a top plan view;  
FIG. 3 is a bottom plan view;  
FIG. 4 is a left side elevational view;  
FIG. 5 is a right side elevational view;  
FIG. 6 is a front elevational view;  
FIG. 7 is a rear elevational view;






Fig. 1

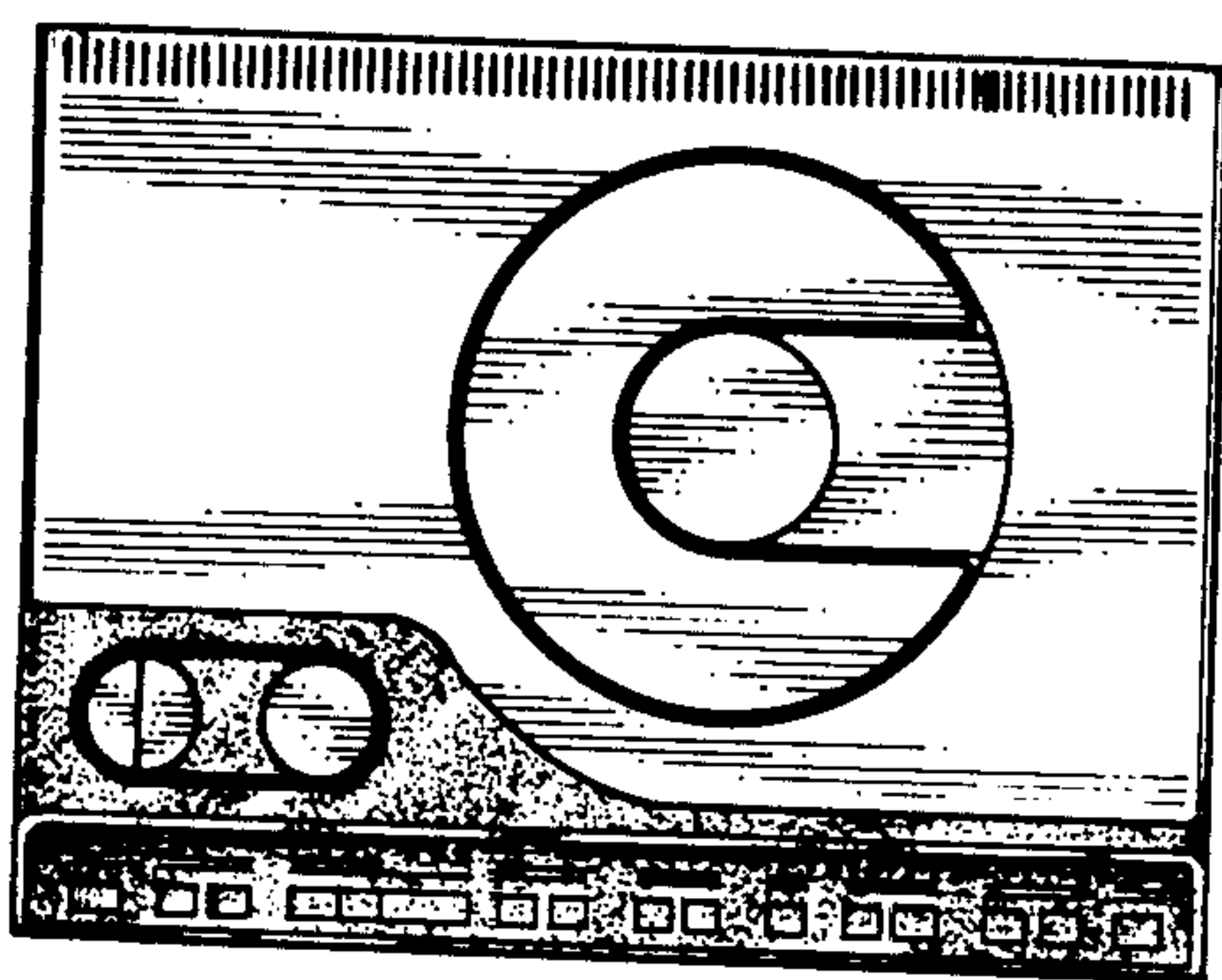


Fig. 2




Fig. 3




Fig. 4

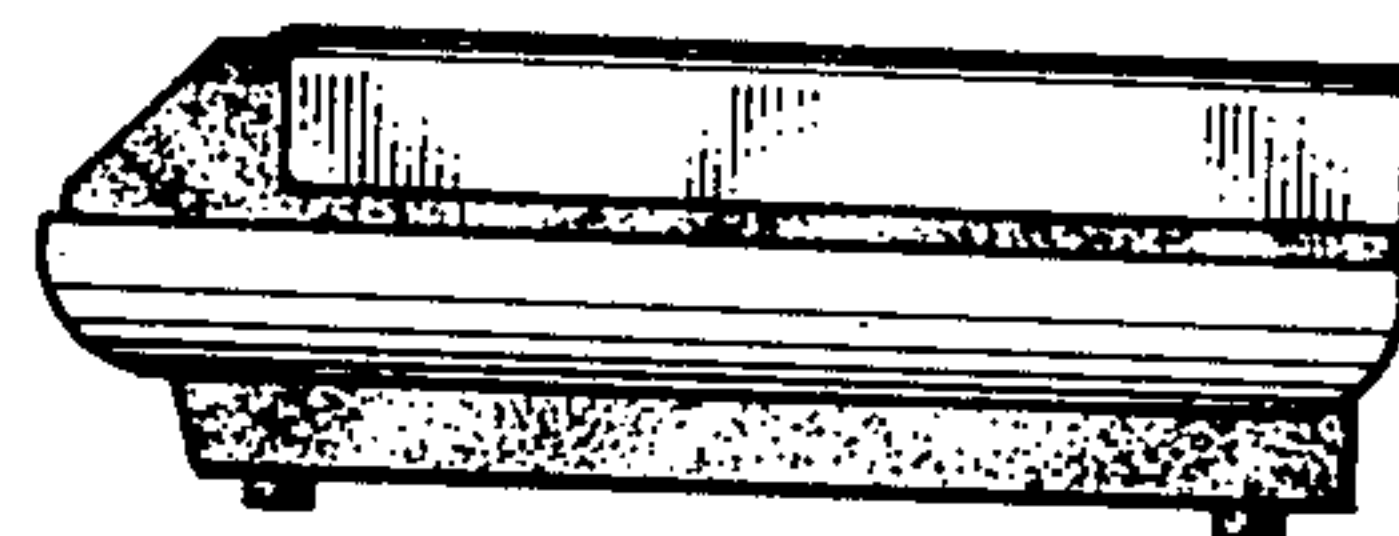


Fig. 5

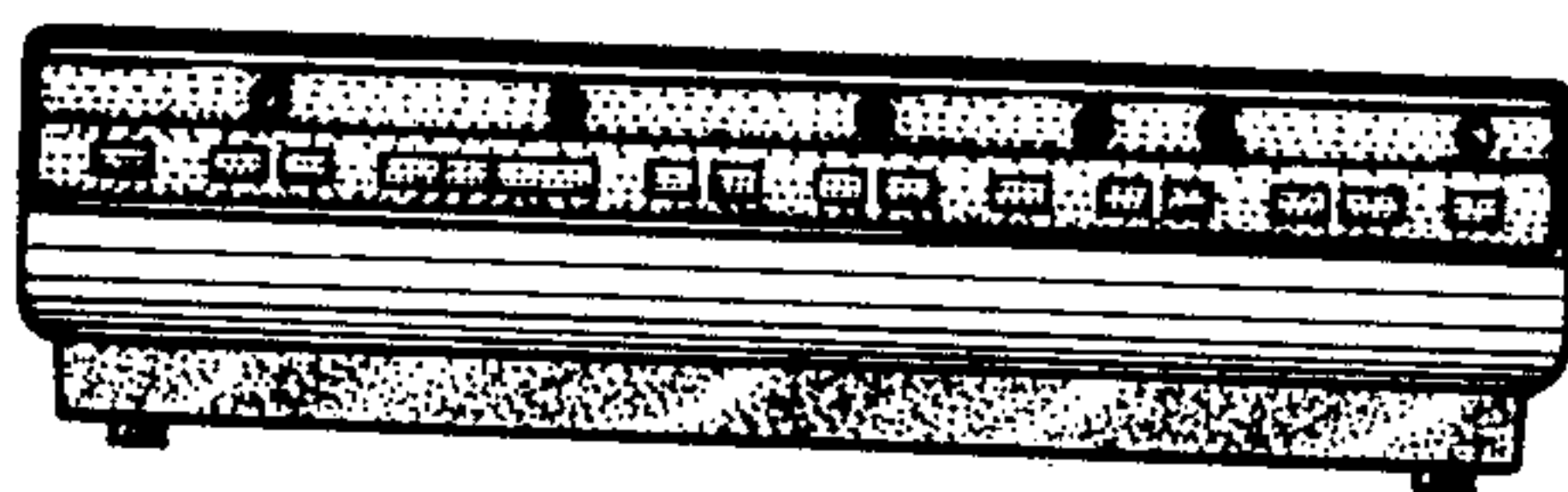


Fig. 6

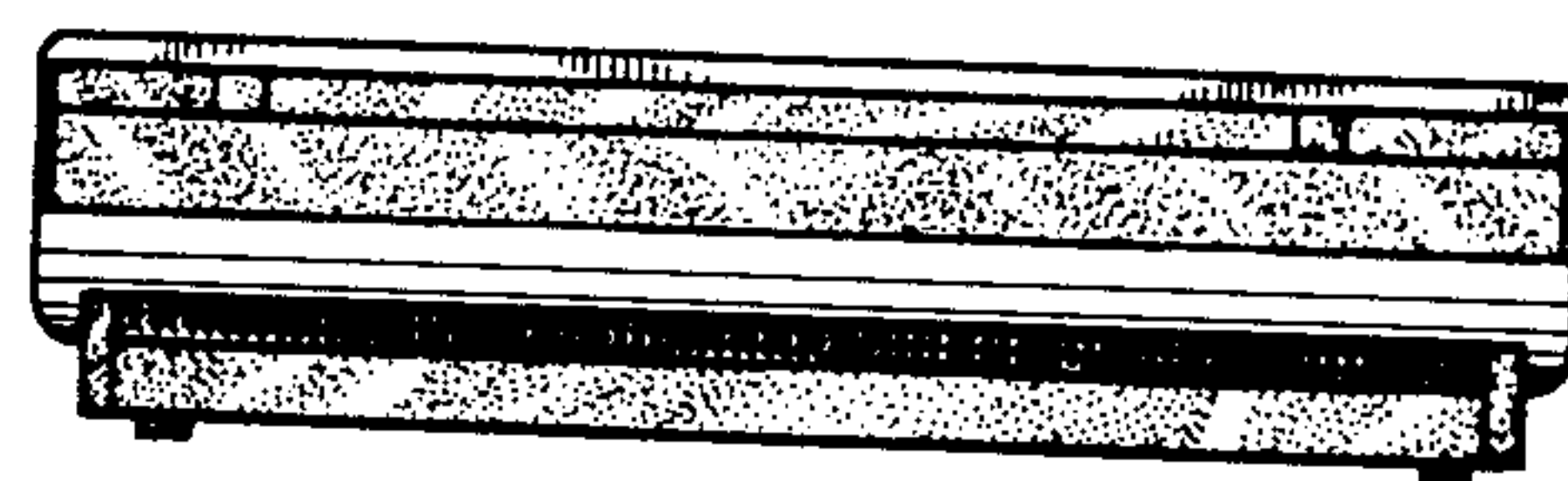


Fig. 7