

[54] **DOUBLE ACTING DOOR LIFT AND CLOSING DEVICE**

[75] Inventor: **Glenn V. Searer, Elkhart, Ind.**

[73] Assignee: **Elkhart Rivet & Register Co., Inc., Elkhart, Ind.**

[\*\*] Term: **14 Years**

[21] Appl. No.: **631,709**

[22] Filed: **Nov. 13, 1975**

[51] Int. Cl. .... **D8—09**

[52] U.S. Cl. .... **D8/330**

[58] Field of Search ..... D8/203, 206; 292/114, 292/338, 339, 262

[56] **References Cited**

**U.S. PATENT DOCUMENTS**

3,038,569	6/1962	Knox	292/262
3,287,050	11/1966	Ferrante	292/262 X
3,480,249	11/1969	Waner	292/338 X
3,608,940	9/1971	Mueller	292/338 X
3,917,331	11/1975	Duran	292/338

**FOREIGN PATENT DOCUMENTS**

384,188 10/1923 Germany ..... 292/339

*Primary Examiner*—William N. Wertman  
*Attorney, Agent, or Firm*—Marmaduke A. Hobbs

[57] **CLAIM**

The ornamental design for a double acting door lift and closing device, substantially as shown.

**DESCRIPTION**

FIG. 1 is a perspective view of a double acting door lift and closing device embodying the present design; FIG. 2 is a plan view of the device, showing the same side as that shown in FIG. 1; FIG. 3 is an elevational view of the side opposite that shown in FIG. 1; FIG. 4 is a plan view of the side opposite that shown in FIGS. 1 and 2; FIG. 5 is an elevational view of the end opposite that seen in FIG. 1; FIG. 6 is an elevational view of the same end as that shown in FIG. 1; and FIG. 7 is a cross sectional view taken on line 7—7 of FIG. 3.




Fig. 1




Fig. 2




Fig. 3




Fig. 4




Fig. 5



Fig. 7




Fig. 6

