

[54] WALL PLATE

[75] Inventor: Joam Klatil Creamer, Warwick, R.I.

[73] Assignee: General Electric Company

[**] Term: 14 Years

[21] Appl. No.: 524,914

[22] Filed: Nov. 18, 1974

[51] Int. Cl. D8-09

[52] U.S. Cl. D8/351

[58] Field of Search D8/179-186; 174/66

DESCRIPTION

FIG. 1 is a perspective view of a wall plate embodying my new design.

FIG. 2 is a front elevational view thereof.

FIG. 3 is a rear elevational view thereof.

FIG. 4 is a side elevational view from the left side thereof.

FIG. 5 is a side elevational view of the opposite side thereof.

FIG. 6 is a top plan view thereof.

FIG. 7 is a bottom plan view thereof.

FIG. 8 is a vertical sectional view taken along the line 8-8 of FIG. 2.

FIG. 9 is a horizontal sectional view taken along line 9-9 of FIG. 2.

FIG. 10 is a horizontal sectional view showing a detail of a raised surface rib characteristic of lines defining the clown of the wall plate.

[56]

References Cited

U.S. PATENT DOCUMENTS

- D. 110,867 8/1938 Kidd D8/183
- D. 166,881 5/1952 Russell D8/183


Primary Examiner—William N. Wertman
Attorney, Agent, or Firm—Paul E. Rochford

[57]

CLAIM

The ornamental design for a wall plate, as shown and described.

© General Electric Company 1976. The drawings of this patent document contain material to which a claim of copyright is made. The copyright owner, assignee herein, has no objection to the duplication of the patent drawing, but reserves all other copyright rights whatsoever. A certified copy of the certificate of copyright registration as registered by the U.S. Copyright Office is in the file of the application of this patent.






FIG. 1

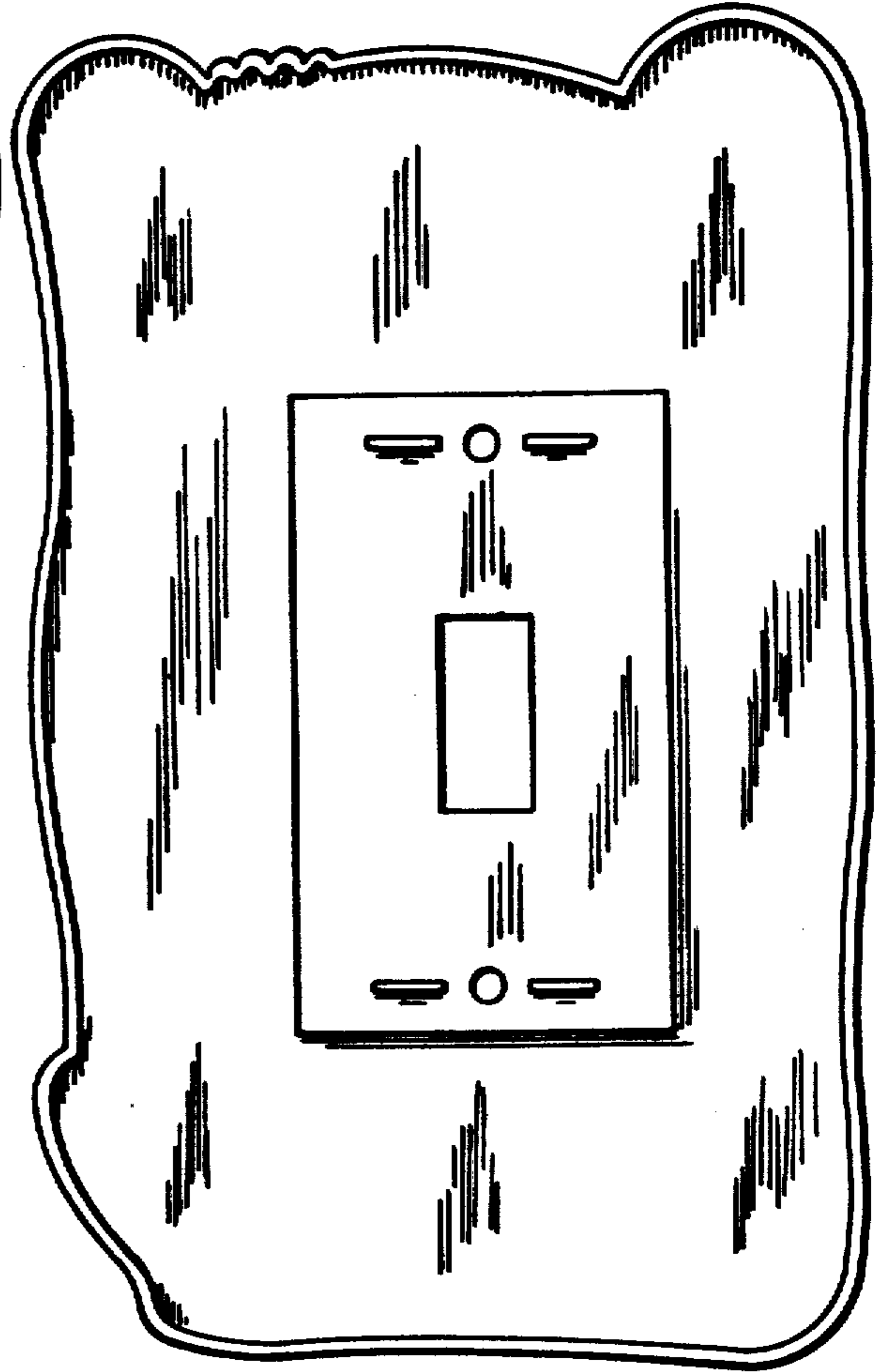


FIG. 3



FIG. 6




FIG. 7



FIG. 9

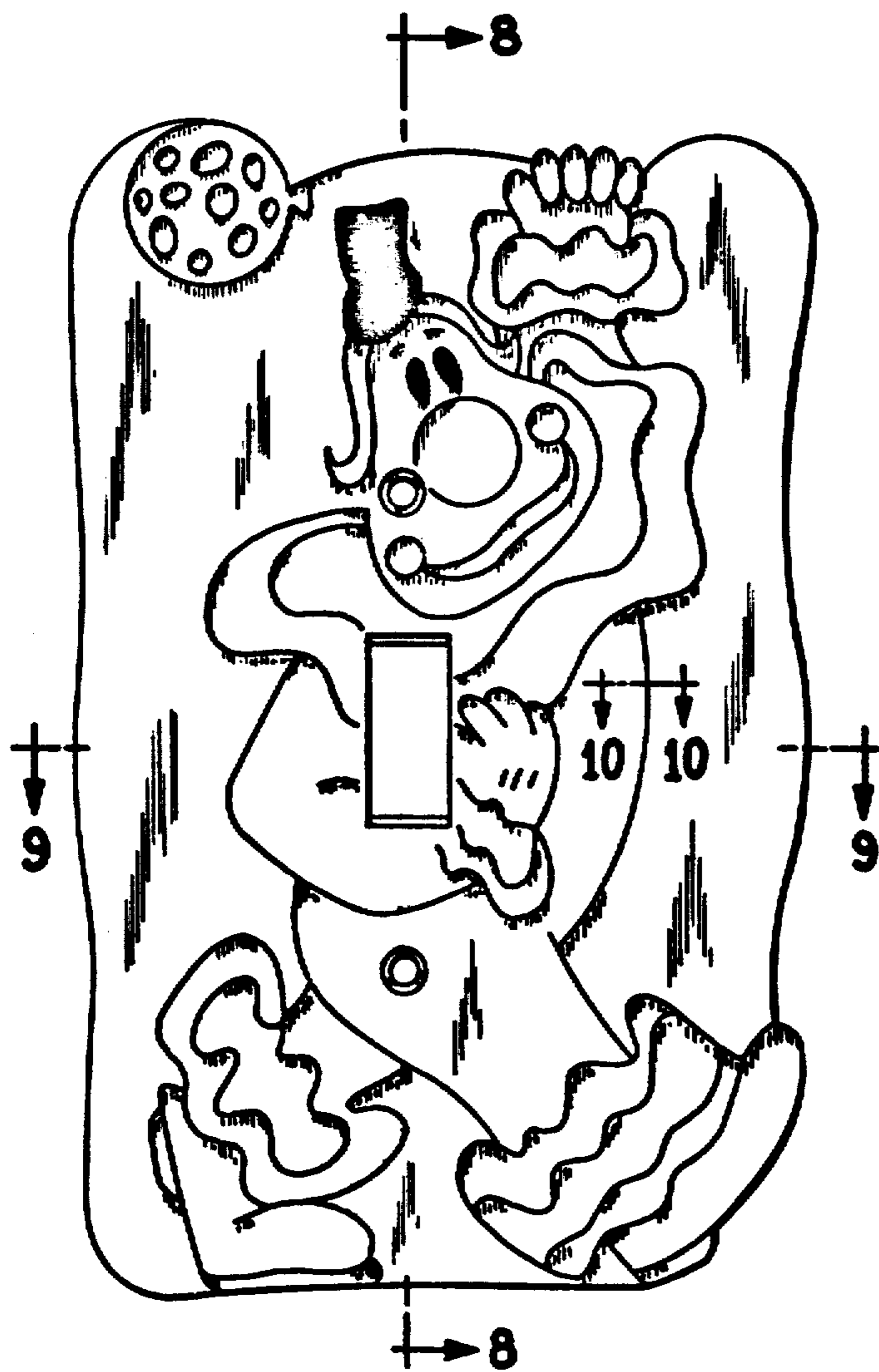


FIG. 2



FIG. 4



FIG. 5



FIG. 6

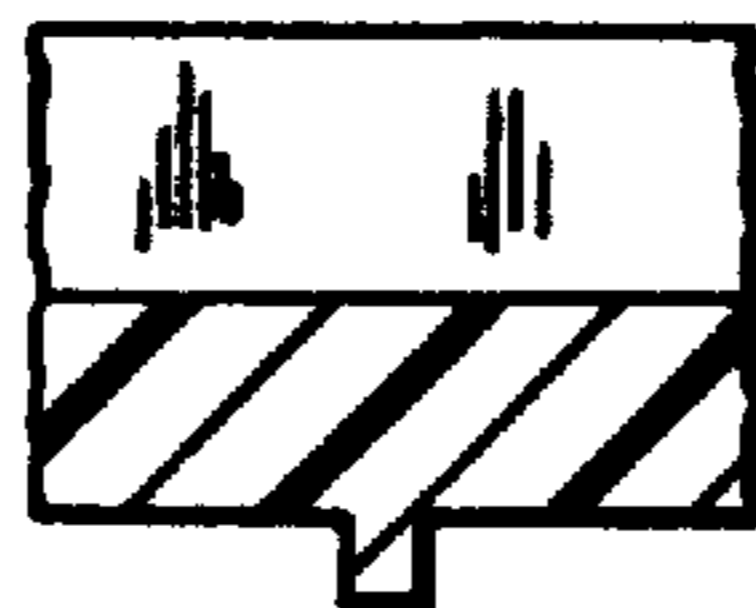


FIG. 10