

[54] WALL PLATE

[75] Inventor: Joan Klatil Creamer, Warwick, R.I.

[73] Assignee: General Electric Company

[\*\*] Term: 14 Years

[21] Appl. No.: 536,282

[22] Filed: Dec. 23, 1974

[51] Int. Cl. .... D8-09

[52] U.S. Cl. .... D8/351

[58] Field of Search ..... D8/181, 183, 179-186;  
174/66

[56] References Cited

U.S. PATENT DOCUMENTS

D. 141,392 5/1945 Gits et al. .... D8/182

OTHER PUBLICATIONS

Orvis Catalog, Christmas 1968, Decoupage Switch-plate, top of page, bottom row, 3rd from left.

Primary Examiner—William N. Wertman

Attorney, Agent, or Firm—Paul E. Rochford

[57] CLAIM

The ornamental design for a wall plate, as shown and described.

DESCRIPTION

FIG. 1 is a front elevational view of a wall plate embodying my new design;

FIG. 2 is a back elevational view thereof;

FIG. 3 is an end elevational view thereof;

FIG. 4 is a sectional end view thereof taken along a line 4-4 of FIG. 1;

FIG. 5 is a side elevational view thereof;


FIG. 6 is a sectional view thereof taken along a line 6-6 of FIG. 1;

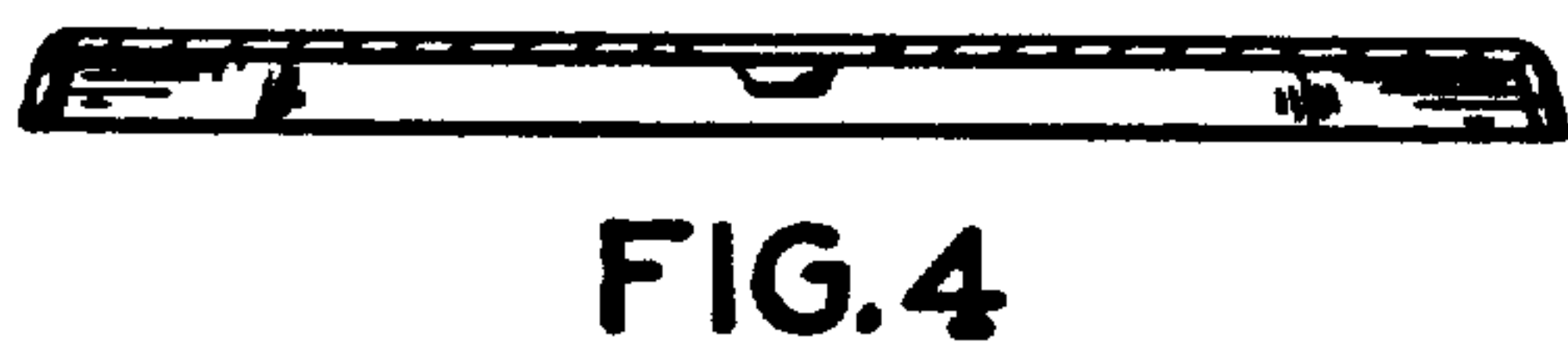
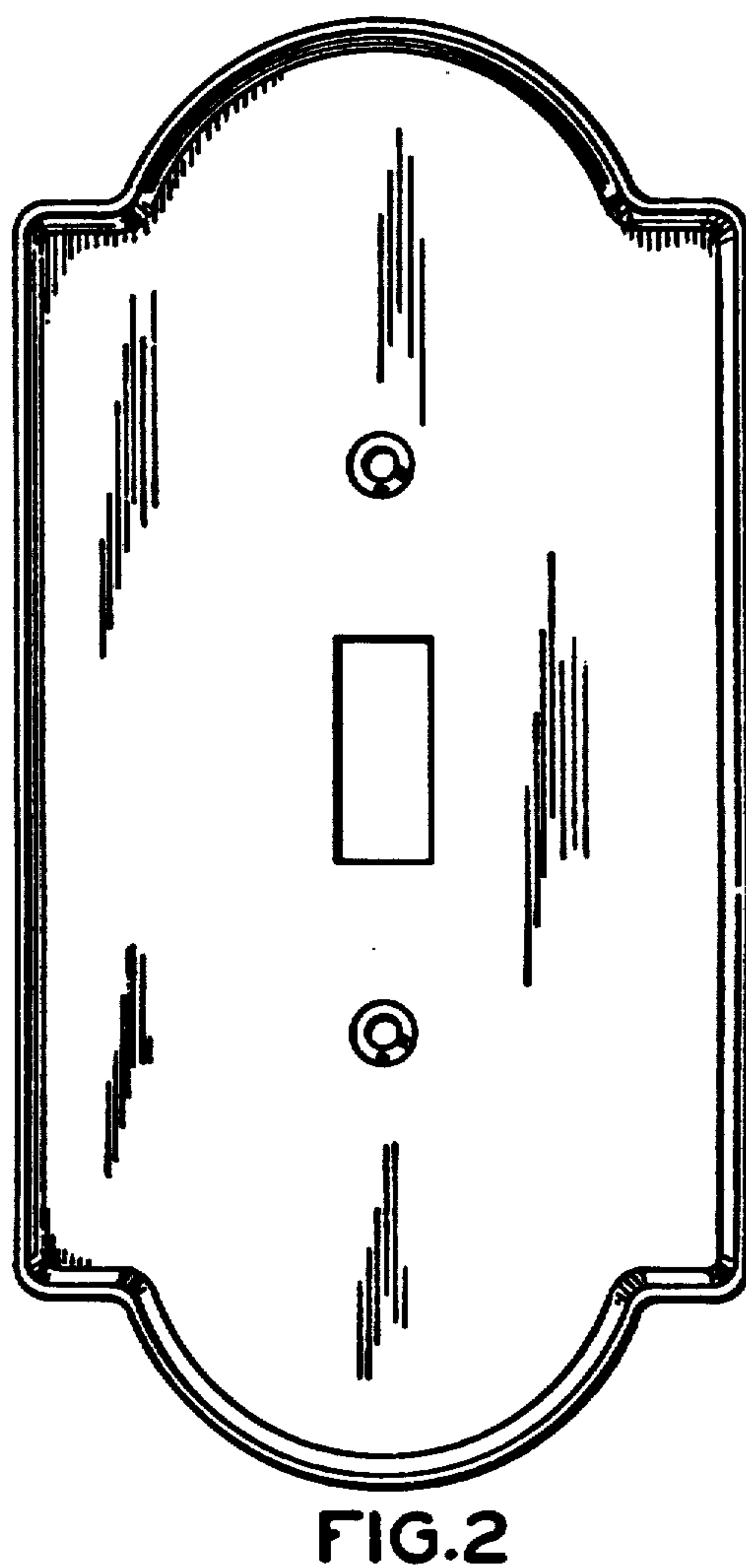

FIG. 7 is a front elevational view of another form of the wall plate of this invention, including a switch and receptacle configuration;

FIG. 8 is a front elevational view of another form of the wall plate of this invention and particularly one for a duplex receptacle;

FIG. 9 is a front elevational view of still another form of the wall plate of this invention and illustrating a double gang switch plate.

© General Electric Company 1976. The drawings of this patent document contain material to which a claim of copyright is made. The copyright owner, assignee herein, has no objection to the duplication of the patent drawing, but reserves all other copyright rights whatsoever. A certified copy of the certificate of copyright registration as registered by the U.S. Copyright Office is in the file of the application of this patent.









FIG. 7

FIG. 8








FIG. 9