

- [54] WALL PLATE-BUTCHER BLOCK
- [75] Inventor: Monte L. Levin, New York, N.Y.
- [73] Assignee: General Electric Company
- [**] Term: 14 Years
- [21] Appl. No.: 624,034
- [22] Filed: Oct. 20, 1975
- [51] Int. Cl. D8-09
- [52] U.S. Cl. D8/351
- [58] Field of Search D8/179-186;
174/66

[56] **References Cited**
U.S. PATENT DOCUMENTS
 D. 178,034 6/1956 Blau D8/181
Primary Examiner—William N. Wertman
Attorney, Agent, or Firm—Paul E. Rochford

[57] **CLAIM**
 The ornamental design for a wall plate butcher block, as shown and described.

DESCRIPTION

FIG. 1 is a photographic perspective view of a wall plate for a switch illustrating my new design.

FIG. 2 is a photographic front elevational view of the wall plate of FIG. 1.
 FIG. 3 is a photographic front elevational view of a wall plate for a duplex receptacle illustrating my new design.
 FIG. 4 is a photographic front elevational view of a wall plate for two side-by-side switches illustrating my new design.
 FIG. 5 is a rear elevational view of the wall plate of FIG. 1.
 FIG. 6 is a side elevational view of the wall plate as in FIG. 1.
 FIG. 7 is an end plan view of the wall plate of FIG. 1.
 FIG. 8 is a vertical sectional view of the wall plate of FIG. 2 taken along the line 7—7 of FIG. 2.
 FIG. 9 is a horizontal sectional view of the wall plate of FIG. 2 taken along the line 6—6 of FIG. 2.
 FIG. 10 is a front elevational view of a wall plate for a side-by-side switch and receptacle illustrating my new design, the surface decoration being shown only in patches.

© General Electric Company 1976. The drawings of this patent document contain material to which a claim of copyright is made. The copyright owner, assignee herein, has no objection to the duplication of the patent drawing, but reserves all other copyright rights whatsoever. A certified copy of the certificate of copyright registration as registered by the U.S. Copyright Office is in the file of the application of this patent.






FIG. 1

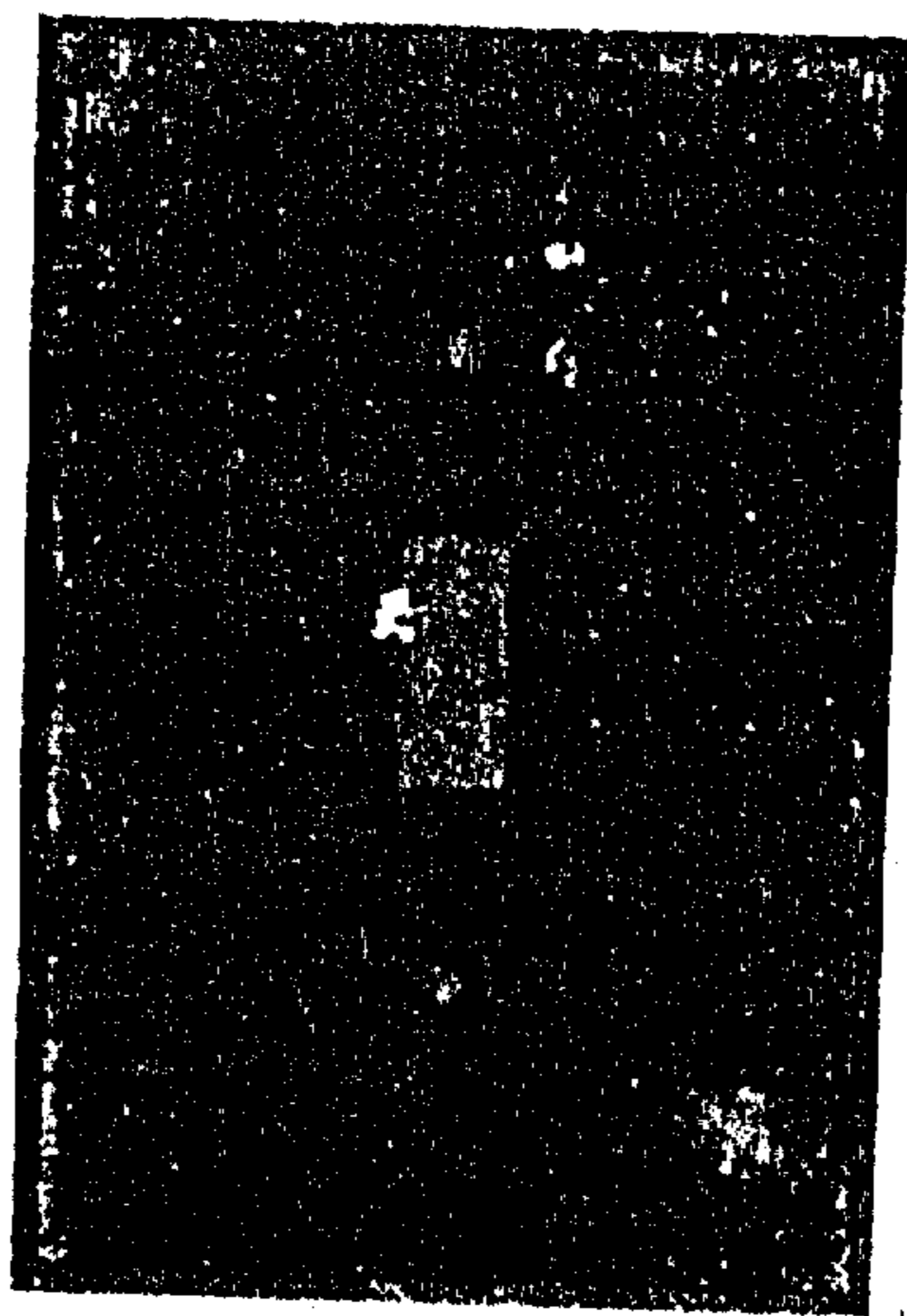


FIG. 2




FIG. 3




FIG. 4

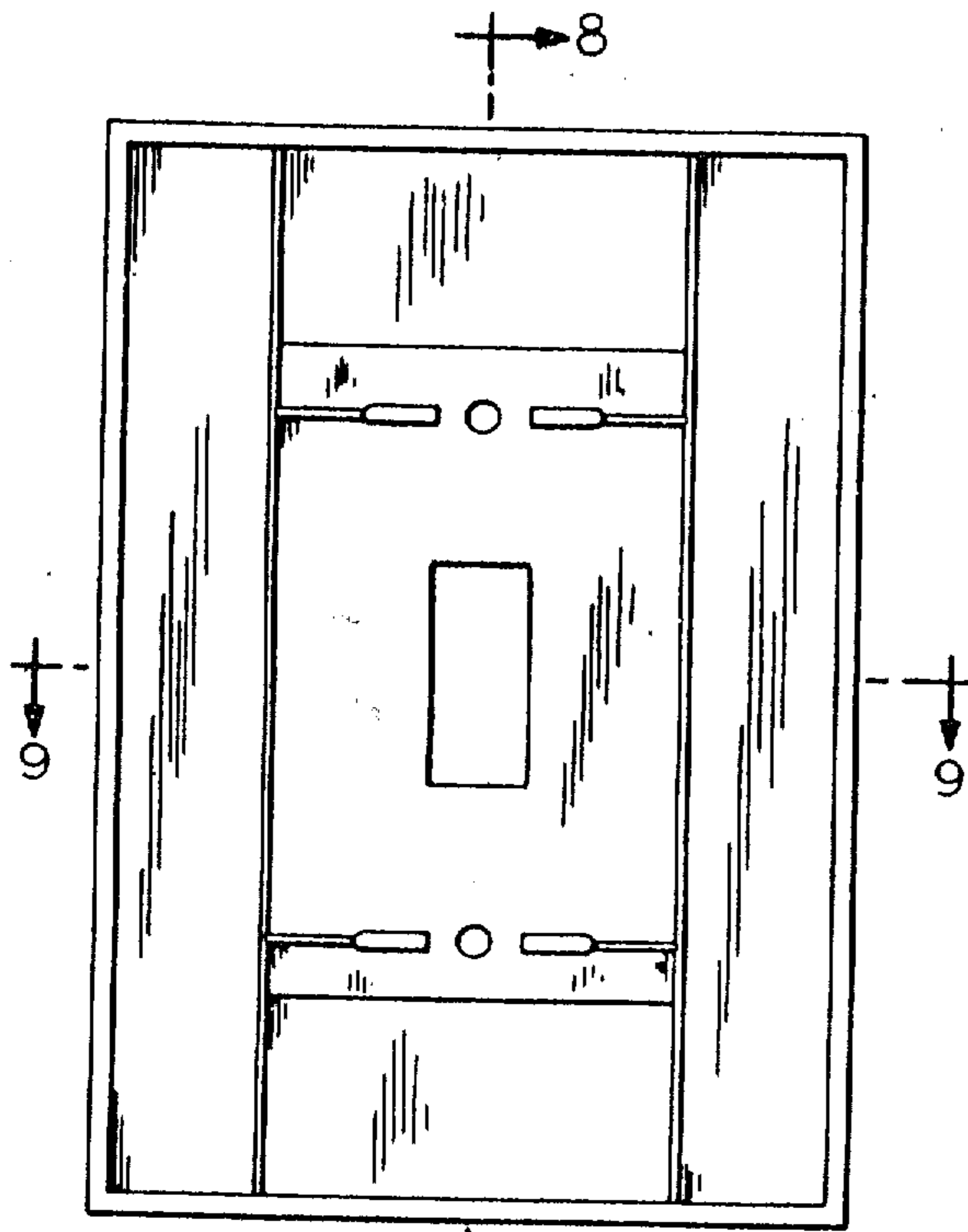


FIG. 5



FIG. 6



FIG. 8




FIG. 7




FIG. 9

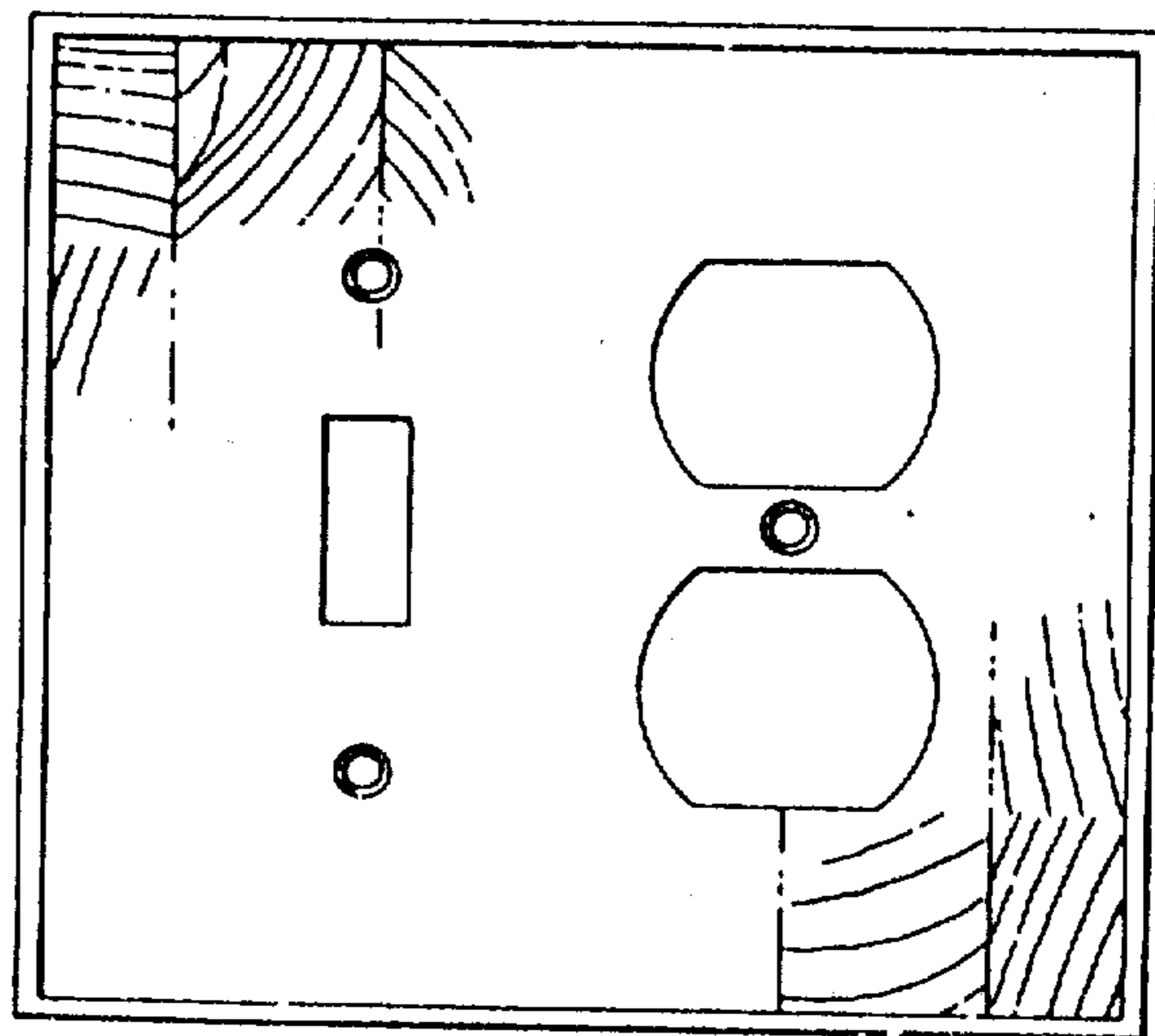


FIG. 10