

United States Patent [19]
Grieb

[11] **Des. 243,823**
[45]** **Mar. 29, 1977**

[54] **WALL PLATE**

[75] **Inventor:** Joan Grieb, Westfield, N.J.

[73] **Assignee:** General Electric Company

[**] **Term:** 14 Years

[21] **Appl. No.:** 624,073

[22] **Filed:** Oct. 20, 1975

[51] **Int. Cl.** D8-09

[52] **U.S. Cl.** D8/351

[58] **Field of Search** D8/179-186;
174/66

[56] **References Cited**

OTHER PUBLICATIONS

Florenta Supplement to Florenta, 1966 Cat., p. 3, top center Spanish Beauty D657 Switchplate.

Primary Examiner—William N. Wertman
Attorney, Agent, or Firm—Paul E. Rochford

[57] **CLAIM**

The ornamental design for a wall plate, as shown and described.

DESCRIPTION

FIG. 1 is a perspective photographic view of a wall plate for a switch illustrating my new design.

FIG. 2 is a front elevational photographic view of the wall plate of FIG. 1.

FIG. 3 is a photographic front elevational view of a wall plate for a receptacle illustrating my new design.

FIG. 4 is a photographic front elevational view of a wall plate for a double gang switch illustrating my new design.

FIG. 5 is a rear elevational view of the wall plate of FIG. 1.


FIG. 6 is a side elevational view of the wall plate as in FIG. 1.

FIG. 7 is an end plan view of the wall plate of FIG. 1.

FIG. 8 is a vertical sectional view of the wall plate of FIG. 5 taken along the line 8-8 of FIG. 5.

FIG. 9 is a horizontal sectional view of the wall plate of FIG. 5 taken along the line 9-9 of FIG. 5.

© General Electric Company 1976. The drawings of this patent document contain material to which a claim of copyright is made. The copyright owner, assignee herein, has no objection to the duplication of the patent drawing, but reserves all other copyright rights whatsoever. A certified copy of the certificate of copyright registration as registered by the U.S. Copyright Office is in the file of the application of this patent.






FIG. 1




FIG. 2




FIG. 3




FIG. 4

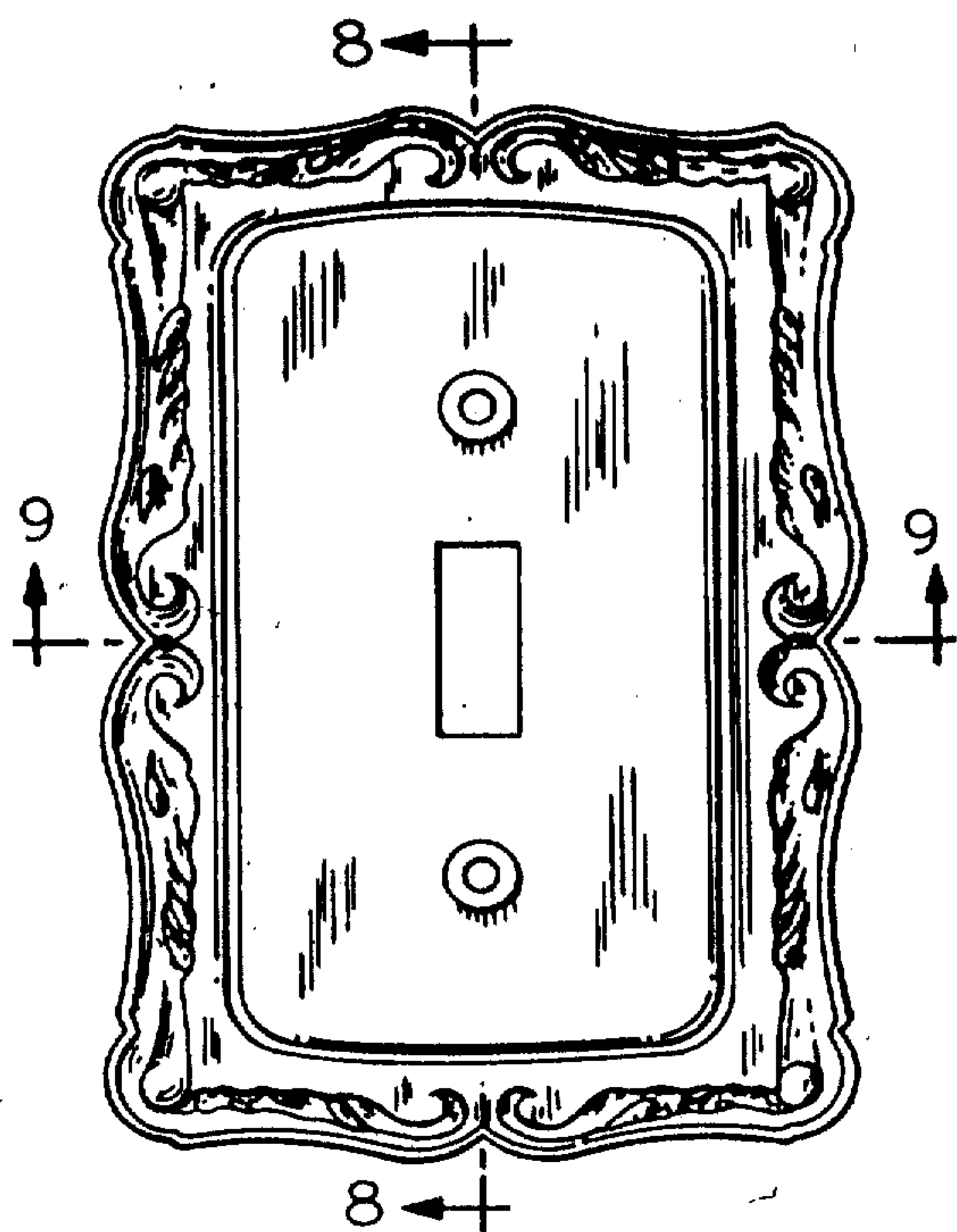


FIG. 5



FIG. 6



FIG. 8



FIG. 7



FIG. 9