

[54] WALL PLATE

[75] Inventor: Joan Grieb, Westfield, N.J.

[73] Assignee: General Electric Company

[\*\*] Term: 14 Years

[21] Appl. No.: 613,826

[22] Filed: Sept. 16, 1975

[51] Int. Cl. .... D8-09

[52] U.S. Cl. .... D8/351

[58] Field of Search ..... D8/179-186;  
174/66

[56] References Cited

U.S. PATENT DOCUMENTS

2,022,364 11/1935 Walsh et al. .... D8/179 UX  
D. 182,284 3/1958 Hrach ..... D6/192

OTHER PUBLICATIONS

American Handicrafts Cat. 59, Winter 1972, p. 30,  
bottom right corner, item G, French Plaque.

Primary Examiner—William N. Wertman  
Attorney, Agent, or Firm—Paul E. Rochford

[57] CLAIM

The ornamental design for a wall plate, as shown and  
described.

DESCRIPTION

FIG. 1 is a perspective view of a wall plate for a switch  
illustrating my new design.

FIG. 2 is a front elevational view of the wall plate of  
FIG. 1.

FIG. 3 is a rear elevational view of the wall plate of  
FIG. 1.

FIG. 4 is an end plan view of the wall plate of FIG. 1.

FIG. 5 is a horizontal sectional view of the wall plate of  
FIG. 2 taken along the line 5-5 of FIG. 2.

FIG. 6 is a vertical sectional view of the wall plate of  
FIG. 2 taken along the line 6-6 of FIG. 2.

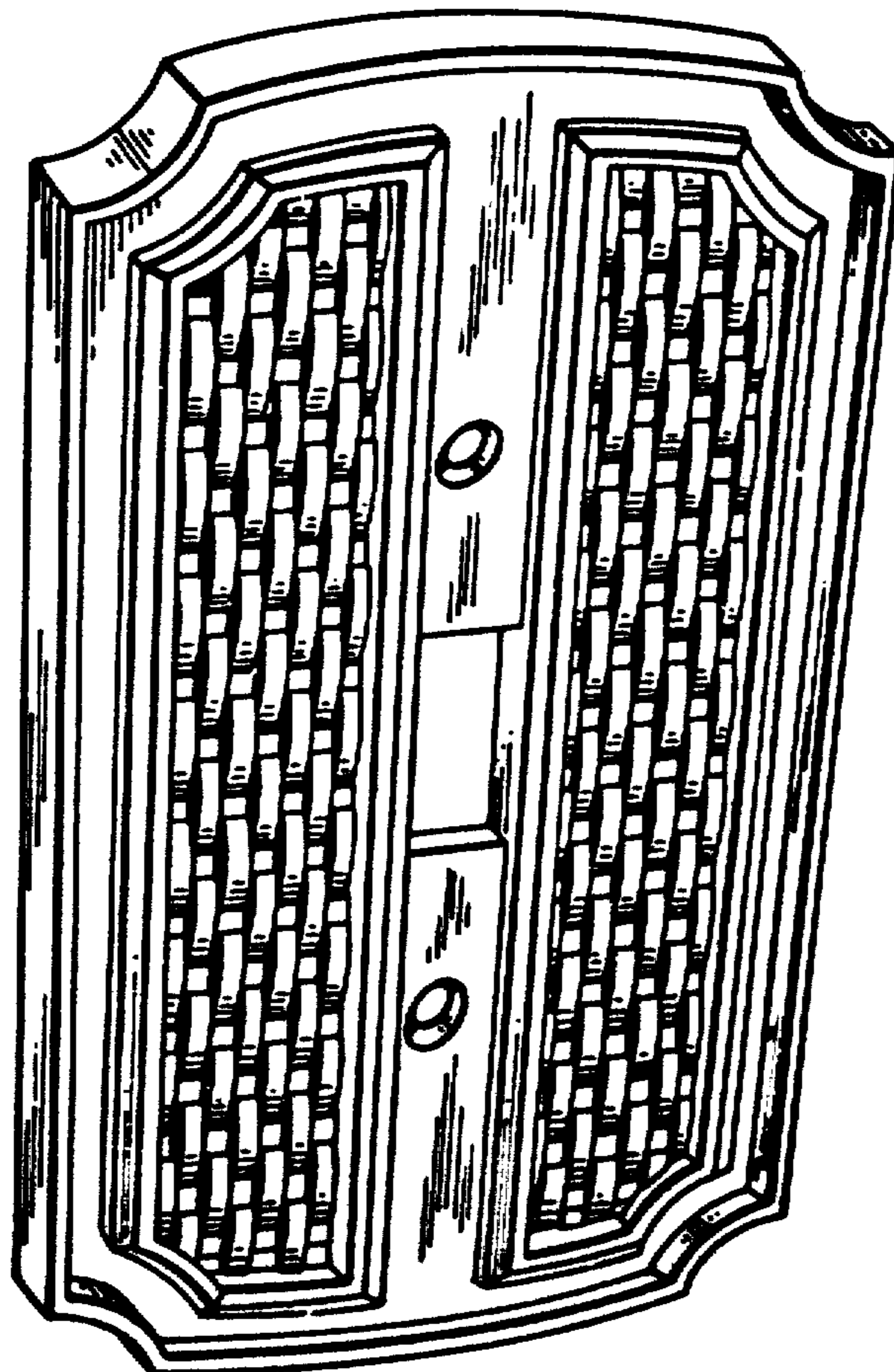
FIG. 7 is a side elevational view of the wall plate as in  
FIG. 1.

FIG. 8 is a vertical section view of the wall plate of FIG.  
3 taken along the line 8-8 of FIG. 3.

FIG. 9 is a vertical elevational view of a wall plate for  
a wall receptacle illustrating my new design.

FIG. 10 is a vertical elevational view of a wall plate for  
two side-by-side switches illustrating my new design.

© General Electric Company 1976. The drawings  
of this patent document contain material to which a  
claim of copyright is made. The copyright owner,  
assignee herein, has no objection to the duplication  
of the patent drawing, but reserves all other copy-  
right rights whatsoever. A certified copy of the cer-  
tificate of copyright registration as registered by the  
U.S. Copyright Office is in the file of the applica-  
tion of this patent.






FIG. 1

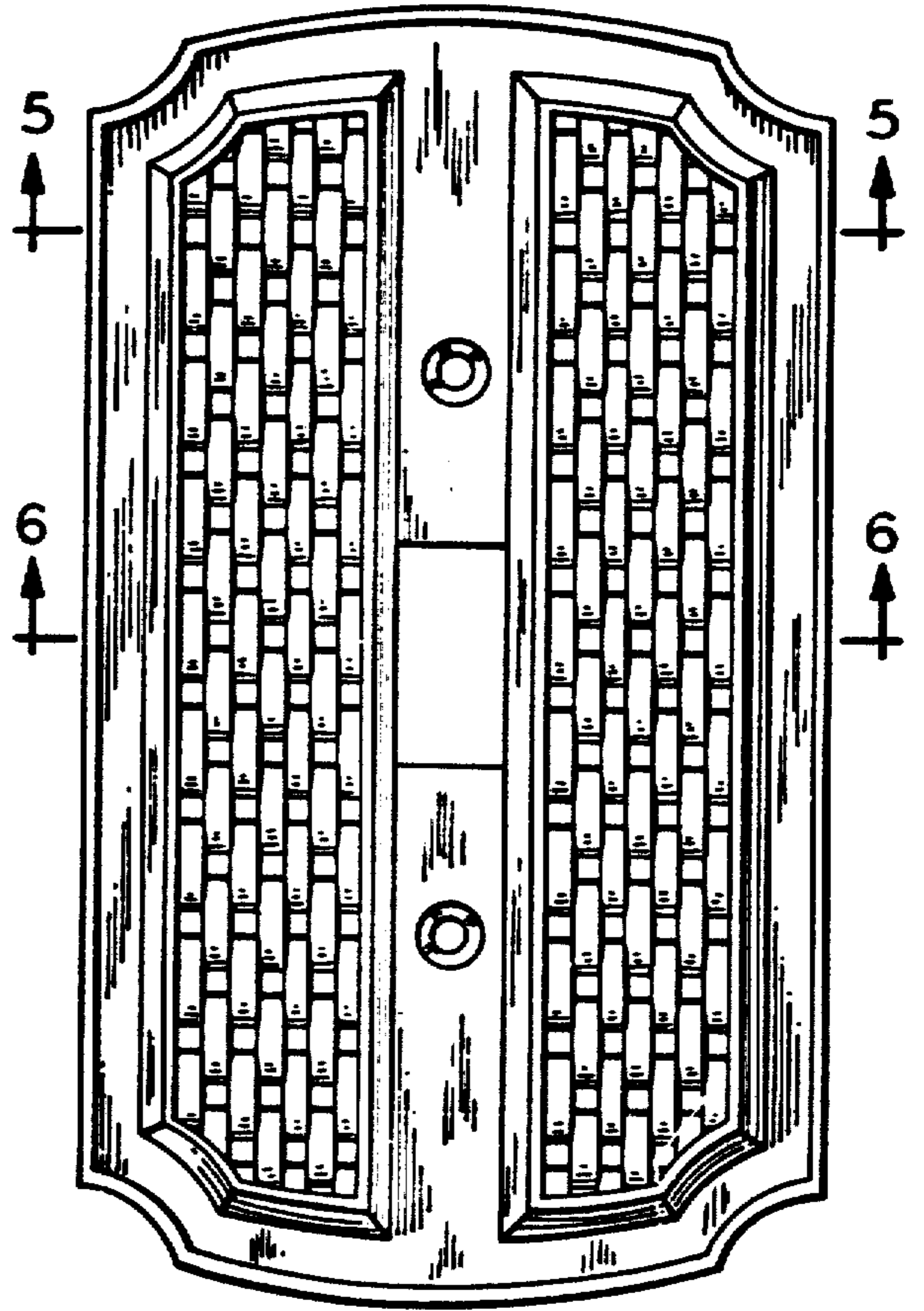


FIG. 2

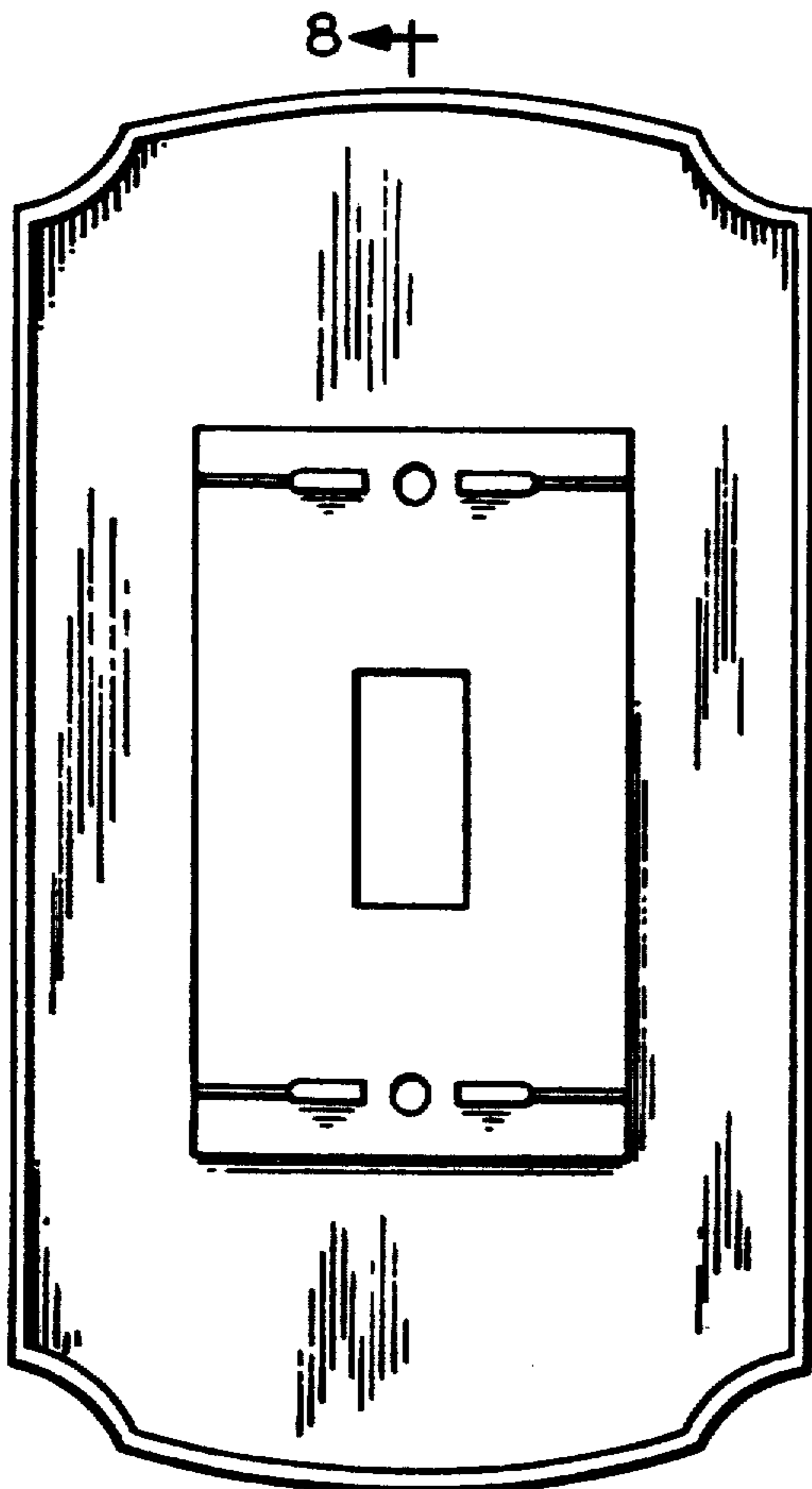


FIG. 3



FIG. 4



FIG. 5



FIG. 6



FIG. 7



FIG. 8

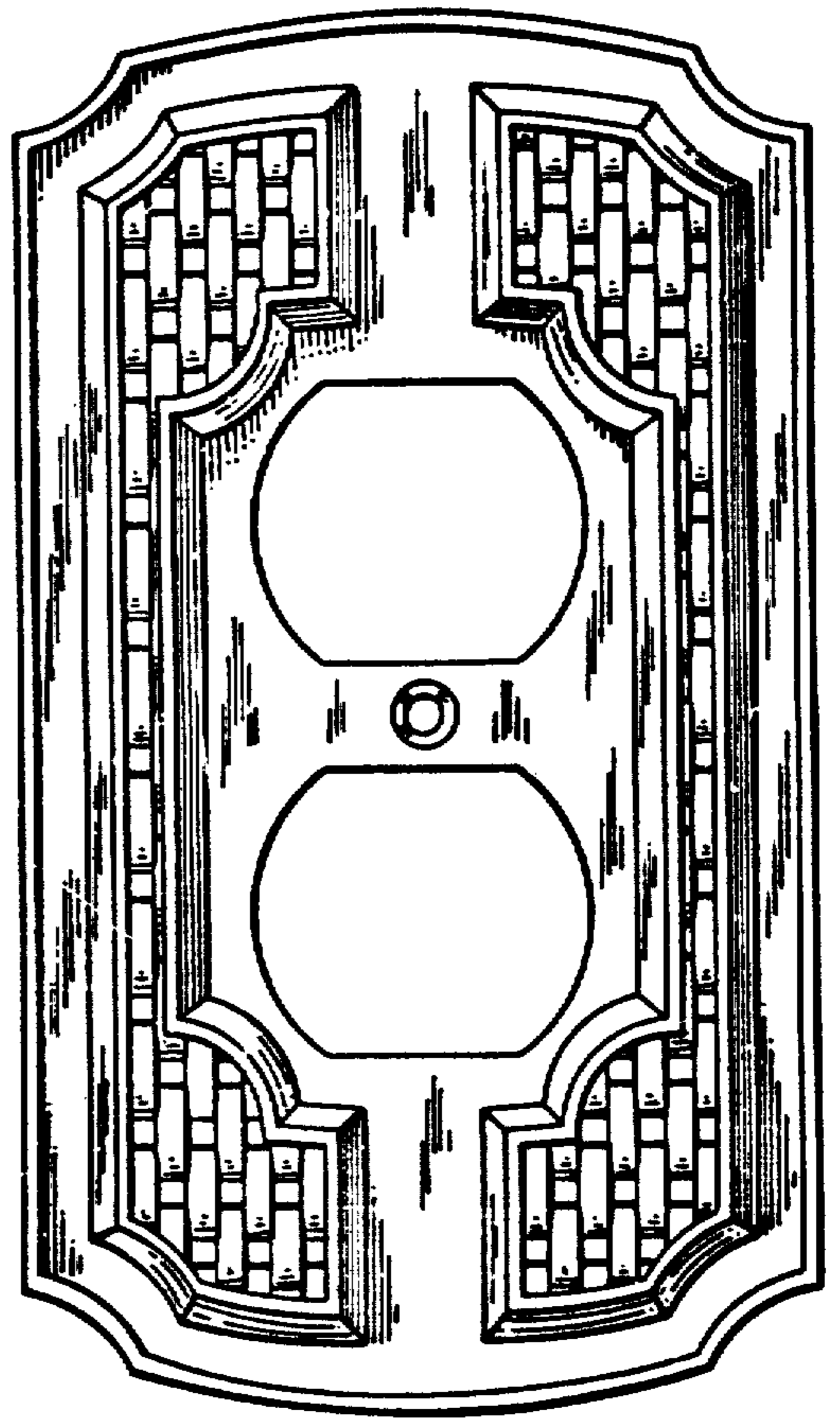


FIG. 9

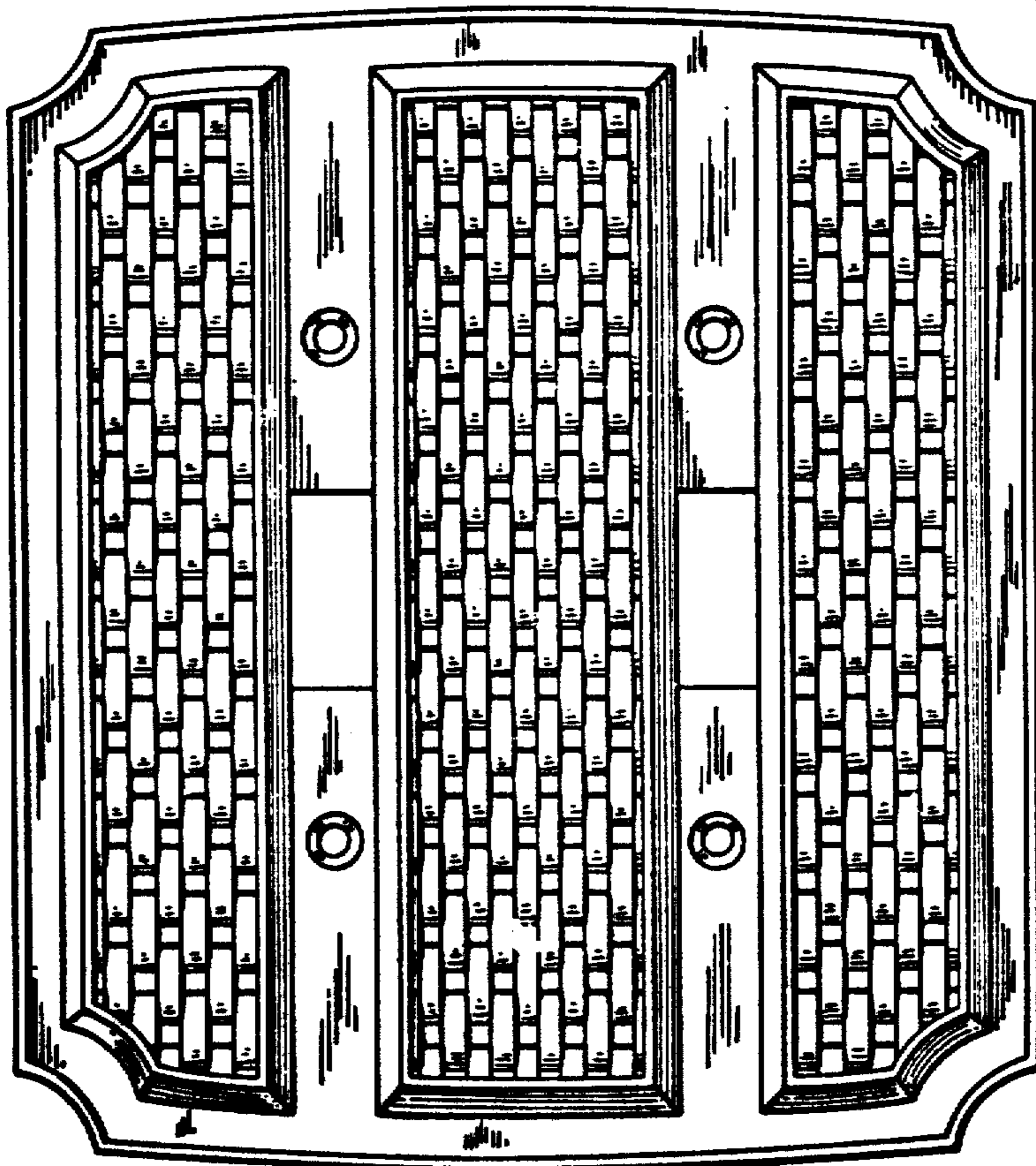


FIG. 10