

[54] **KEYBOARD FOR A CALCULATOR OR A COMBINED CALCULATOR AND WATCH OR SIMILAR ARTICLE**

3,803,834 4/1974 Reese 58/152 R
3,813,533 5/1974 Cone 58/152 R
3,867,619 2/1975 Arauchi 58/152 R

[76] Inventors: **John Price**, 20 Trask Road, Peabody, Mass. 01960; **Richard E. Seeger**, 1 Hill St., Topsfield, Mass. 01983; **William J. Lynn**, 2 Murray Road, Groveland, Mass. 01834

Primary Examiner—Nelson C. Holtje
Attorney, Agent, or Firm—Sewall P. Bronstein

[**] Term: **14 Years**

[57] **CLAIM**

[21] Appl. No.: **555,854**

The ornamental design for a keyboard for a calculator or a combined calculator and watch or similar article, as shown and described.

[22] Filed: **Mar. 6, 1975**

DESCRIPTION

[51] **Int. Cl.** **D10-07**

[52] **U.S. Cl.** **D10/122**

[58] **Field of Search** **D10/30-39, D10/123-125; D64/11 B, 11 C; 58/152 R, 50 R, 50 A**

FIG. 1 is a front elevation of a keyboard for a calculator, or a combined calculator and watch or similar article showing our new design;
FIG. 2 is a top plan view;
FIG. 3 is a bottom plan view;
FIG. 4 is a side plan view;
FIG. 5 is a rear elevation;
FIG. 6 is a sectional view taken along line 6-6 in FIG. 1.

[56] **References Cited**

U.S. PATENT DOCUMENTS

3,738,099 6/1973 Tanaka 58/50 R

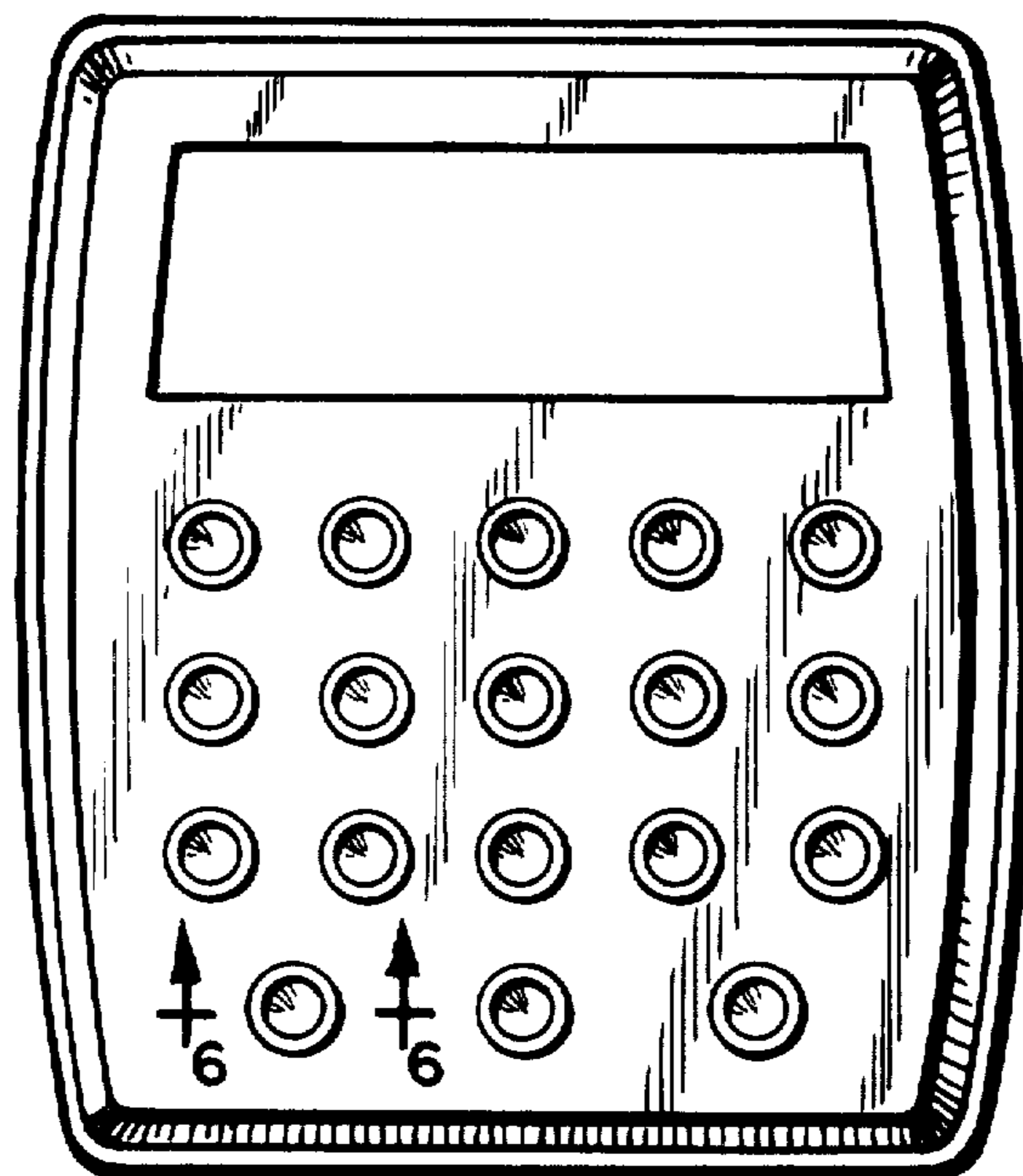




FIG. 2

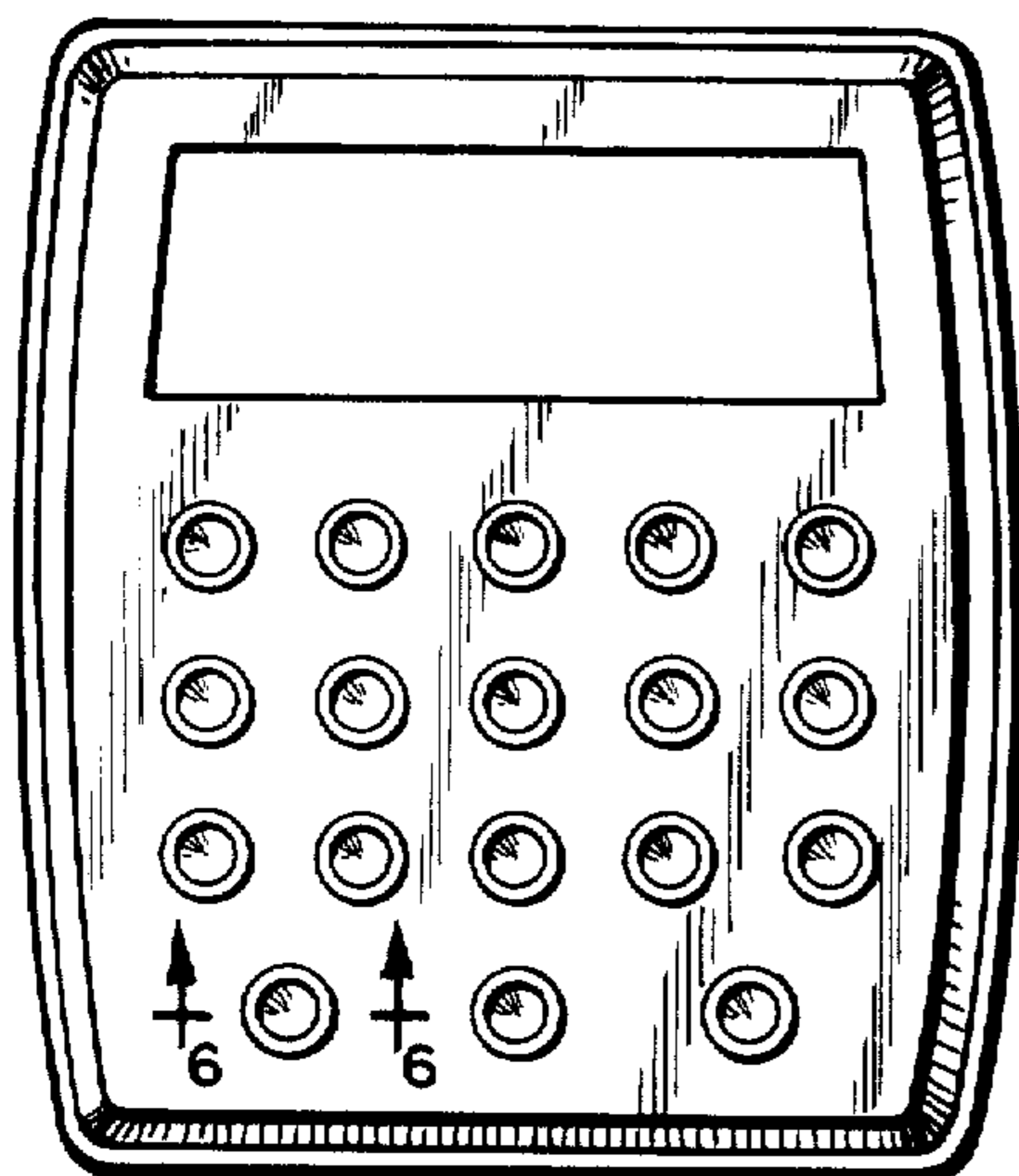


FIG. 1



FIG. 4

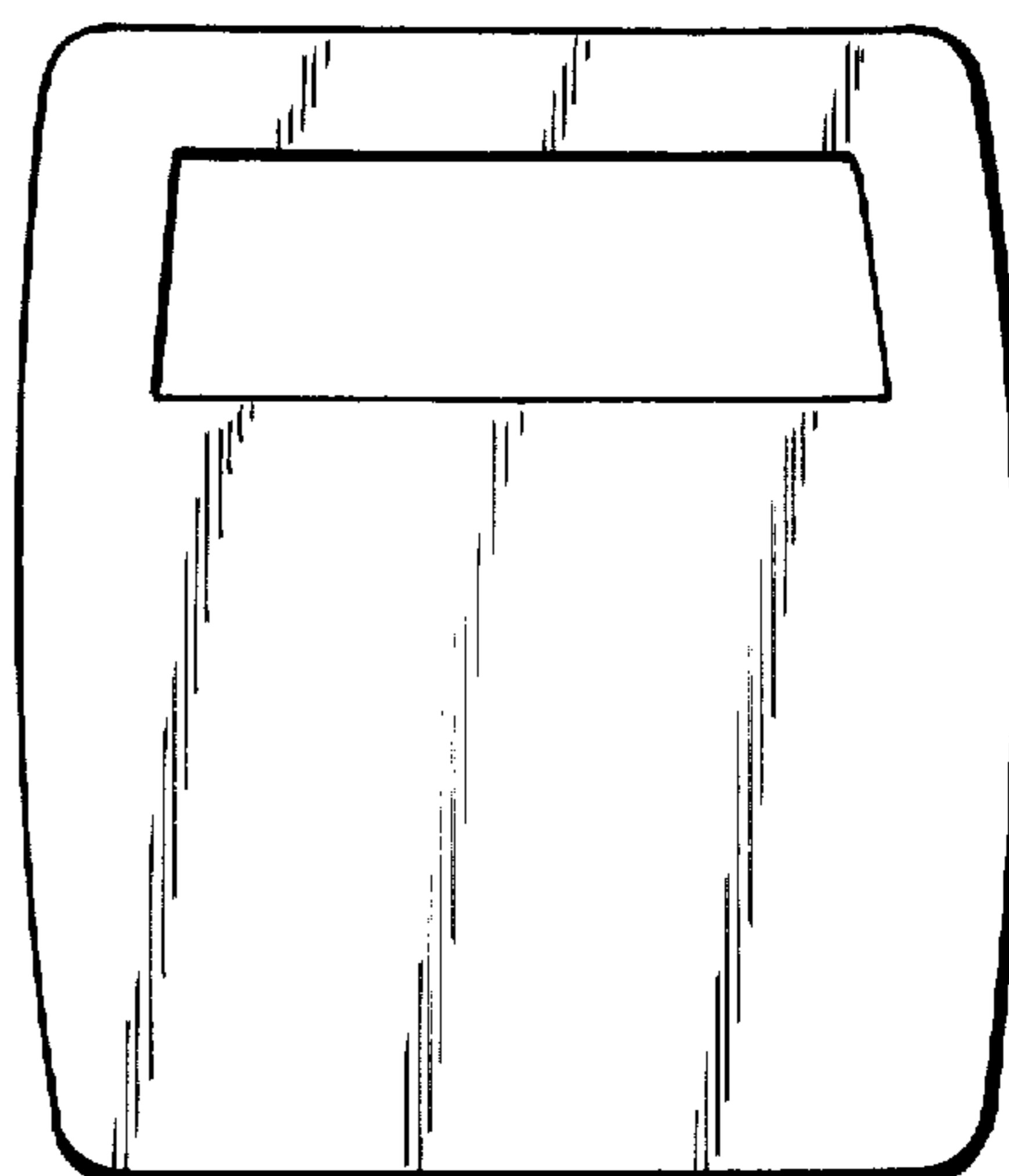


FIG. 5



FIG. 3



FIG. 6