

[54] **STAKE**
 [76] Inventor: **Michael T. Russo**, 1805 Larchwood St., Troy, Mich. 48084
 [**] Term: **14 Years**
 [21] Appl. No.: **627,907**
 [22] Filed: **Nov. 3, 1975**

D. 225,114 11/1972 Russo D28/I C

FOREIGN PATENT DOCUMENTS

18,735 6/1881 Germany 47/44

Primary Examiner—Wallace R. Burke
Assistant Examiner—B. J. Bullock
Attorney, Agent, or Firm—Bernard J. Cantor

Related U.S. Application Data

[63] Continuation of Ser. No. 471,404, May 20, 1974, Pat. No. D240,362.

[51] Int. Cl. **D31/00**
 [52] U.S. Cl. **D25/77**
 [58] Field of Search **D35/3 C, 1; 47/44, 46, 47/47; D88/3 B**

[57] **CLAIM**

The ornamental design for a stake, as shown and described.

DESCRIPTION

FIG. 1 is a front elevational view of a stake showing my new design, the rear view being identical.
 FIG. 2 is a side elevational view thereof, the opposite side being identical.
 FIG. 3 is a cross-sectional view taken on line 3—3 of FIG. 1.
 FIG. 4 is a perspective view thereof.
 FIG. 5 is a bottom plan view thereof.
 FIG. 6 is a cross-sectional view taken on lines 6—6 of FIG. 1.
 FIG. 7 is a top plan view.

[56] **References Cited**

U.S. PATENT DOCUMENTS

406,645	7/1889	Higgins	256/21
1,517,119	11/1924	Luhring	256/DIG. 5
2,349,110	5/1944	Potstada	47/47
3,066,447	12/1962	Reiterer	47/47
D. 218,582	9/1970	Kiester	D88/3 B

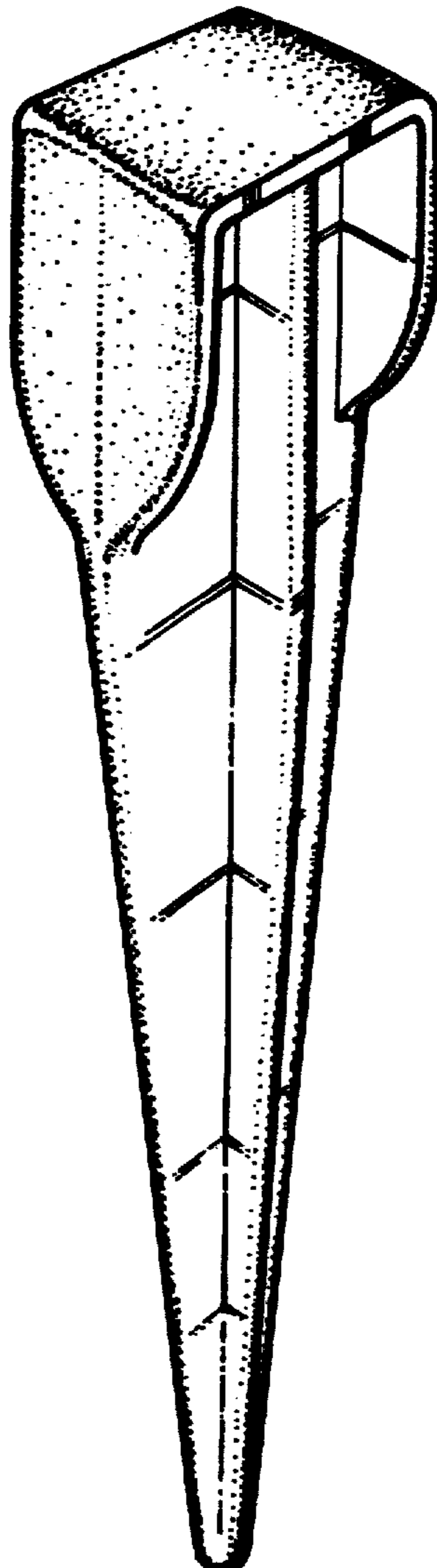


FIG. 7

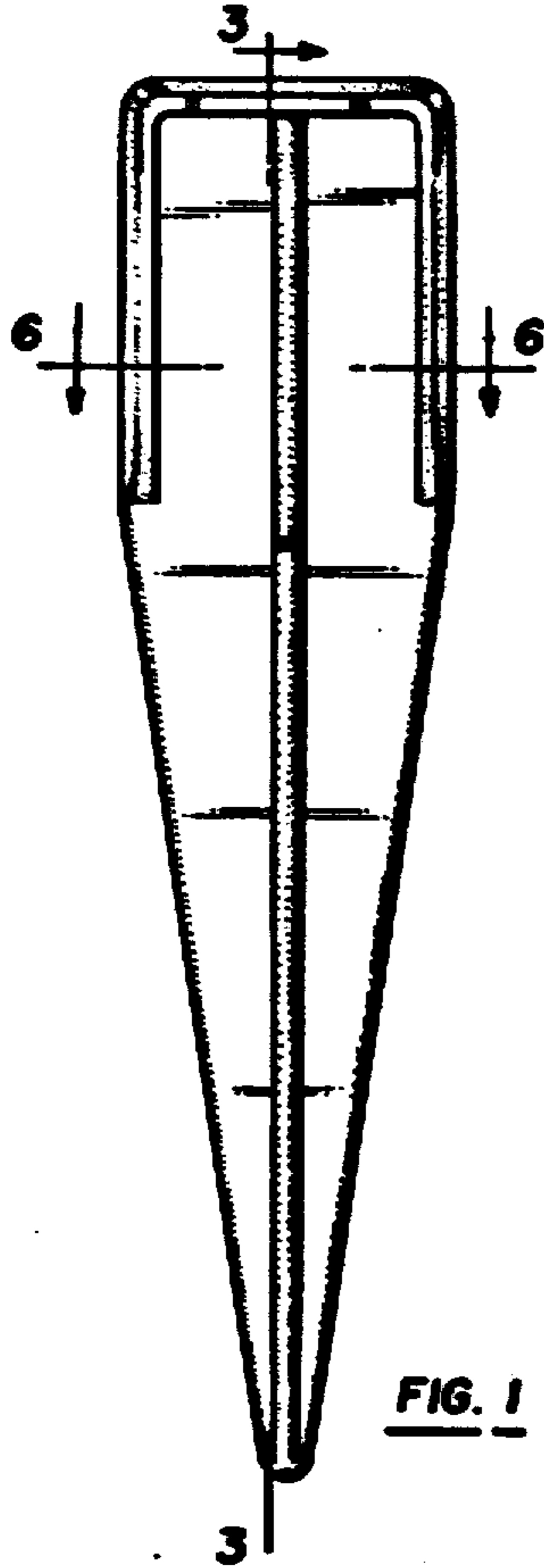
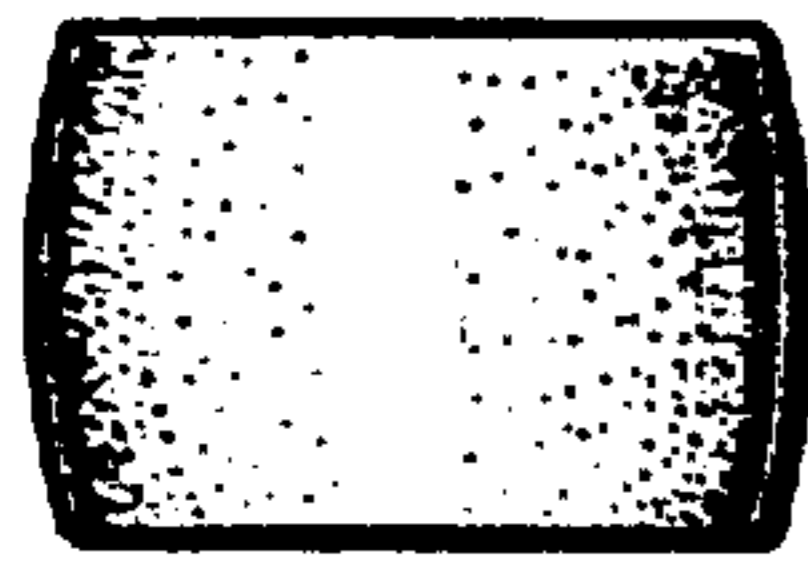


FIG. 1




FIG. 2

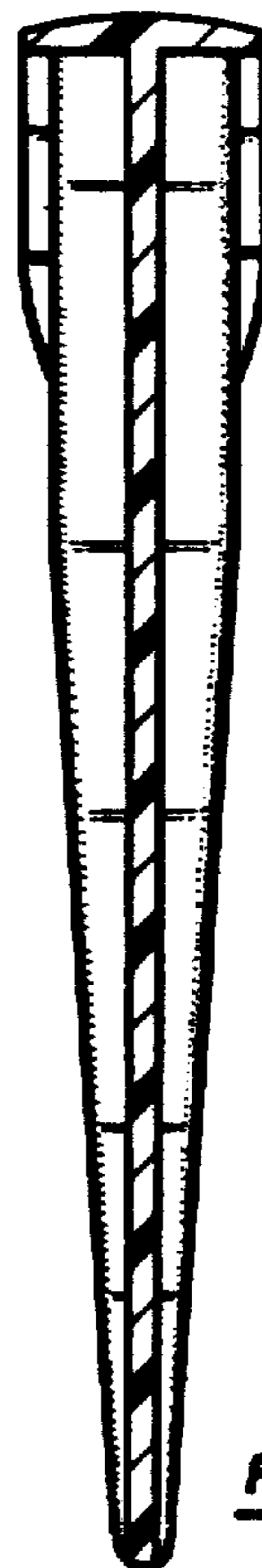


FIG. 3

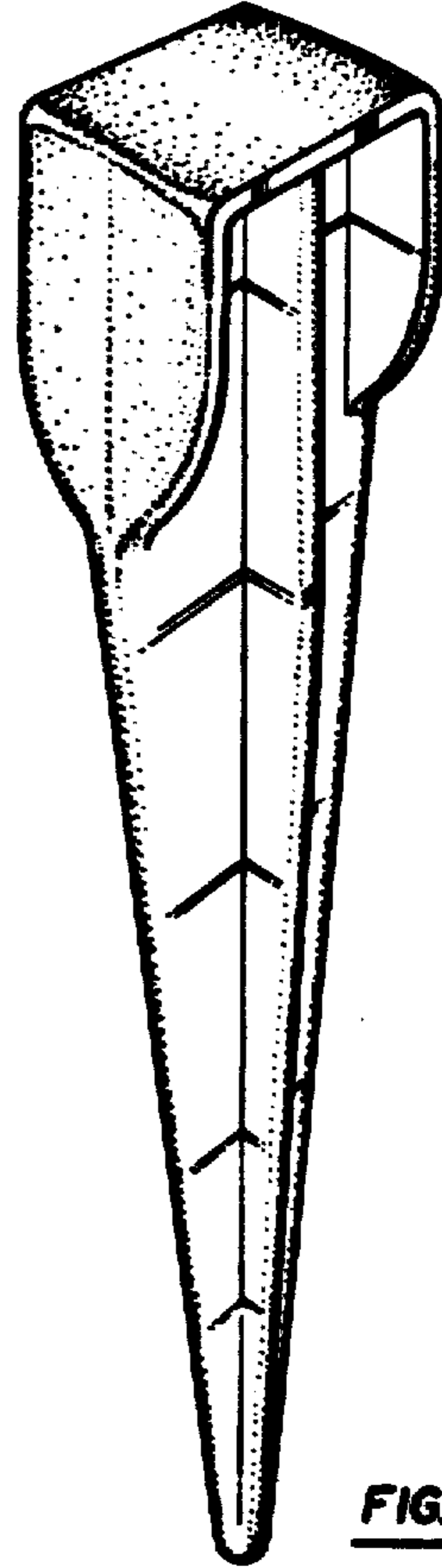


FIG. 4

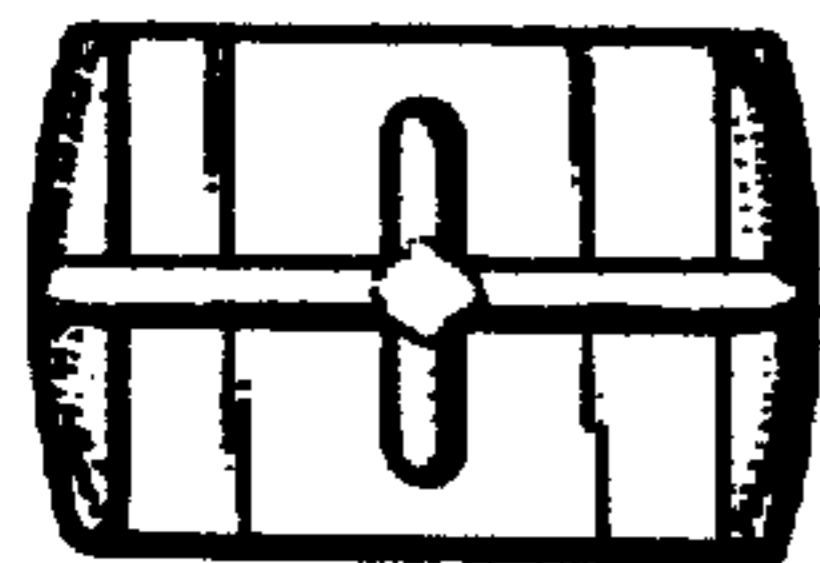


FIG. 5

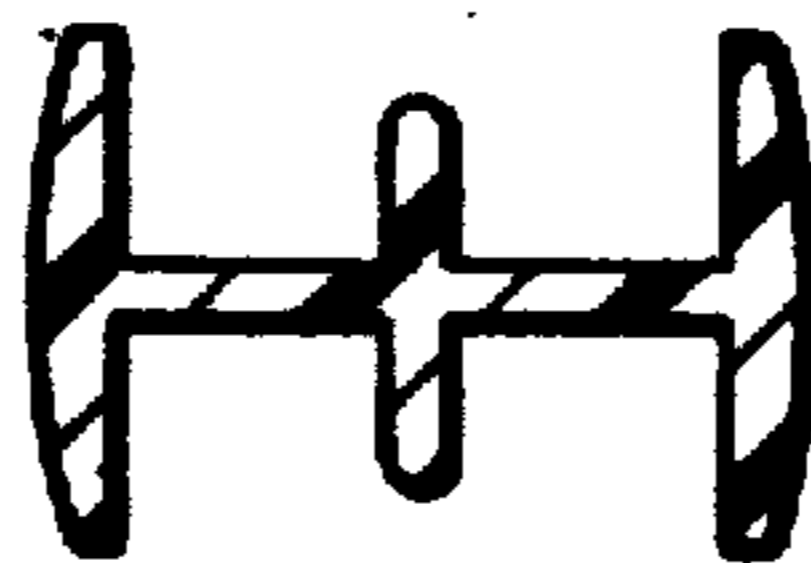


FIG. 6