

[54] TAPE STORAGE RACK

[76] Inventor: **Richard Zinck**, 29-24 164th St.,
Flushing, N.Y. 11358

[**] Term: **14 Years**

[21] Appl. No.: **643,743**

[22] Filed: **Dec. 23, 1975**

[51] Int. Cl. **D6—04**

[52] U.S. Cl. **D6/185**

[58] Field of Search D6/114, 115, 127-136,
D6/181, 186, 184, 185

[56] **References Cited**

U.S. PATENT DOCUMENTS

D. 114,671	5/1939	Brotzman et al.	D6/185 X
D. 175,997	11/1955	Arellano, Jr.	D6/185 X
D. 230,234	2/1974	Juhlin	D6/184 X

OTHER PUBLICATIONS

Lit-Ning Products Cat., 1966, p. 6, book and catalog
rack top left.

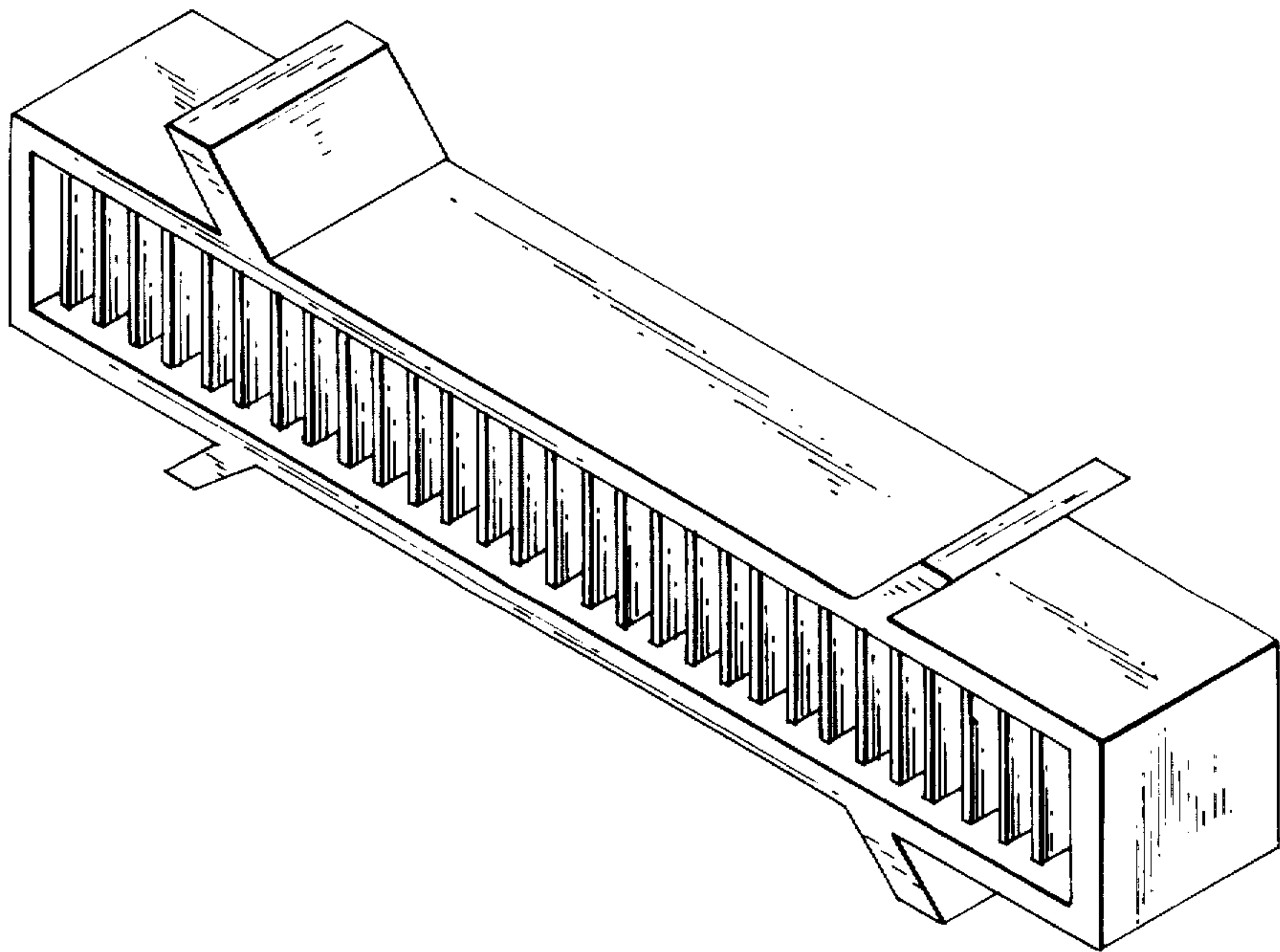
Primary Examiner—Bruce W. Dunkins
Attorney, Agent, or Firm—Jack D. Slobod

[57] **CLAIM**

The ornamental design for a tape storage rack, as
shown and described.

DESCRIPTION

FIG. 1 is a front perspective view of the tape storage
rack of the present invention oriented for placement on
a floor or table; and
FIG. 2 is a front elevational view of the tape storage
rack of FIG. 1, but oriented as in wall mounting.
The side of the rack not shown is like the side shown
while the rear surface and undisclosed end are plain
and unornamented.



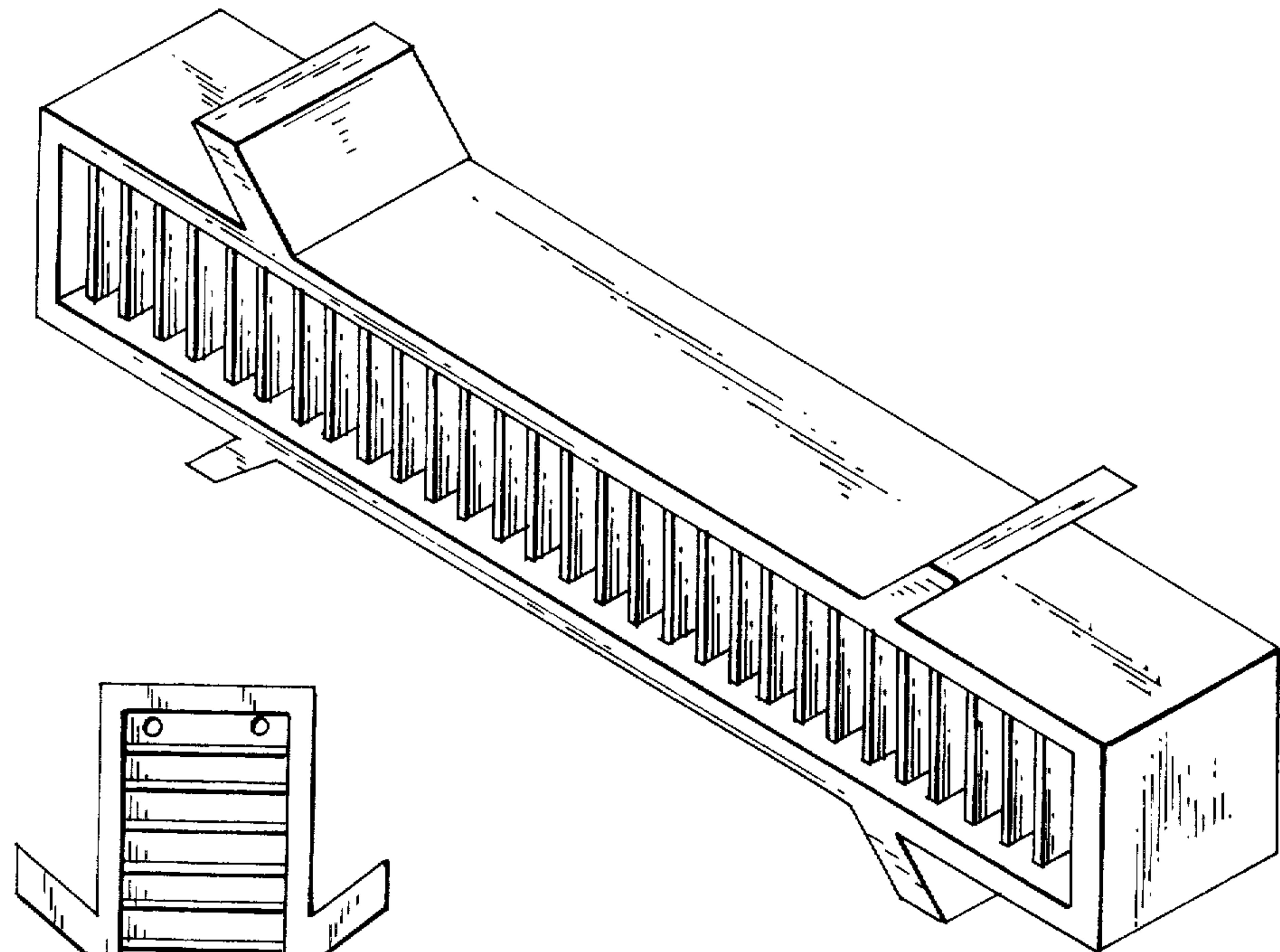


Fig. 1

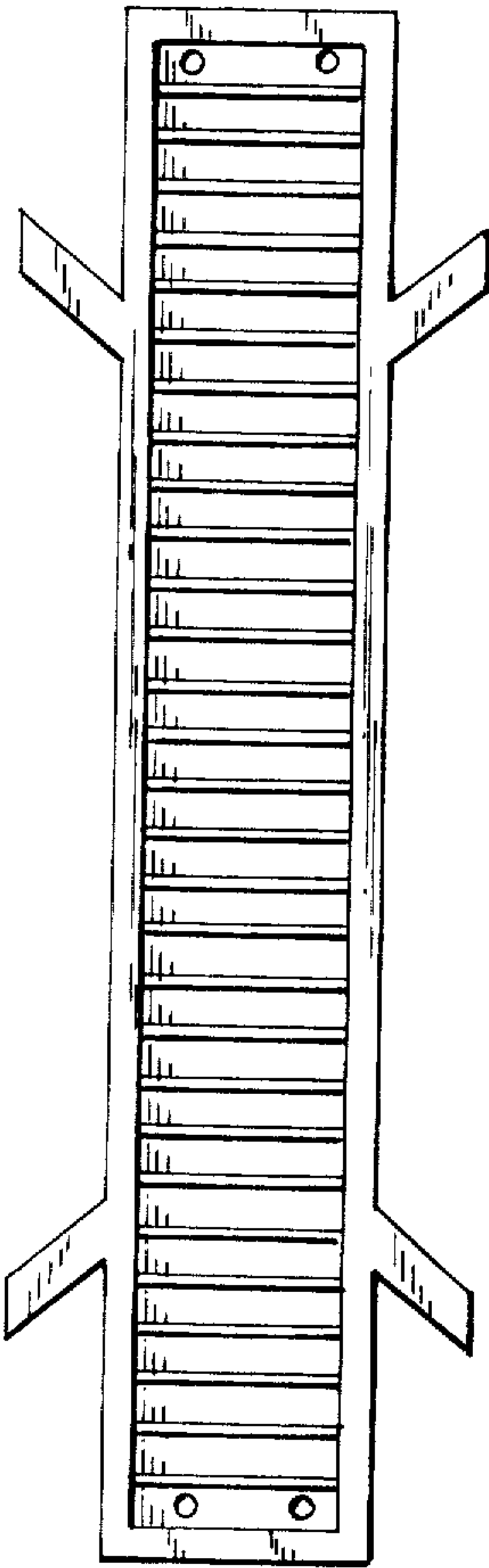


Fig. 2