

[54] STAND FOR HAIR DRYER AND CURLING IRON

D. 106,753 11/1937 Aimes ..... D19/84  
D. 141,633 6/1945 Eubank ..... D35/3 R

[76] Inventors: James Irwin Hoyle, 2360 Trenton Drive, San Bruno, Calif. 94066; Andre Bob Balic, 40 Chadwick Court, Millbrae, Calif. 94030

FOREIGN PATENT DOCUMENTS

16,867 12/1955 Germany ..... 248/146

[\*\*] Term: 14 Years

Primary Examiner—Melvin B. Feifer  
Assistant Examiner—Louis S. Zarfes  
Attorney, Agent, or Firm—Robert W. Dilts

[21] Appl. No.: 604,917

[22] Filed: Aug. 15, 1975

[57] CLAIM

The ornamental design for a stand for a hair dryer and curling iron, as shown and described.

[51] Int. Cl. .... D28—03

[52] U.S. Cl. .... D28/38

[58] Field of Search ..... D86/10 A, 10 C, 10 E, D86/10 F; 219/242; 34/96—101; D83/1 B; D19/81, 84—85, 93; D35/3 R; 211/60 A, 60 M, 60 T, 69.1, 72, 73


DESCRIPTION


FIG. 1 is a perspective view of a stand for hair dryer and curling iron showing our new design; FIG. 2 is a top plan view thereof; FIG. 3 is a left side elevational view thereof; FIG. 4 is a front elevational view thereof; FIG. 5 is a rear elevational view thereof. The right side elevational view is a mirror image of FIG. 3 and the bottom plan view is plain.

[56] References Cited

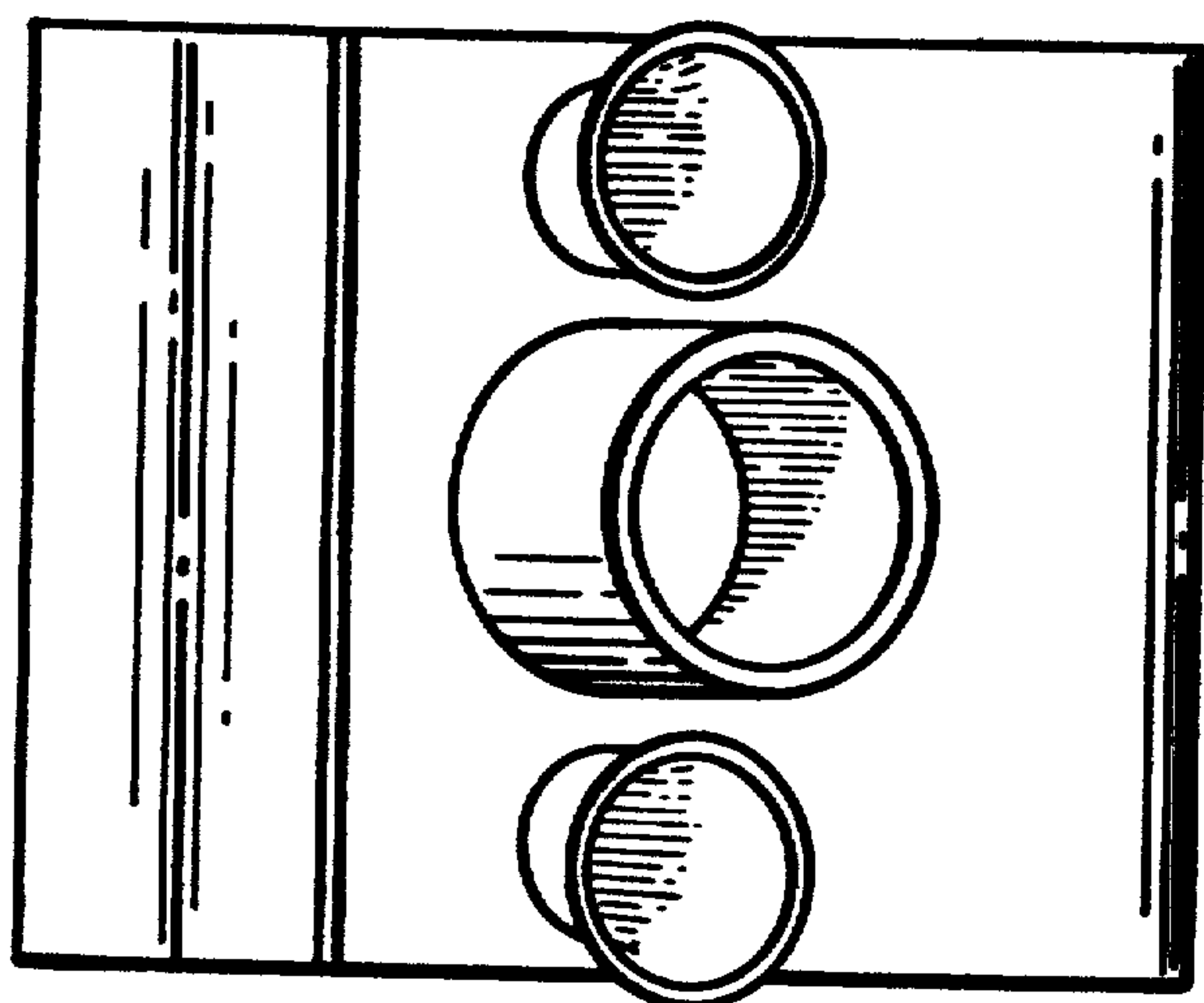
U.S. PATENT DOCUMENTS

1,518,207 12/1924 McCauley ..... D35/3 R  
3,847,277 11/1974 Doner ..... 211/73 X







FIG\_1




FIG\_2



FIG\_5



FIG\_3



FIG\_4