

[54] PLANT STAKE

[75] Inventor: Philip T. Wheeler, DeWitt, Mich.

[73] Assignee: The John Henry Company, Lansing, Mich.

[**] Term: 14 Years

[21] Appl. No.: 668,211

[22] Filed: Mar. 18, 1976

[51] Int. Cl. D31-00

[52] U.S. Cl. D8/1

[58] Field of Search D35/3 C, 1; 47/44, 46, 47/47; D88/3 B; D8/1

[56] References Cited

U.S. PATENT DOCUMENTS

680,507	8/1901	Thomas	47/44
2,349,110	5/1944	Potstada	47/47
2,809,809	10/1957	Johnston	D35/1
2,954,194	9/1960	Alfano	D35/1
D. 231,628	5/1974	Bartels	D35/1

Primary Examiner—Wallace R. Burke
Assistant Examiner—B. J. Bullock
Attorney, Agent, or Firm—Peter P. Price

[57] CLAIM

The ornamental design for a plant stake, as shown.

DESCRIPTION


FIG. 1 is a front perspective view of the plant stake showing my design;

FIG. 2 is a front elevational view thereof;

FIG. 3 is an enlarged sectional view taken on line III-III of FIG. 2; and

FIG. 4 is an enlarged sectional view taken on line IV-IV of FIG. 2.

The rear of the plant stake has the same general design as the front of the plant stake. The rear, however, includes elongated grooves as best seen in FIGS. 3 and 4 as opposed to the elongated ridges of the front of my design as seen in FIGS. 2, 3 and 4.



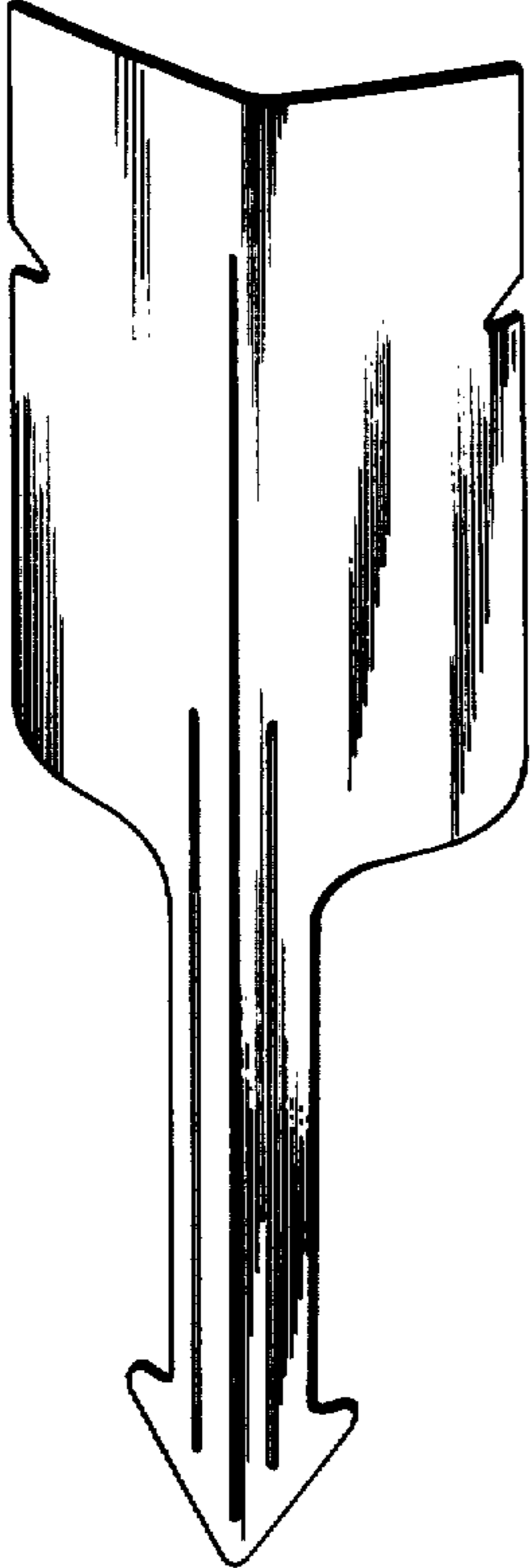


FIG. 1.

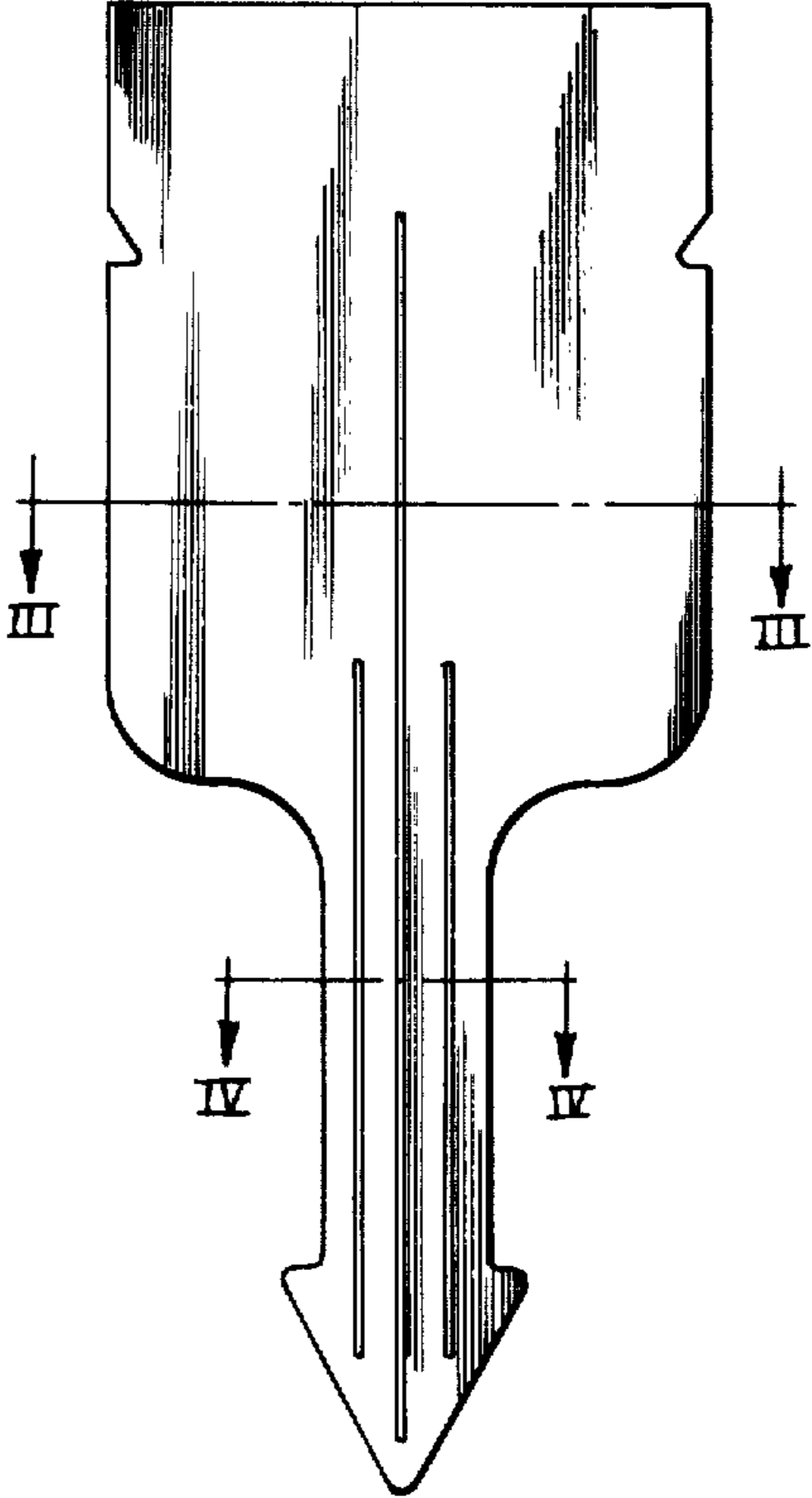


FIG. 2.



FIG. 3.



FIG. 4.