

[54] THERAPEUTIC ELECTRODE PAD

[76] Inventor: Roger E. Avery, 145 Rome St., Farmingdale, N.Y. 11735

[**] Term: 14 Years

[21] Appl. No.: 571,376

[22] Filed: Apr. 24, 1975

[51] Int. Cl. D24-04

[52] U.S. Cl. D83/1 F

[58] Field of Search D26/1 R, 1 A, 1 D, 1 E; D83/1 F

[56] References Cited

U.S. PATENT DOCUMENTS

3,187,745	6/1965	Baum	128/2.06 E
3,528,408	9/1970	Opperman	128/418 X
3,792,700	2/1974	Sarnoff et al.	128/2.06 E X
D. 231,497	4/1974	Hinnenkamp	D83/1 F

FOREIGN PATENT DOCUMENTS

545,303	7/1922	France	128/418
---------	--------	--------	---------

OTHER PUBLICATIONS

Audiotex New Products Catalog FR-61-A, Rec'd May 1961, p. 2, Pillow speaker.

Primary Examiner—Susie J. Mercer

Attorney, Agent, or Firm—Alan K. Roberts

[57] CLAIM

The ornamental design for therapeutic electrode pad, substantially as shown.

DESCRIPTION

FIG. 1 is a perspective view of an therapeutic electrode pad embodying my design;

FIG. 2 is an end view from the left of the therapeutic electrode pad illustrated in FIG. 1;

FIG. 3 is an end view of said therapeutic electrode pad from the right;

FIG. 4 is a side elevation view of said therapeutic electrode pad; and

FIG. 5 is a bottom plan view of said therapeutic electrode pad.




FIG. 1




FIG. 2



FIG. 3



FIG. 4




FIG. 5

