

[54] **ARTICLE OF FLATWARE**

[75] Inventor: **William J. Knope**, Meriden, Conn.

[73] Assignee: **International Silver Company**, Meriden, Conn.

[\*\*] Term: **14 Years**

[21] Appl. No.: **579,450**

[22] Filed: **May 21, 1975**

[51] Int. Cl. .... **D7-03**

[52] U.S. Cl. .... **D7/137**

[58] Field of Search ..... **D7/137-152, D7/99-106**

[56] **References Cited**

**U.S. PATENT DOCUMENTS**

D. 3,384	2/1869	Cook .....	D7/137
D. 16,412	12/1885	Witteck .....	D7/137
D. 27,238	6/1897	Strater .....	D7/137
D. 33,323	10/1900	Crowell, Jr. ....	D7/137
D. 92,789	7/1934	Woodward .....	D7/137
D. 227,152	6/1973	Lea .....	D7/137
D. 233,502	11/1974	Rutland .....	D7/137

**OTHER PUBLICATIONS**

Harper's Bazaar, Oct., 1949, p. 185, "Butter Knife," shown 4th item down from top.

*Primary Examiner*—Winifred E. Herrmann

*Attorney, Agent, or Firm*—Dayton R. Stemple, Jr.

[57] **CLAIM**

The ornamental design for an article of flatware, as shown and described.

**DESCRIPTION**

FIG. 1 is a front elevation view of an article of flatware showing my new design as embodied in a butter spreader;

FIG. 2 is a rear elevational view thereof;

FIG. 3 is a side elevational view thereof, the side opposite the handle portion being a mirror image thereof;

FIG. 4 is a sectional view taken on line 4-4 of FIG. 1;

FIG. 5 is an enlarged front perspective view taken at the upper handle end of FIG. 1;

FIG. 6 is an enlarged rear perspective view taken at the upper handle end of FIG. 2;

FIG. 7 is an enlarged rear perspective view taken at the handle-spreader junction of FIG. 2;

FIG. 8 is a front elevational view of an article of flatware showing my new design as embodied in a fork;

FIG. 9 is a side elevational view thereof, the side opposite being a mirror image thereof;

FIG. 10 is a rear elevational view thereof;

FIG. 11 is a sectional view taken on line 11-11 of FIG. 8;

FIG. 12 is a front elevational view of an article of flatware showing my new design as embodied in a place spoon;

FIG. 13 is a side elevational view thereof, the side opposite being a mirror image thereof;

FIG. 14 is a rear elevational view thereof and;

FIG. 15 is a front elevational view of an article of flatware showing my new design as embodied in an iced teaspoon, the rear view being similar to that shown in FIG. 14.

The distinguishing feature of my new design for an article of flatware resides in the handle configuration.



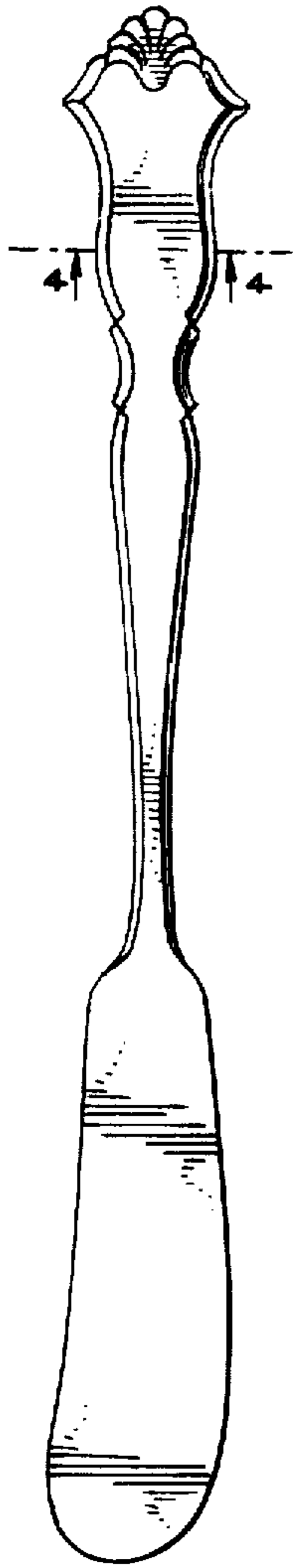


FIG-1



FIG-2



FIG-3



FIG-4

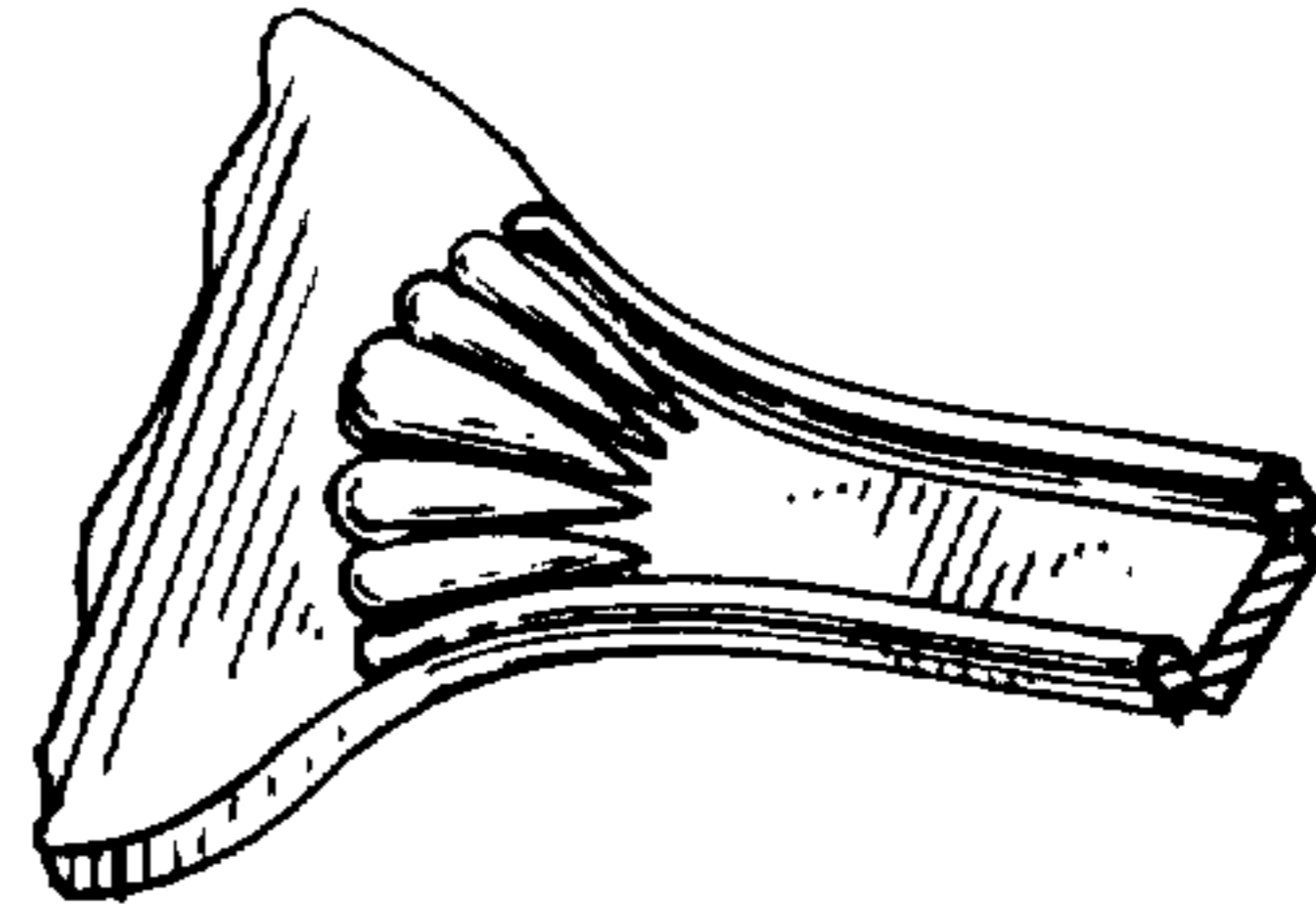


FIG-7

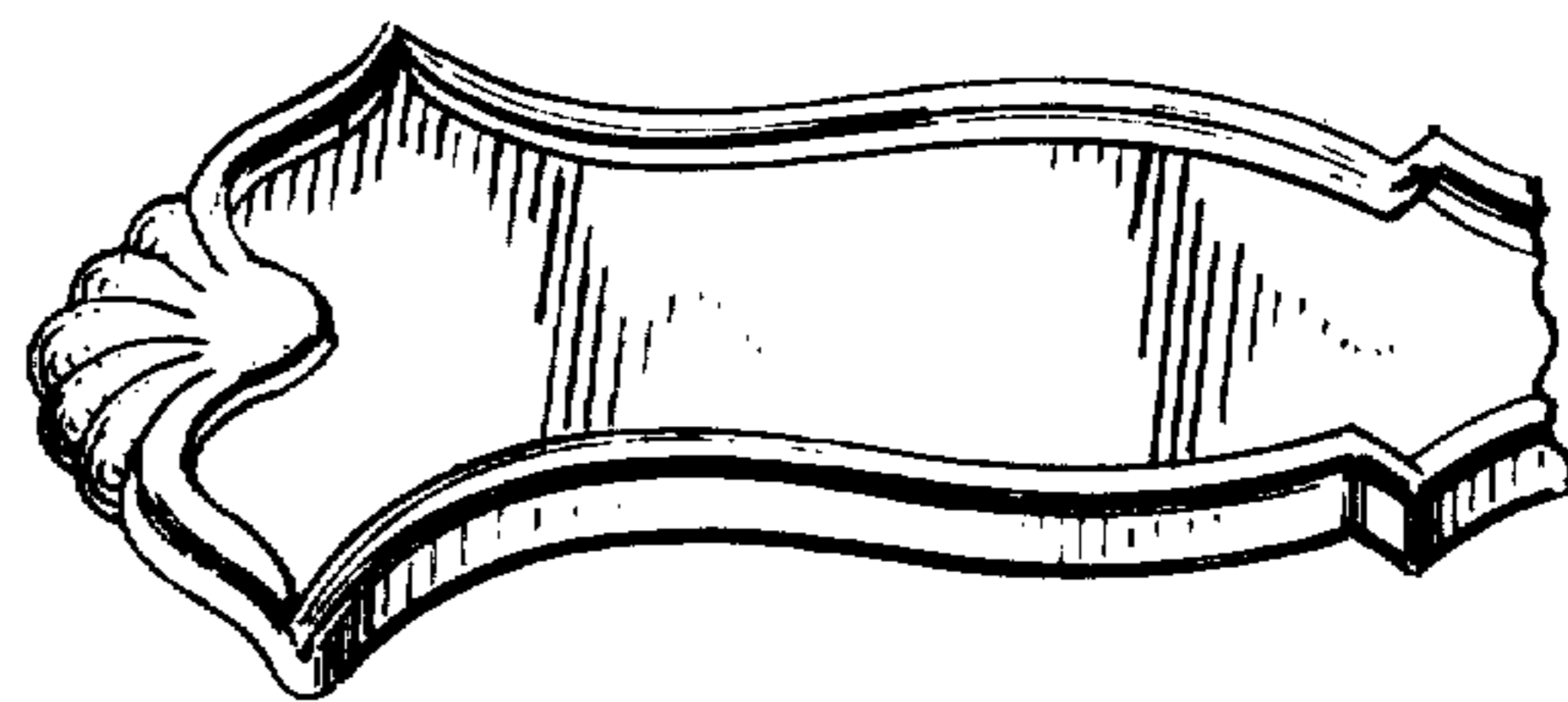


FIG-6

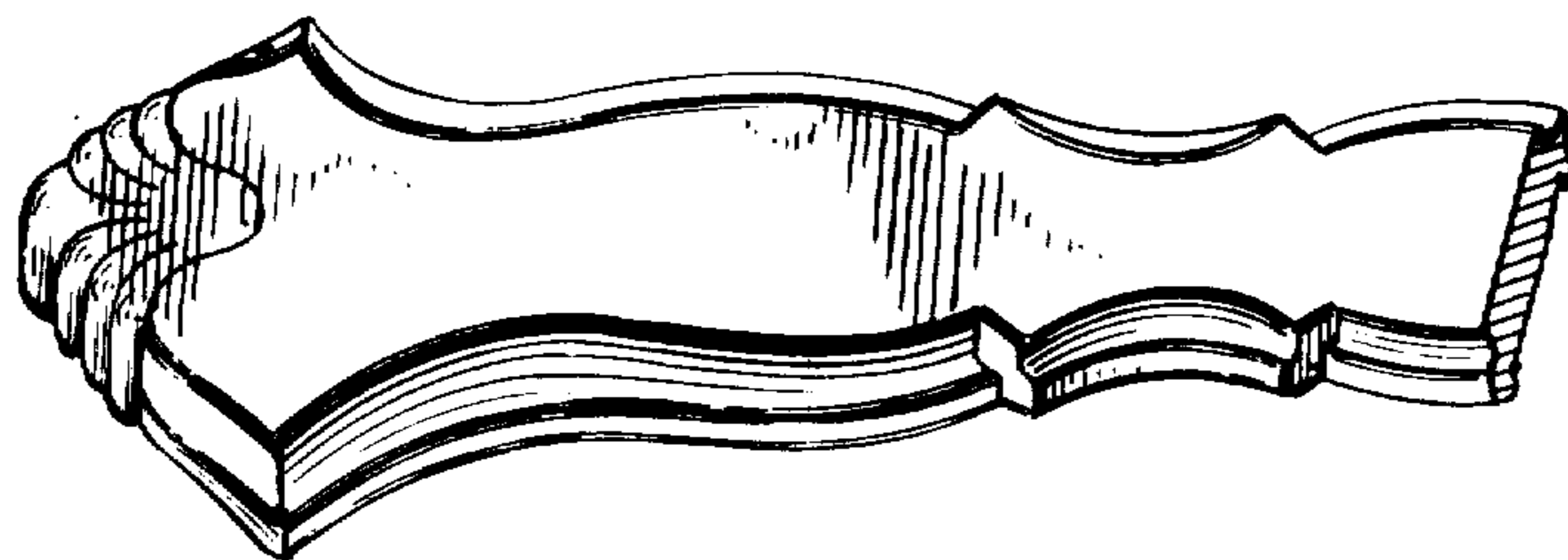


FIG-5

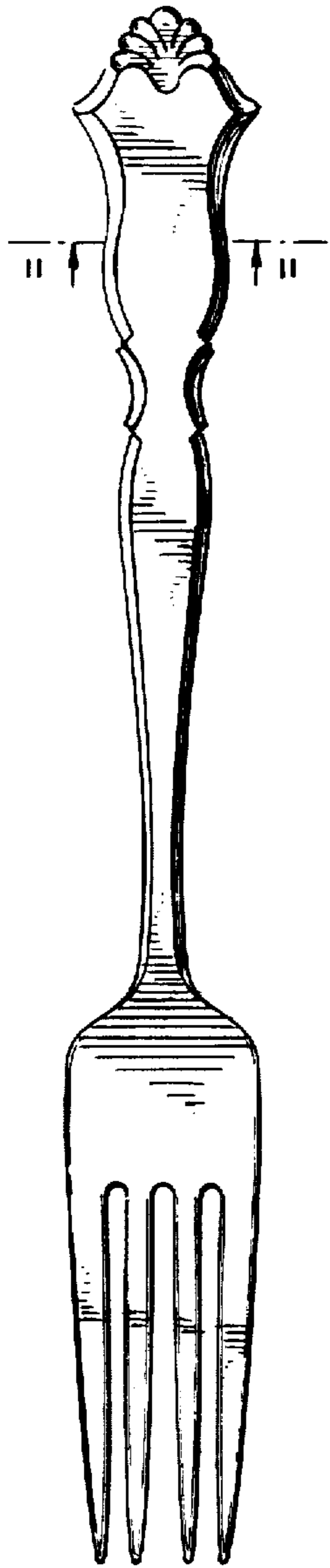


FIG. 8




FIG. 9

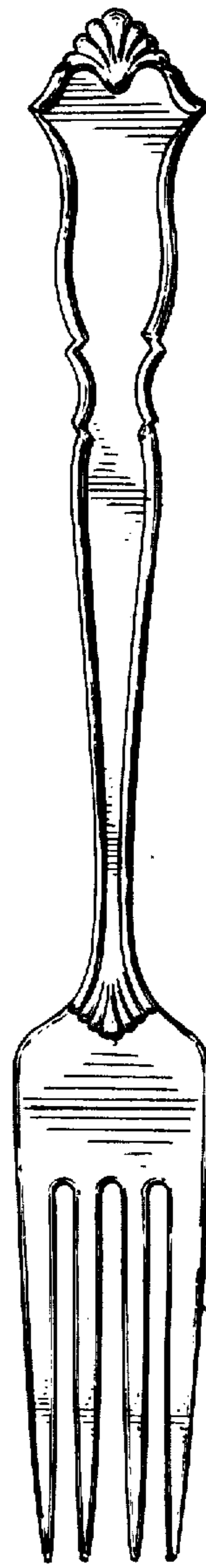


FIG. 10



FIG. 11

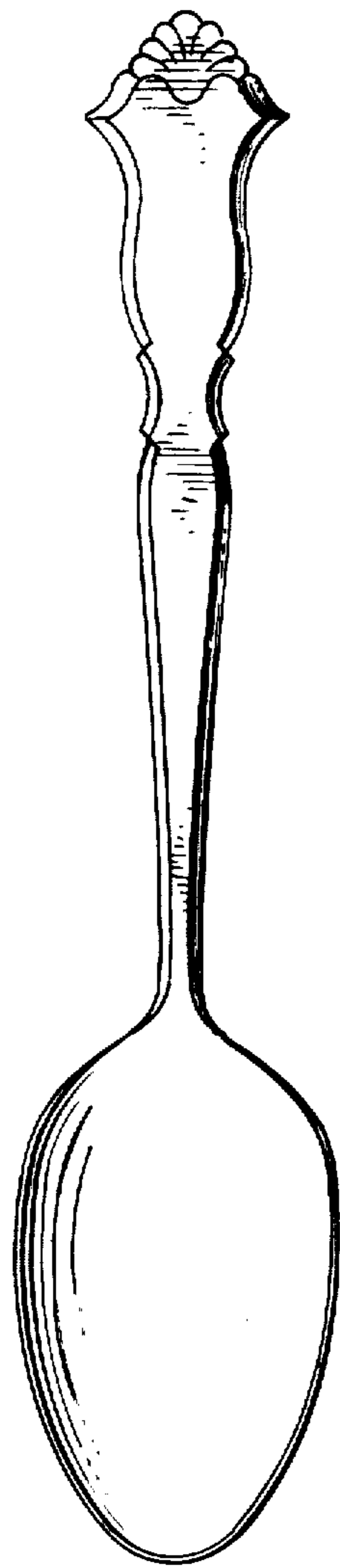


Fig. 12



Fig. 13

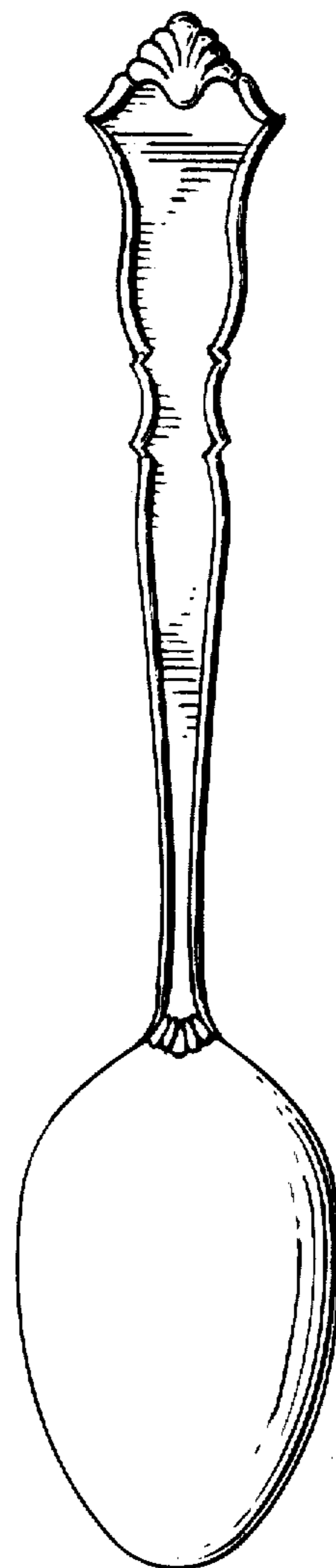


Fig. 14

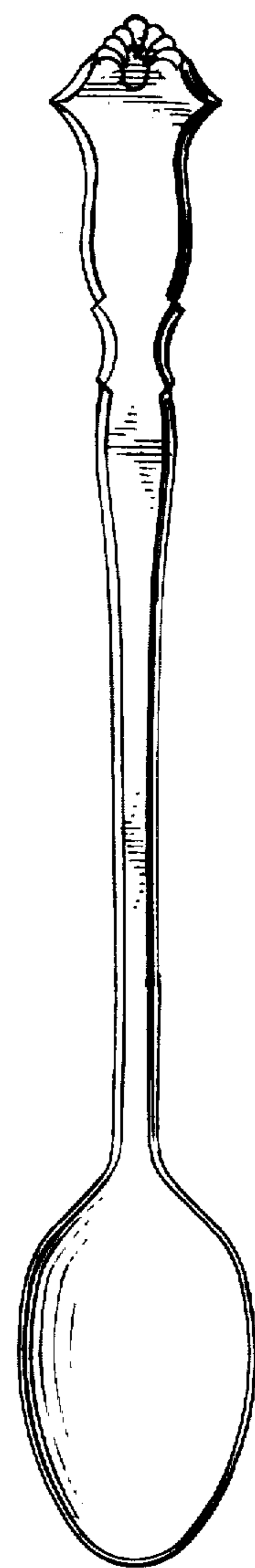


Fig. 15