

[54] **INVERTIBLE TABLE UNIT**

[76] Inventor: **Marilyn M. Abrams**, 3440 Beret Lane, Silver Spring, Md. 20906

[**] Term: **14 Years**

[21] Appl. No.: **593,254**

[22] Filed: **July 7, 1975**

[51] Int. Cl. **D6-06**

[52] U.S. Cl. **D6/3**

[58] Field of Search **D6/1, 3, 4, 6, 40, 42, D6/64, 175, 177-179; D70/1; 248/439**

[56] **References Cited**

U.S. PATENT DOCUMENTS

- D. 155,663 10/1949 Werner et al. D6/64
- D. 193,305 7/1962 Weber D70/1 X
- D. 219,443 12/1970 Hubel D6/3
- D. 220,997 6/1971 Svezia et al. D6/3

Primary Examiner—Bruce W. Dunkins

Attorney, Agent, or Firm—William E. Schuyler, Jr.

[57] **CLAIM**

The ornamental design for an invertible table unit, as shown and described.

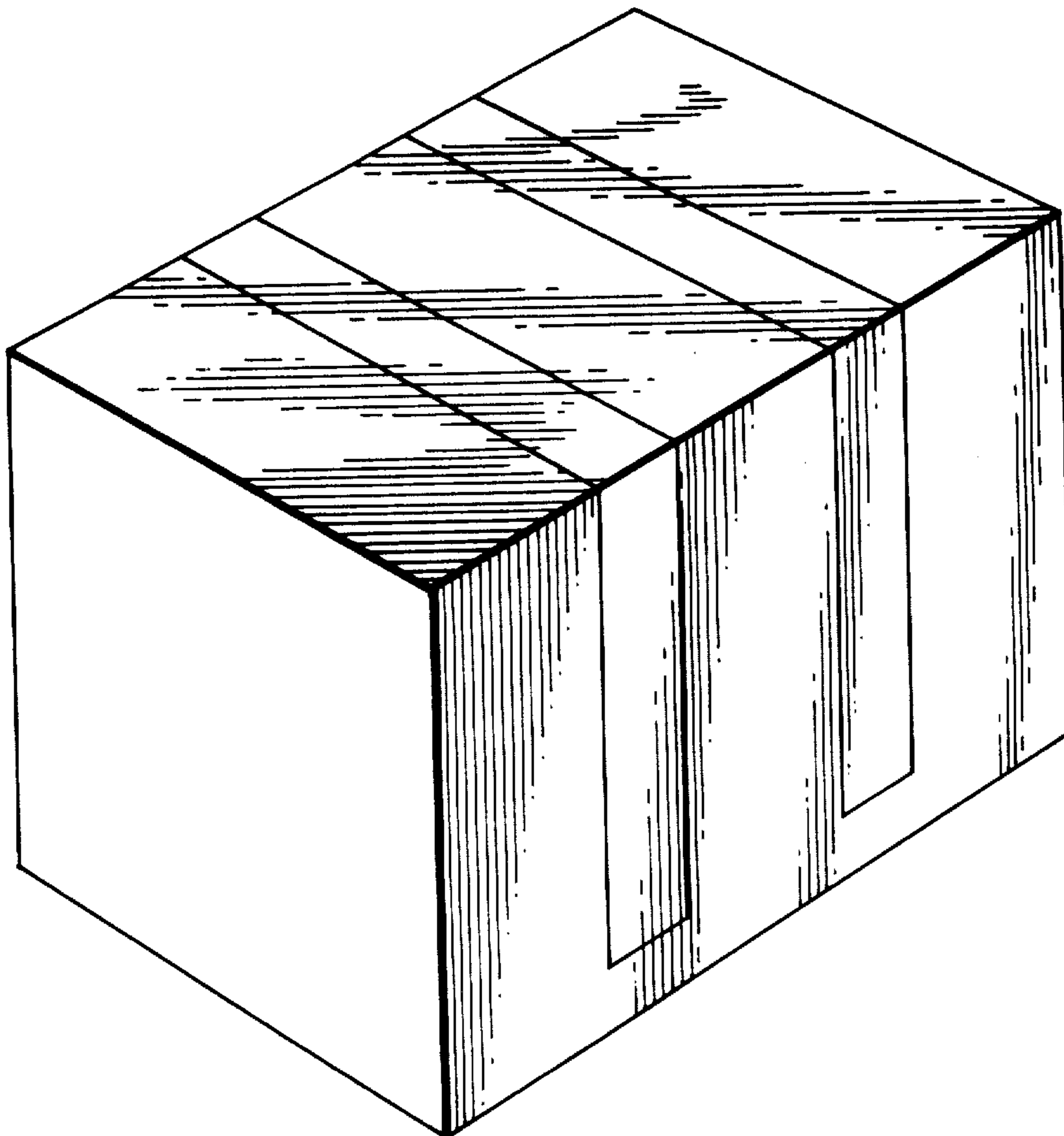
DESCRIPTION

FIG. 1 is a front top perspective view of the invertible table unit of my invention, showing a pair of auxiliary folding tables installed in their storage positions in the main table.

FIG. 2 is a front perspective view of the invertible table unit of FIG. 1, with one auxiliary folding table shown exploded from the main table and the other shown removed and unfolded for use.

FIG. 3 is a rear bottom perspective view of the main table, inverted, with the auxiliary folding tables removed.

Both sides of the main table structure are identical. The front and rear of the main table structure are identical. All four sides of each of the auxiliary folding tables are identical.



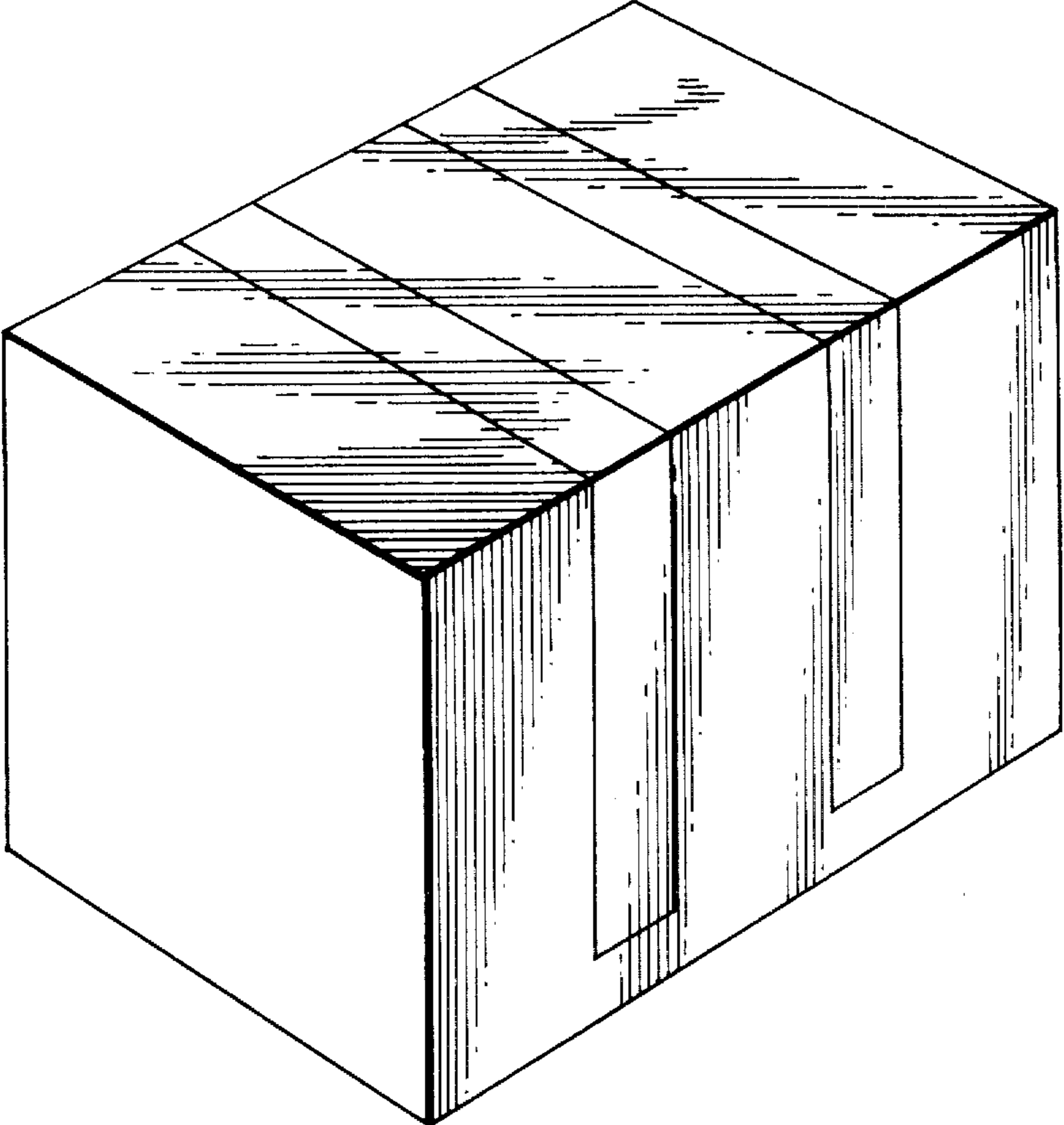


FIG. 1

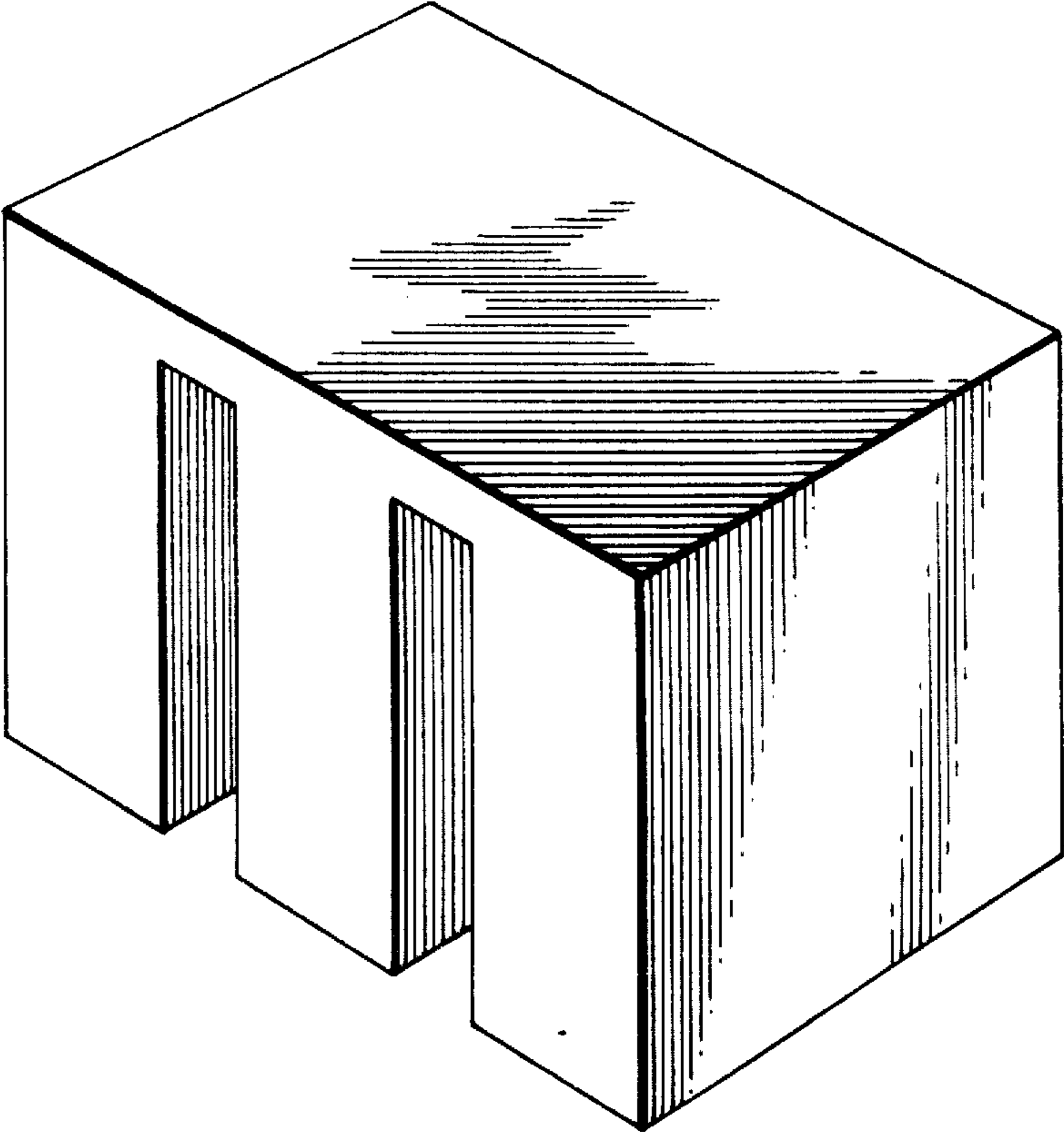


FIG. 3

