

[54] **MEDICAL AIRWAY TUBE SEPARATOR OR THE LIKE**

[75] Inventor: **David E. Cross**, Folkestone, England

[73] Assignee: **Smiths Industries Limited**, London, England

[\*\*] Term: **14 Years**

[21] Appl. No.: **672,173**

[22] Filed: **Mar. 31, 1976**

[51] Int. Cl. .... **D24-04**

[52] U.S. Cl. .... **D83/1 R**

[58] **Field of Search** ..... **D83/1 R; D23/45; 128/351, DIG. 26, 188; D8/230, 247, 229, 246, 266; 248/81; D32/1 R**

[56] **References Cited**

**U.S. PATENT DOCUMENTS**

2,963,247 12/1960 Collier et al. .... 128/188 X

3,080,867 3/1963 Eichinger ..... 128/327  
3,630,195 2/1970 Santomieri ..... 128/DIG. 26  
3,799,471 3/1974 Morris et al. .... 242/106  
3,942,528 3/1976 Loeser ..... 128/214 R

*Primary Examiner*—Bernard Ansher  
*Attorney, Agent, or Firm*—Elliott I. Pollock

[57] **CLAIM**

The ornamental design for a medical airway tube separator or the like, substantially as shown.

**DESCRIPTION**

FIG. 1 is a top front perspective view of a medical airway tube separator or the like, showing my new design;

FIG. 2 is a rear elevation thereof;

FIG. 3 is a side elevation thereof;

FIG. 4 is a cross section taken on line 4-4 of FIG. 2; and

FIG. 5 is a bottom plan view of FIG. 2.

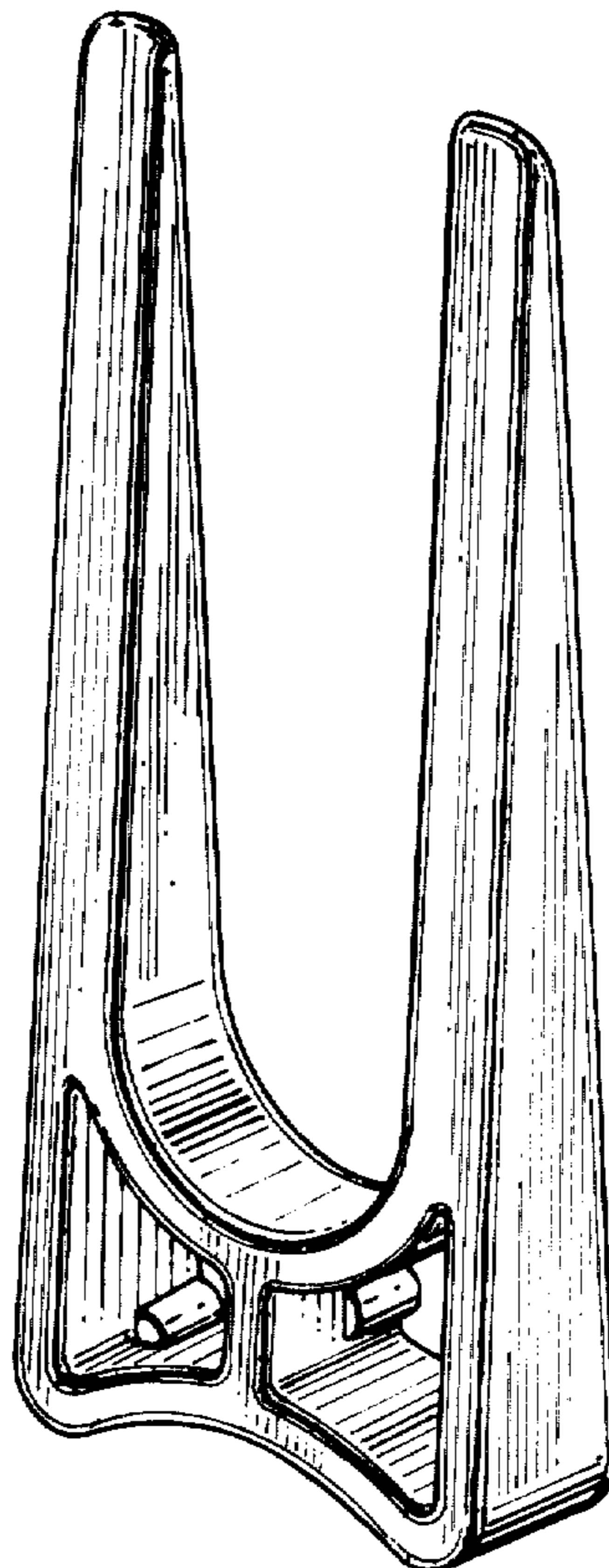


Fig. 1.

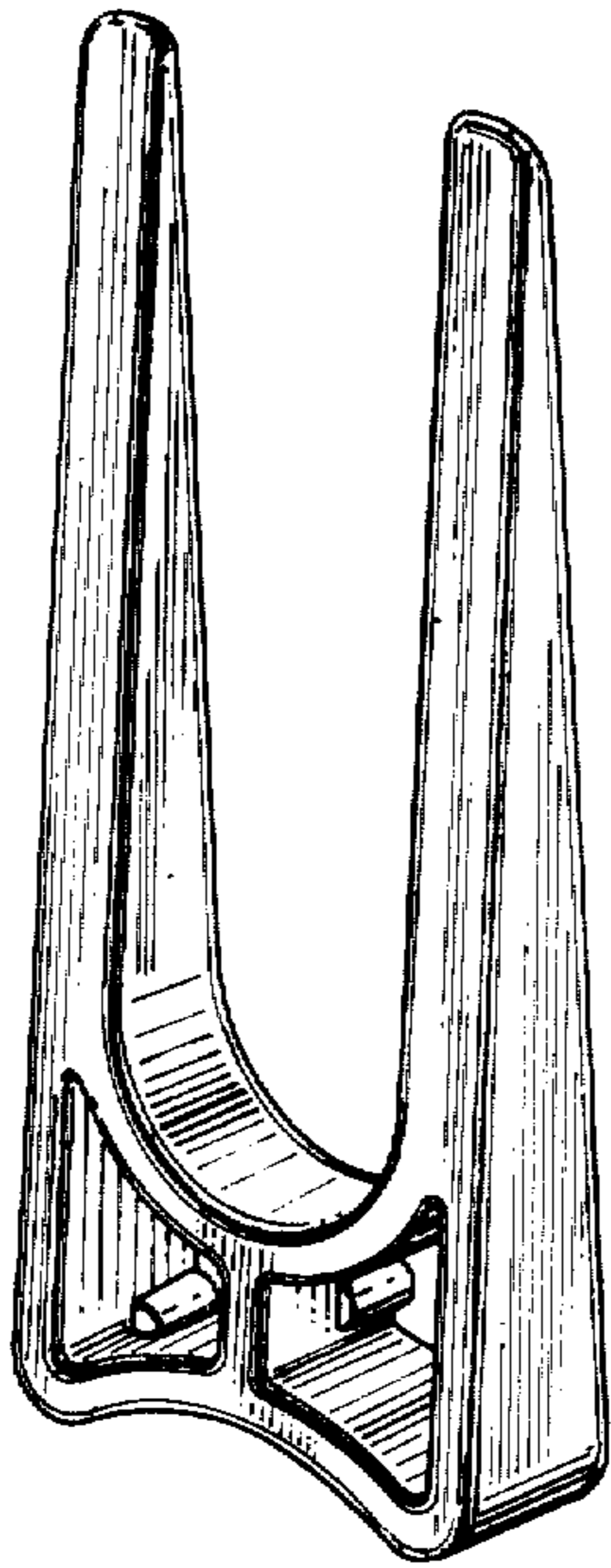


Fig. 2.

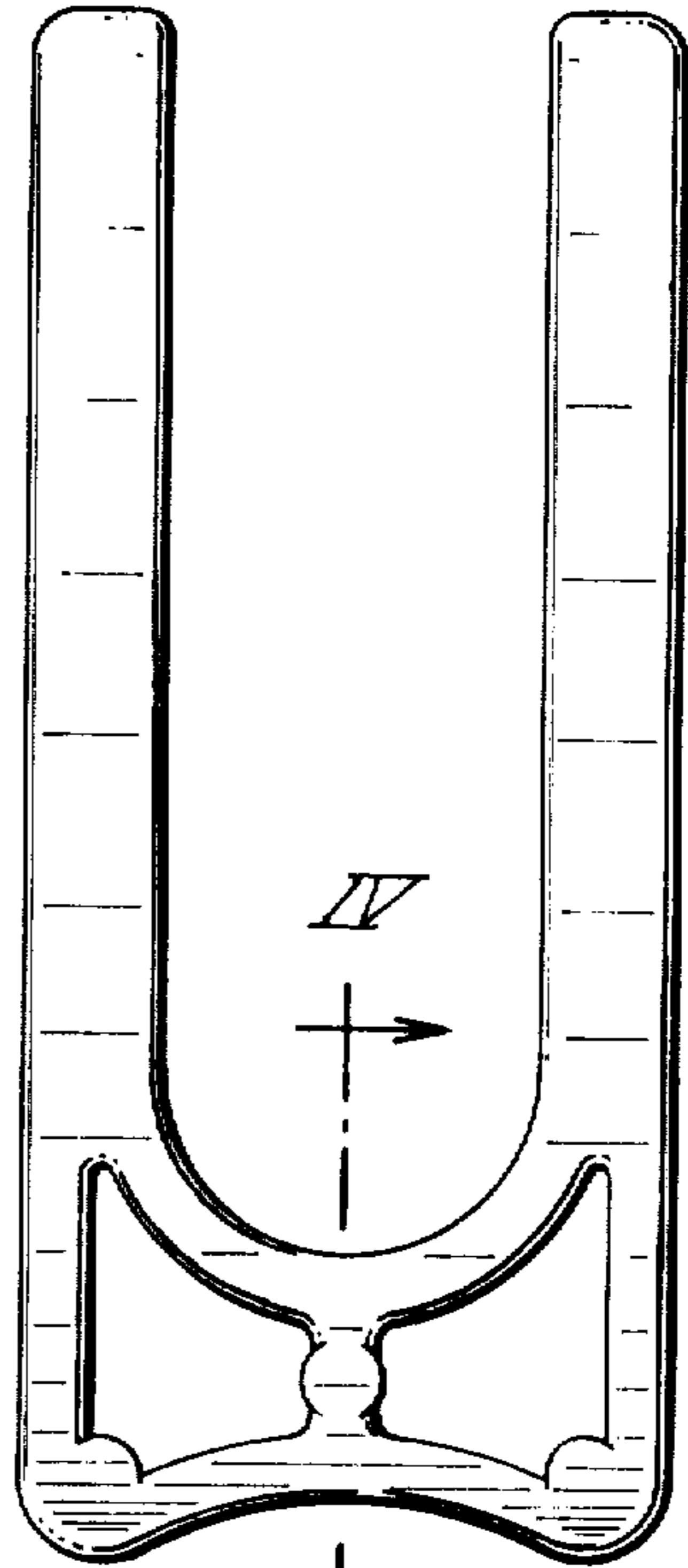


Fig. 3.

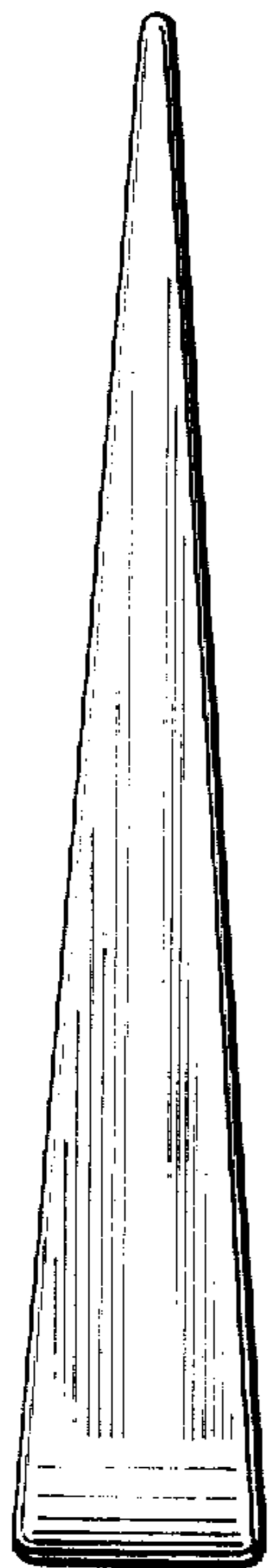


Fig. 4.

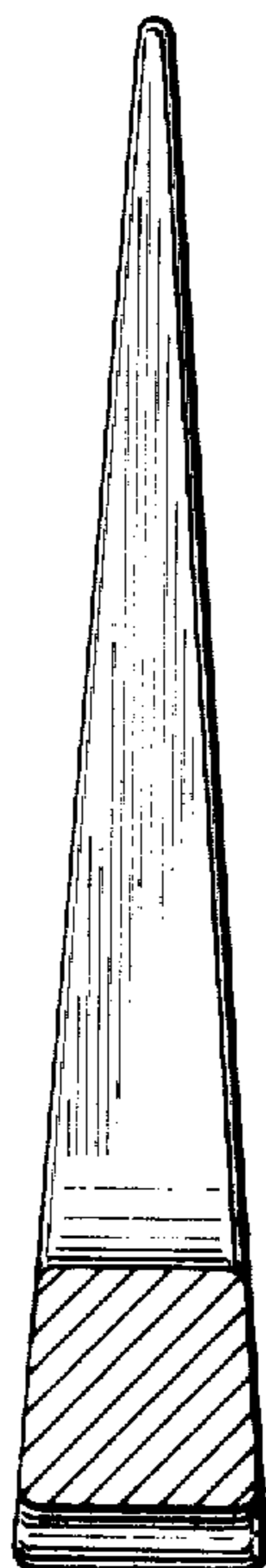


Fig. 5.

