

[54] GOLF CLUB GRIP

[75] Inventor: Clifford A. Spencer, Akron, Ohio

[73] Assignee: Eaton Corporation

[\*\*] Term: 14 Years

[21] Appl. No.: 583,301

[22] Filed: June 3, 1975

[51] Int. Cl. .... D21-02

[52] U.S. Cl. .... D34/5 GS

[58] Field of Search ..... D34/5 GS; 273/81 R, 273/81 B

[56] References Cited

U.S. PATENT DOCUMENTS

- D. 223,459 4/1972 Spencer ..... D34/5 GS
- D. 232,566 8/1974 Spencer ..... D34/5 GS

OTHER PUBLICATIONS

1971 Wittek Golf Range Supply Co. Cat., p. 47, Golf Club Grip "CRG", at center of page.

Primary Examiner—Melvin B. Feifer  
Attorney, Agent, or Firm—Howard D. Gordon

[57] CLAIM

The ornamental design for a golf club grip, substantially as shown and described.

DESCRIPTION

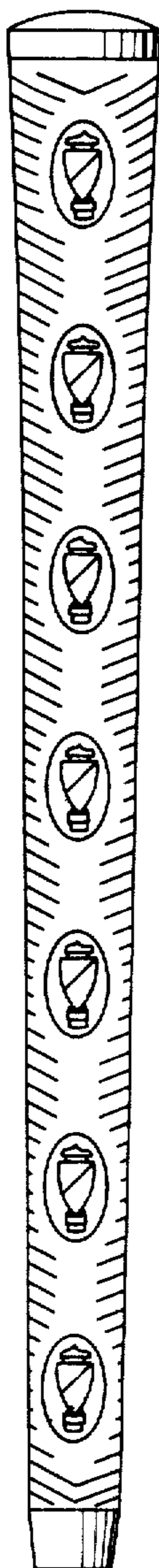
FIG. 1 is a front elevational view of a golf club grip showing my new design;

FIG. 2 is a side elevational view taken from the left of FIG. 1 which is a mirror image of side elevational view taken from the right of FIG. 1;

FIG. 3 is a rear elevational view thereof;

FIG. 4 is a top view thereof; and

FIG. 5 is a bottom view thereof.



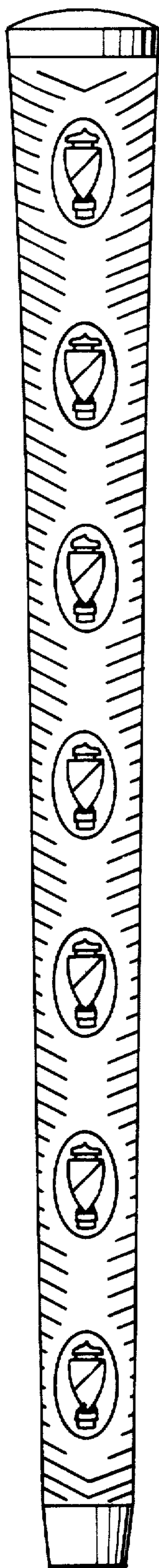


FIG. 1

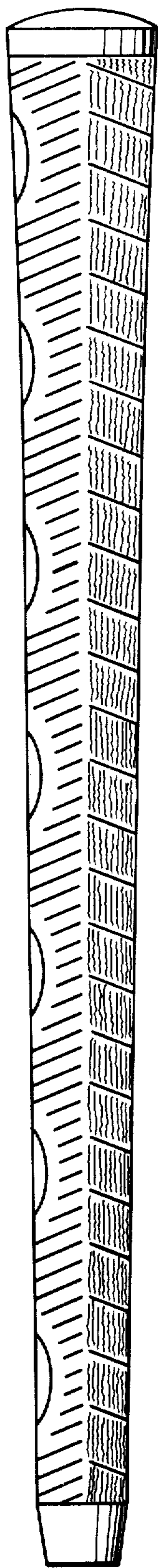


FIG. 2

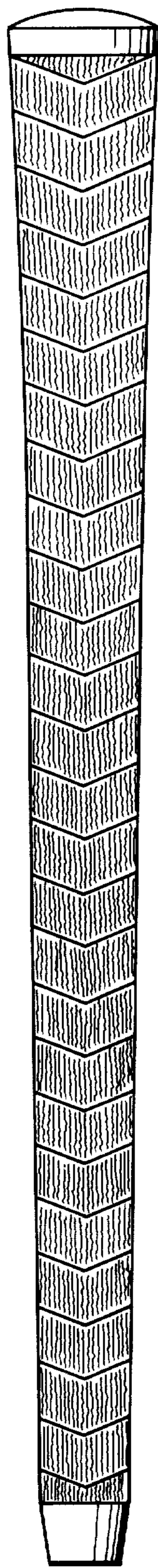


FIG. 3

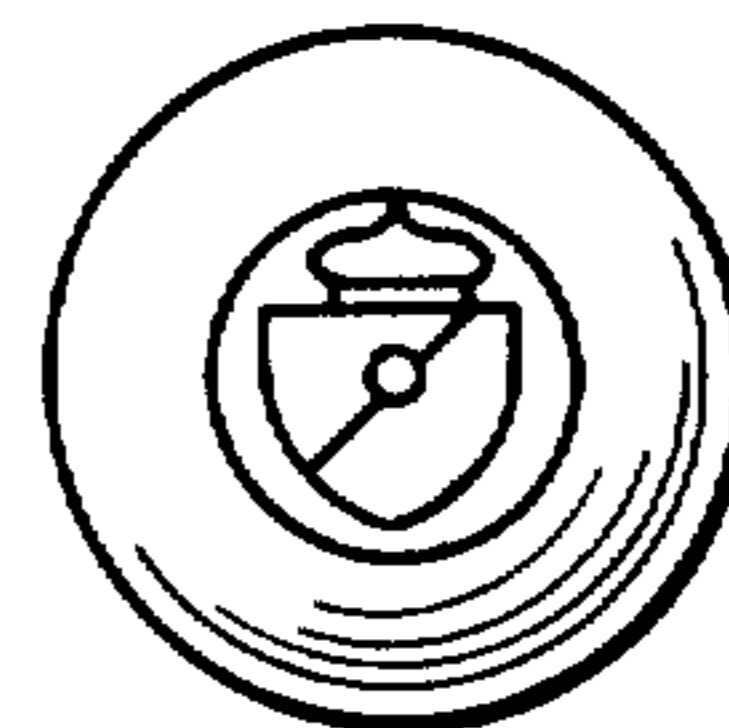


FIG. 4

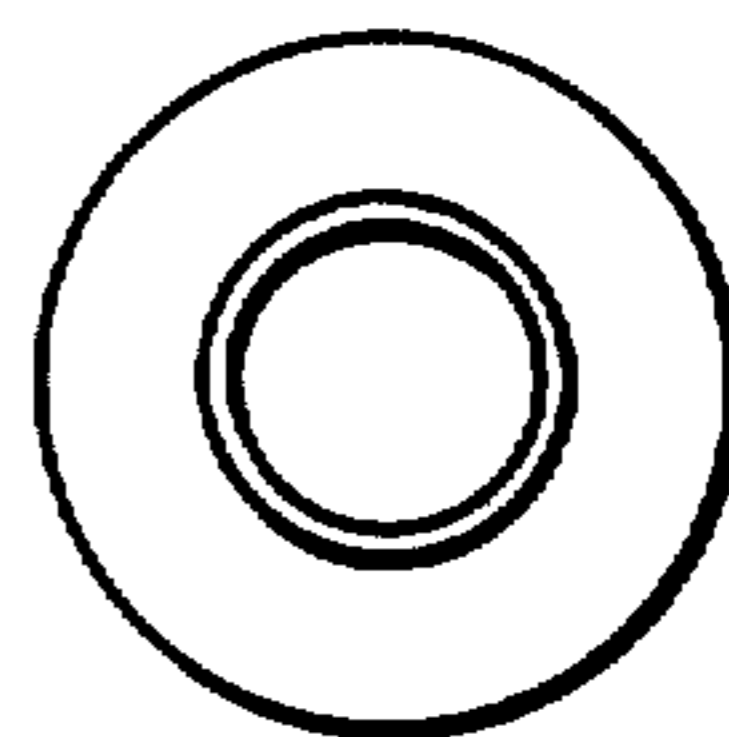


FIG. 5