

[54] **GLOVE DRAINER AND DRIER**  
 [76] Inventor: **Francis D. Varnado**, 575 Dudley,  
 Lakewood, Colo. 80226  
 [\*\*] Term: **14 Years**  
 [21] Appl. No.: **641,532**  
 [22] Filed: **Dec. 17, 1975**  
 [51] Int. Cl. .... **D7-05**  
 [52] U.S. Cl. .... **D7/196**  
 [58] Field of Search ..... **D7/196; D6/85, 247;**  
**D29/23 A; 223/66, 78-80, 84; 248/346, 176;**  
**211/13, 30, 33, 34, 37, 38**

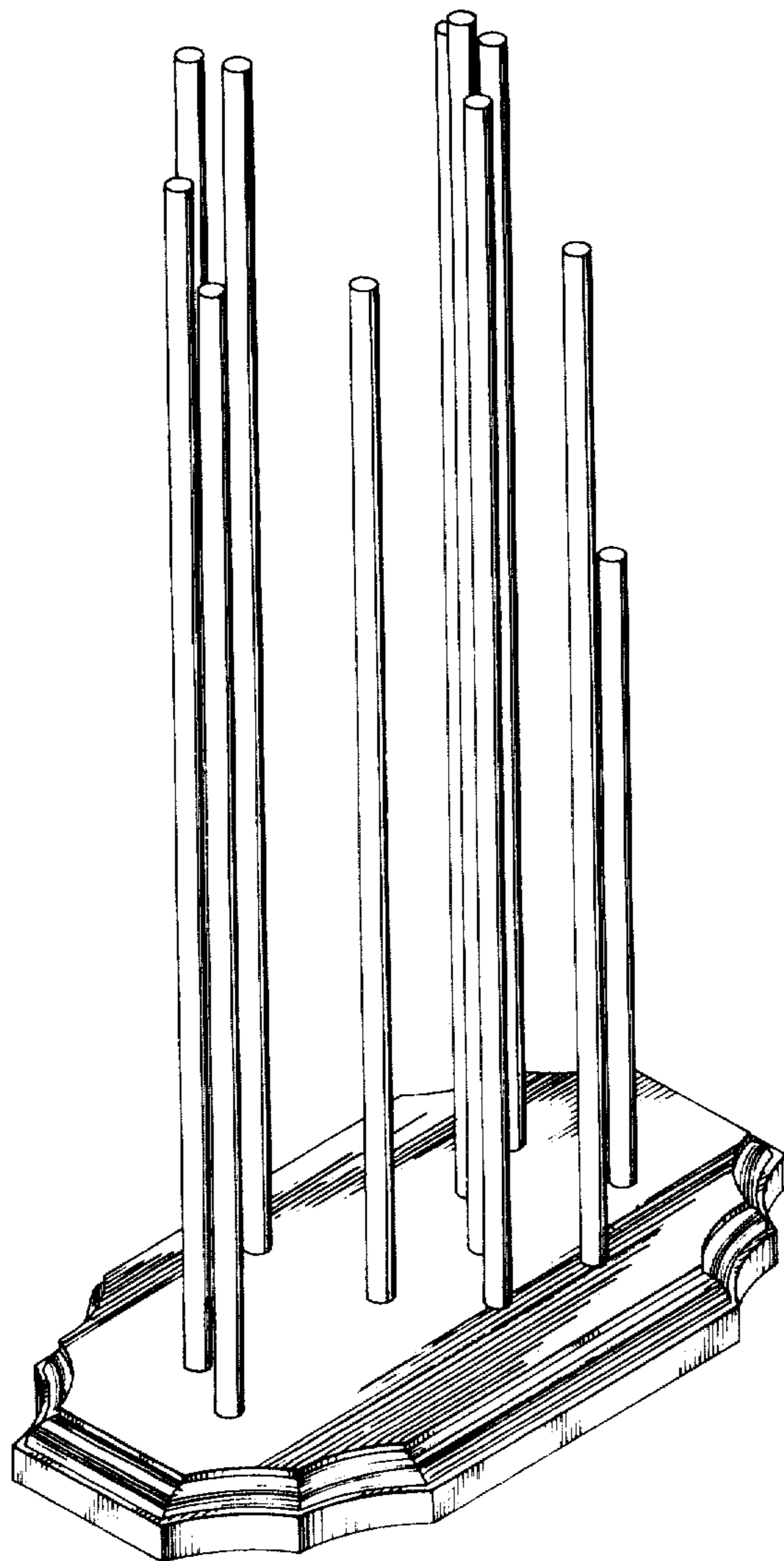
[56] **References Cited**  
**U.S. PATENT DOCUMENTS**  
 1,981,527 11/1934 Schlag et al. .... 223/78

3,096,008 7/1963 Schumacher ..... 223/78  
 3,166,439 1/1965 Dennhofer ..... 223/78 X  
 D. 227,032 5/1973 Nash ..... D29/23 A UX

*Primary Examiner*—Wallace R. Burke  
*Assistant Examiner*—Catherine Kemper  
*Attorney, Agent, or Firm*—Richard D. Law

[57] **CLAIM**  
 The ornamental design of a glove drainer and drier,  
 substantially as shown and described.

**DESCRIPTION**  
 FIG. 1 is a perspective view of a glove drainer and drier  
 embodying my new design;  
 FIG. 2 is a top plan view thereof; and  
 FIG. 3 is a front view thereof.



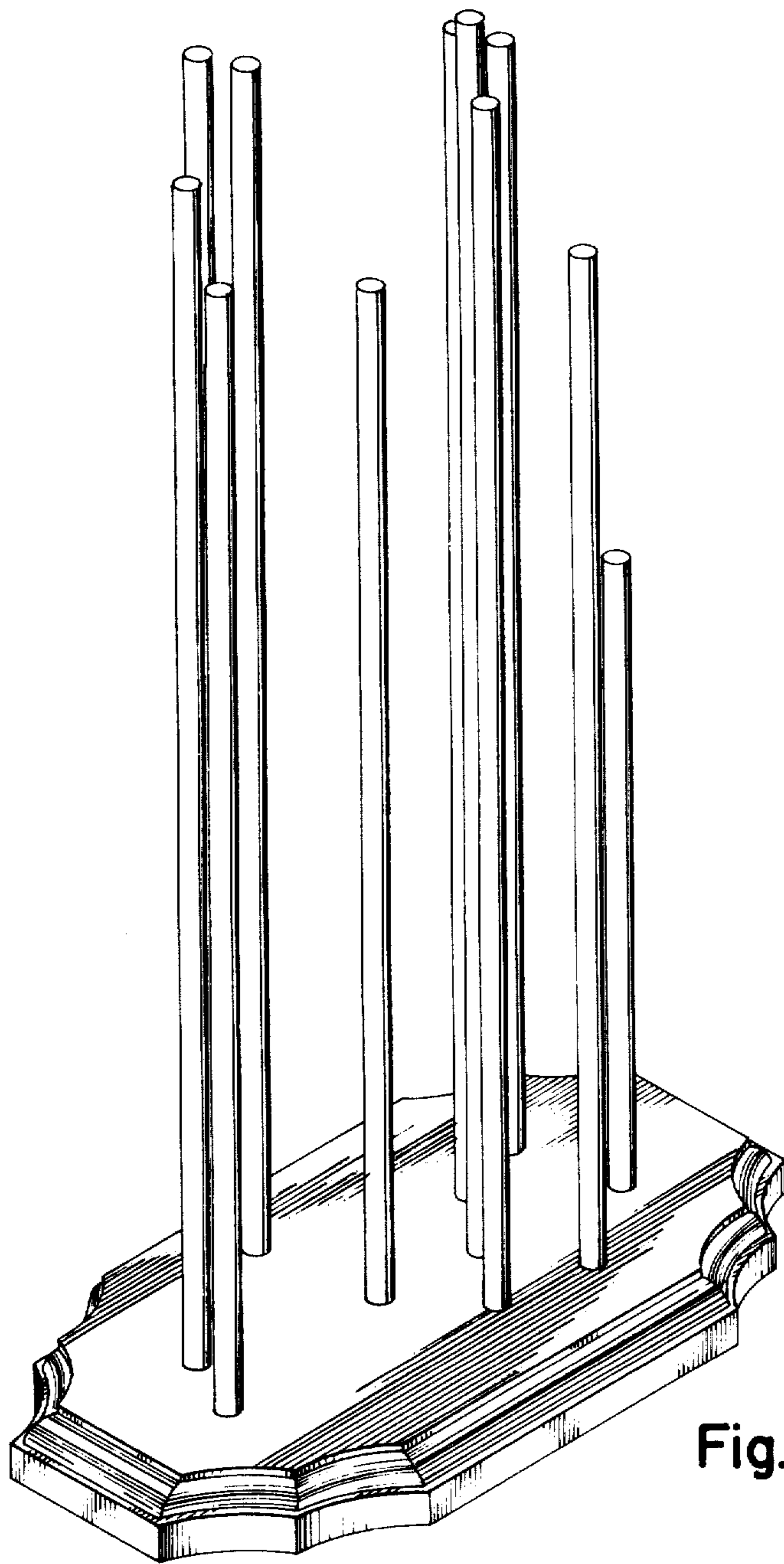
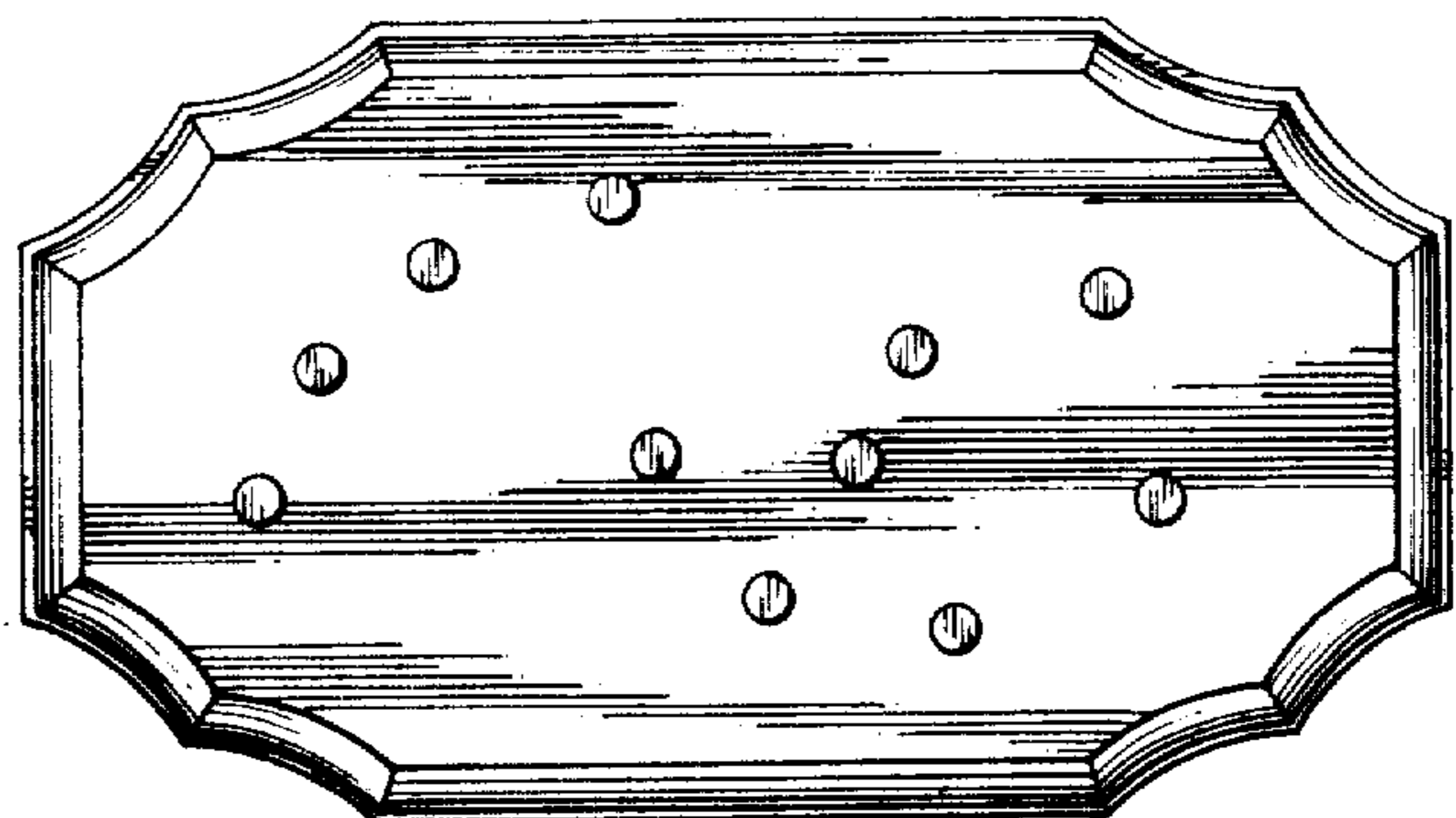


Fig. 1

Fig. 2






Fig. 3