

[54] ORTHOPTIC THERAPY BAR WITH PRISMS

[75] Inventors: Arthur Jampolsky, Belvedere; Richard J. Kapash, San Rafael; Merton C. Flom; Anthony J. Adams, both of Oakland; Larry A. Spitzberg, San Rafael, all of Calif.

[73] Assignee: Optical Sciences Group, Inc., San Rafael, Calif.

[**] Term: 14 Years

[21] Appl. No.: 620,977

[22] Filed: Oct. 9, 1975

[51] Int. Cl. D24-02

[52] U.S. Cl. D83/12 R

[58] Field of Search 351/3, 2, 36, 39, 37, 351/18; 128/76.5; D57/1 E; D83/12 R

[56] References Cited

U.S. PATENT DOCUMENTS

2,376,554 5/1945 Ranoe 351/36 X
2,619,872 12/1952 Shepard 351/37 X

2,837,087 6/1958 Sawyer 351/3 X
2,840,073 6/1958 Zeltzer et al. 128/76.5
3,787,112 1/1974 Lyons 351/18

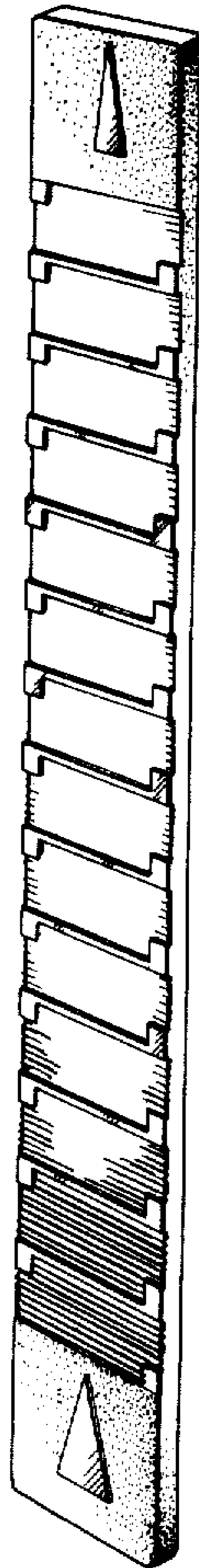
Primary Examiner—Bernard Ansher
Attorney, Agent, or Firm—Stephen S. Townsend

[57] CLAIM

The ornamental design for an orthoptic therapy bar with prisms, substantially as shown and described.

DESCRIPTION

FIG. 1 is a perspective view of a bar with prisms, embodying my new design;
FIG. 2 is a front view thereof;
FIG. 3 is a side view thereof;
FIG. 4 is a rear view thereof;
FIG. 5 is an end view thereof;
FIG. 6 is a perspective view of a second embodiment of my new design;
FIG. 7 is a front view thereof;
FIG. 8 is a perspective view of a third embodiment of my new design; and
FIG. 9 is a front view thereof.



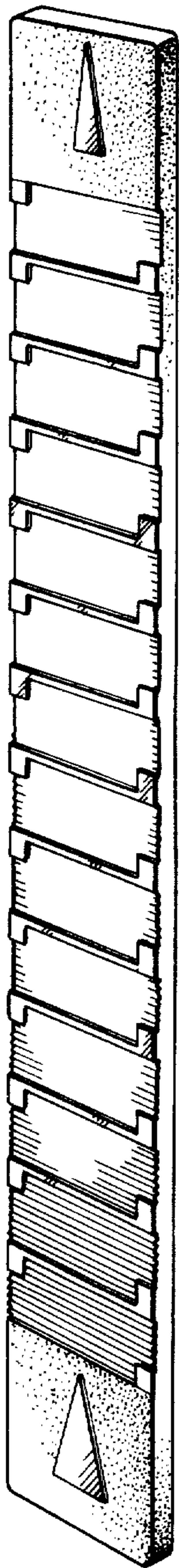


FIG
.1.




FIG
.2.



FIG
.3.

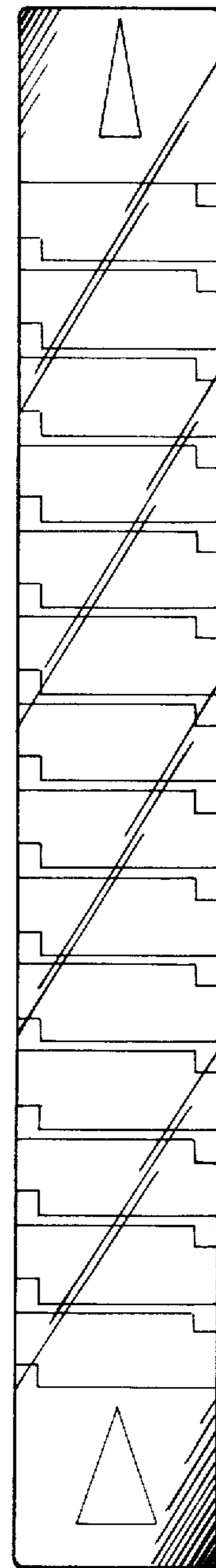


FIG
.4.




FIG
.5.

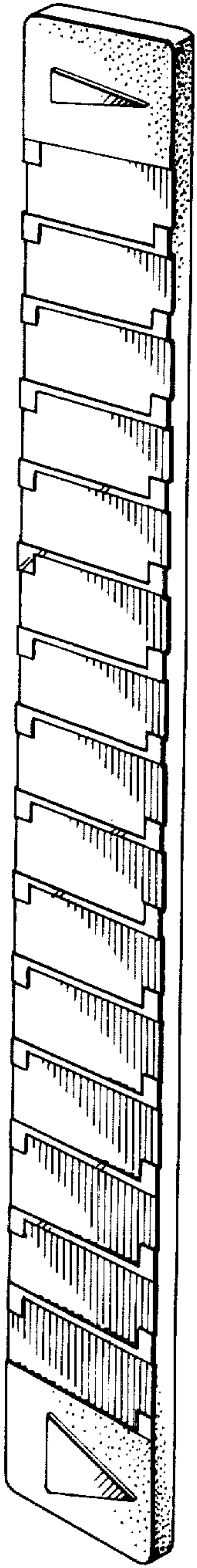


FIG
.6.

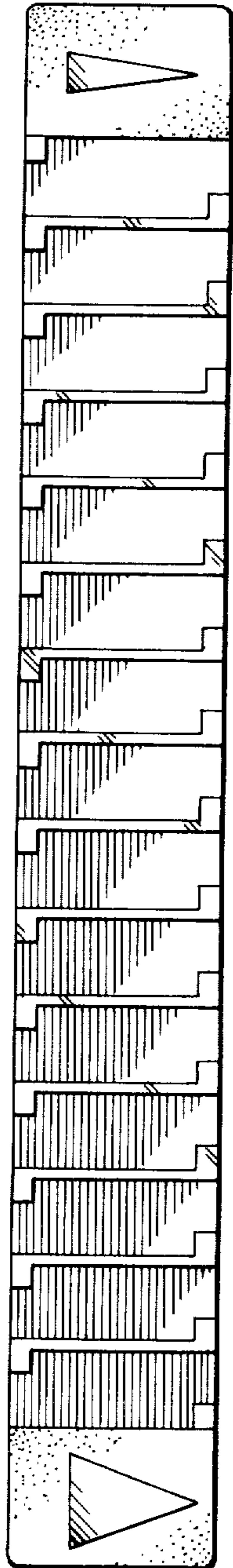


FIG
.7.

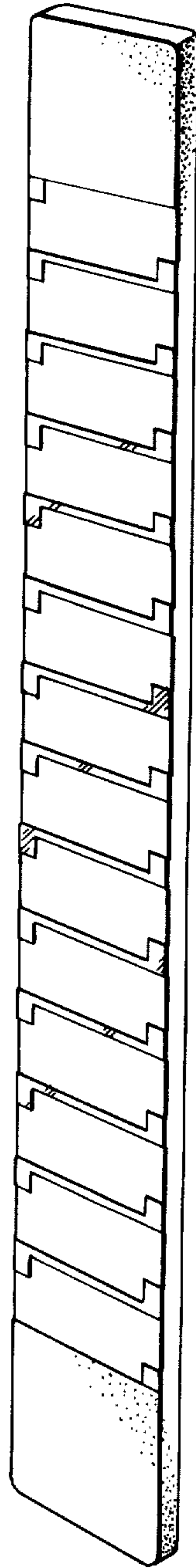


FIG
.8.

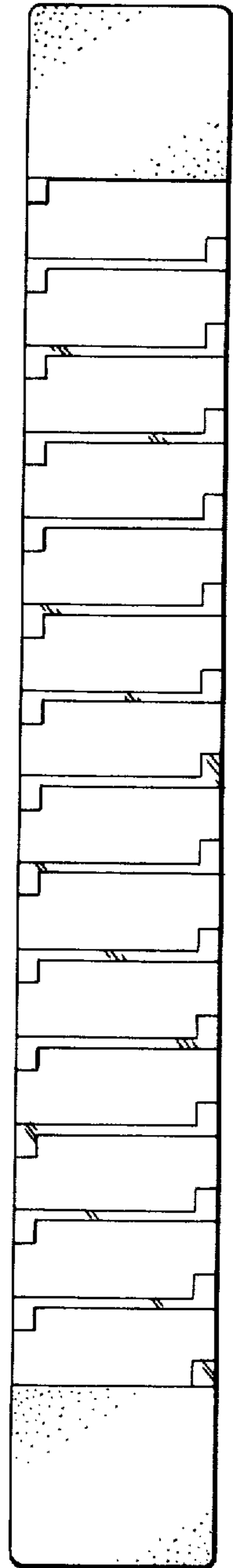


FIG
.9.