

[54] SNOW SKATE

[75] Inventor: **Jeffrey M. Koblick**, Hennepin County, Minn.

[73] Assignee: **K-tel International, Inc.**, Minn.

[**] Term: **14 Years**

[21] Appl. No.: **617,388**

[22] Filed: **Sept. 29, 1975**

[51] Int. Cl. **D21-02**

[52] U.S. Cl. **D34/14 D**

[58] Field of Search D34/5 K, 14 D, 14 E, D34/14 S, 14 A, 40; 272/79 R; 280/11.37 R, 11.37 Z, 11.37 D, 11.37 H, 11.37 N, 11.35 S, 11.35 T, 600, 623, 617, 625, 626; D12/6, 8, 9, 10, 11

[56] **References Cited**

U.S. PATENT DOCUMENTS

2,946,599 7/1960 Hunsbedt 280/600

D. 232,044 7/1974 King D34/14 D

D. 236,963 9/1975 Sovia et al. D12/11

OTHER PUBLICATIONS

Hanover House Gift Guide, 1967, p. 35, "Ski Skates".

Primary Examiner—Joel Stearman
Assistant Examiner—C. A. Rademaker
Attorney, Agent, or Firm—George B. Newitt

[57] **CLAIM**

The ornamental design for a snow skate, as shown and described.

DESCRIPTION

FIG. 1 is a perspective view of a snow skate showing my new design;

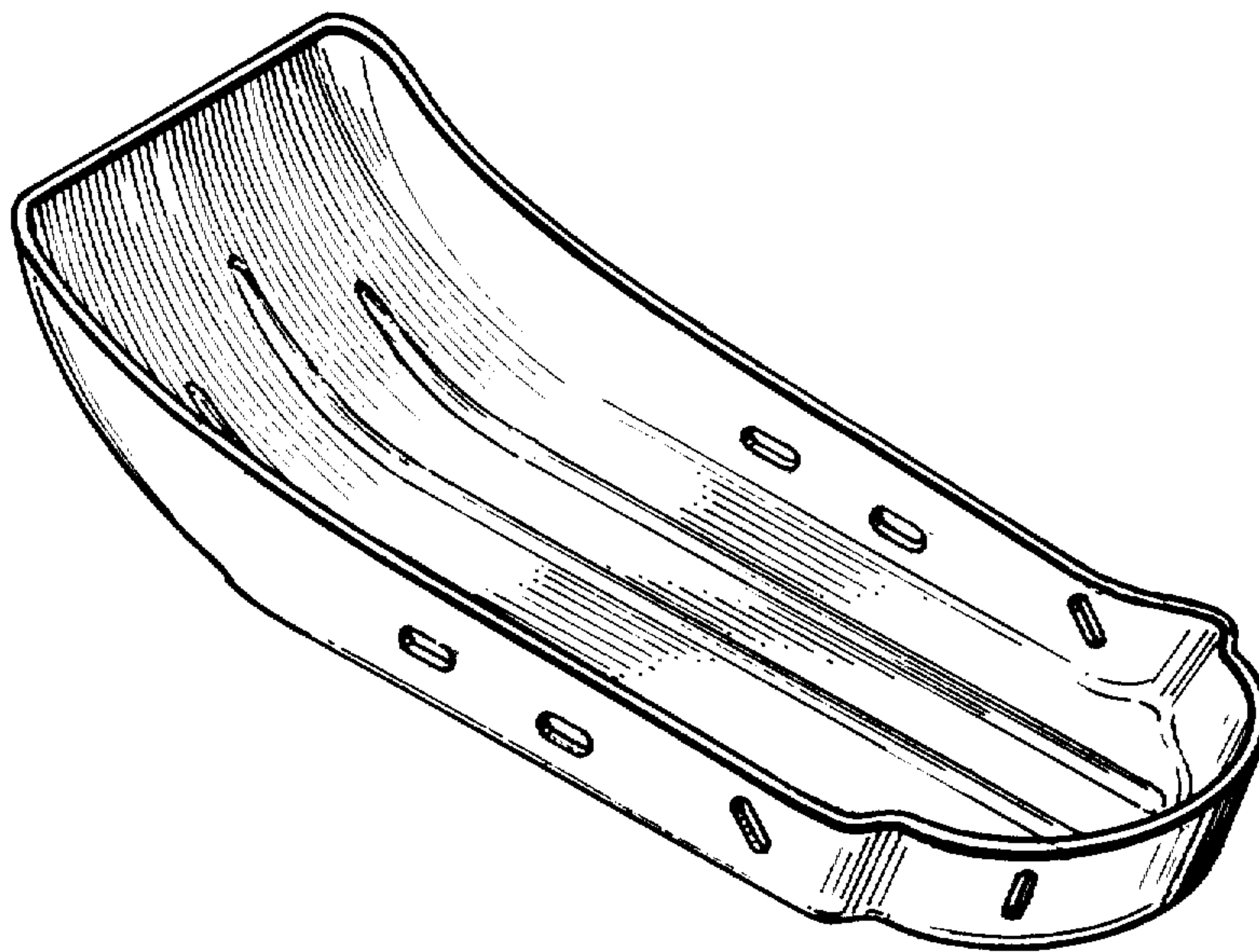
FIG. 2 is a front elevational view thereof;

FIG. 3 is a rear elevational view thereof;

FIG. 4 is a right side elevational view thereof; the left side being substantially a mirror image;

FIG. 5 is a top plan view; and

FIG. 6 is a bottom plan view.




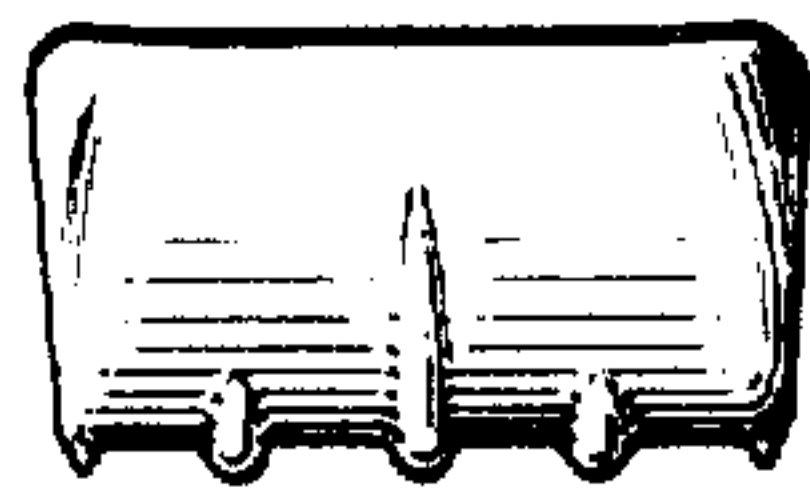
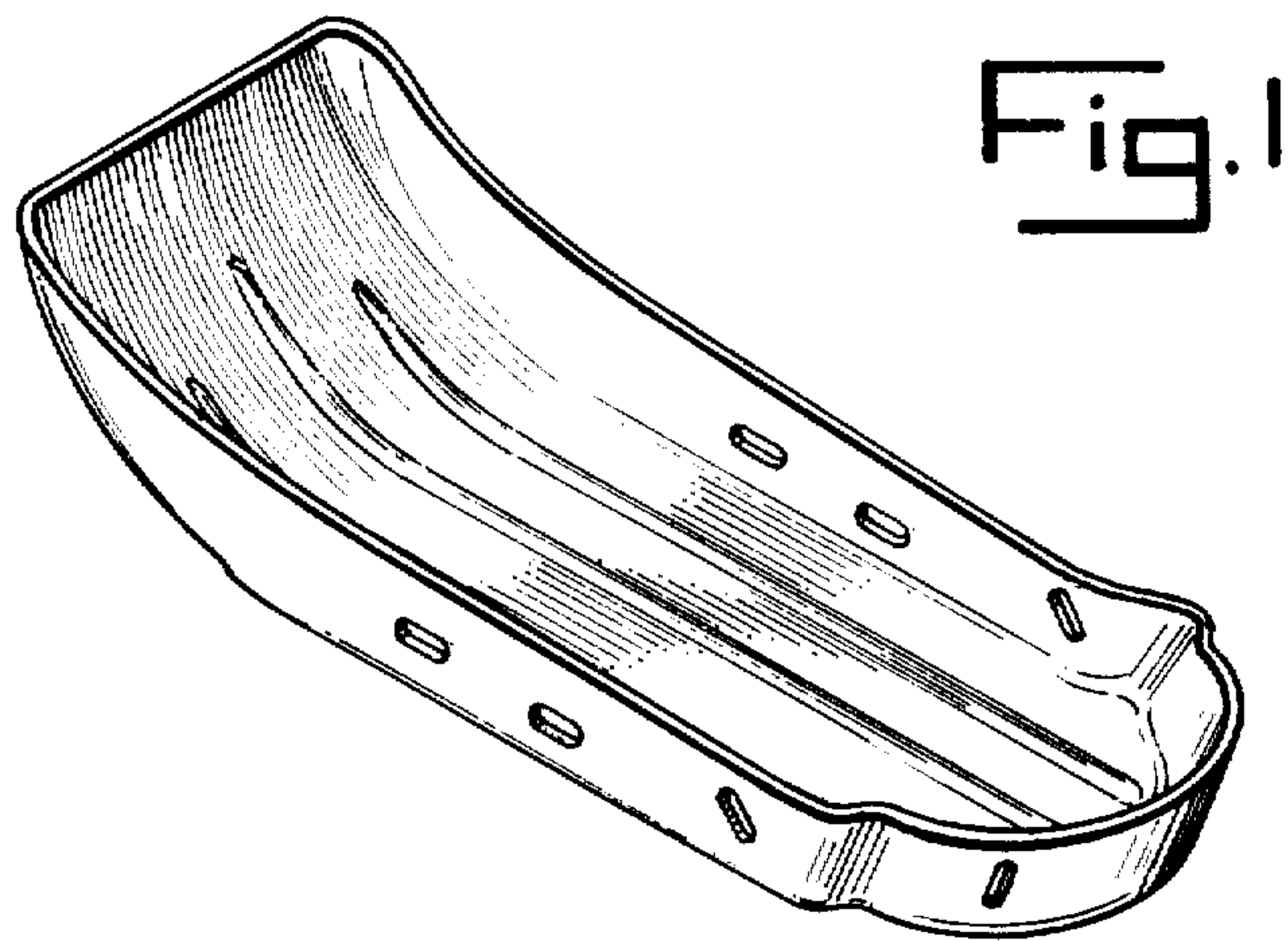


Fig. 2

Fig. 3

Fig. 4



Fig. 5




Fig. 6

