

[54] ELECTRONIC CALCULATING MACHINE

[75] Inventors: Shigetoshi Hazama; Masafumi Yamagami, both of Osaka, Japan

[73] Assignee: Sharp Corporation

[**] Term: 14 Years

[21] Appl. No.: 580,833

[22] Filed: May 27, 1975

[30] Foreign Application Priority Data

Nov. 29, 1974 Japan 49-42789

[51] Int. Cl. D18-01

[52] U.S. Cl. D26/5 C

[58] Field of Search D26/5 R, 5 C; D64/11 B, D64/11 A, 11 C, 11 R; 235/145 R, 145 A

[56] References Cited

U.S. PATENT DOCUMENTS

D. 220,659 5/1971 Yamamoto D64/11 C

D. 234,773 4/1975 Herr et al. D26/5 C
D. 235,879 7/1975 Kitai D26/5 C
D. 235,880 7/1975 Yoshida et al. D26/5 C

Primary Examiner—Wallace R. Burke
Assistant Examiner—Catherine Kemper
Attorney, Agent, or Firm—Paul D. Flehr


[57] CLAIM

The ornamental design for an electronic calculating machine, as shown and described.

DESCRIPTION

FIG. 1 is a perspective view of an electronic calculating machine showing our new design;
FIG. 2 is a top plan view thereof with the display cover closed;
FIG. 3 is a front elevational view thereof;
FIG. 4 is a rear elevational view thereof;
FIG. 5 is a right side elevational view thereof;
FIG. 6 is a left side elevational view thereof; and
FIG. 7 is a bottom plan view thereof.

The broken line showing of the display numerals in FIG. 1 is for illustrative purposes only and forms no part of the claimed design.



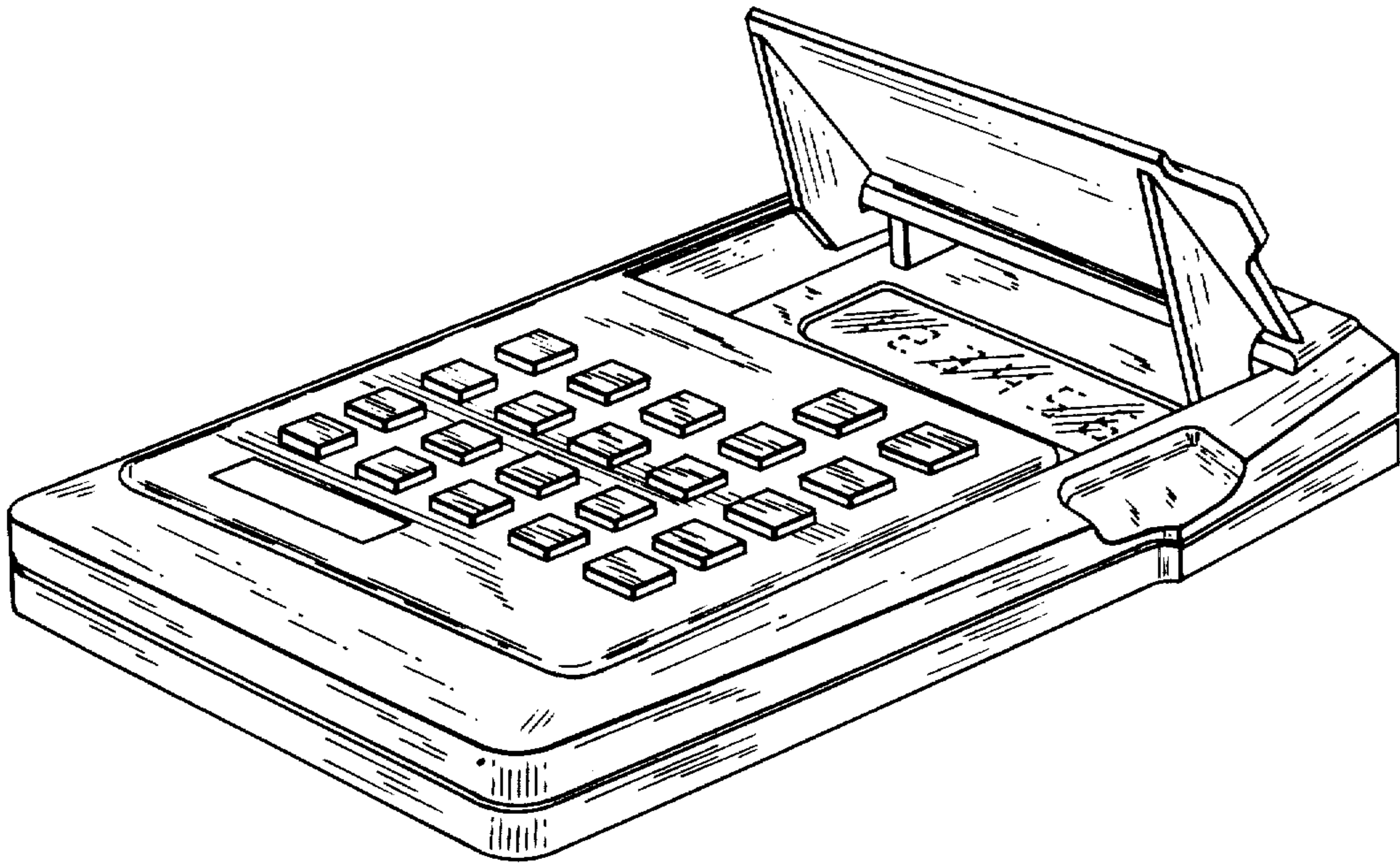


FIG.—1




FIG.—2




FIG.—3




FIG.—4




FIG.—5




FIG.—6




FIG.—7