

[54] **MOTORCYCLE CHAIN WEAR MEASURING GAGE**

[76] **Inventor:** Frederick J. Kuenzig, 16 Bob White Way, Simsbury, Conn. 06070

[\*\*] **Term:** 14 Years

[21] **Appl. No.:** 506,727

[22] **Filed:** Sept. 16, 1974

[51] **Int. Cl.** ..... **D10-04**

[52] **U.S. Cl.** ..... **D10/73**

[58] **Field of Search** ..... D10/73, 64; D86/10 B; D7/105; 33/149 R, 149 A, 149 F, 148 E

[56] **References Cited**

**U.S. PATENT DOCUMENTS**

152,934	7/1974	White	33/149 A
499,039	6/1893	Reimann	33/149 F
703,109	6/1902	Barr	33/148 E
1,199,155	9/1916	Burriss	33/148 E
D. 141,865	7/1945	Smith	D10/73

D. 144,228 3/1946 Winslow ..... D86/10 B

**FOREIGN PATENT DOCUMENTS**

609,741	1926	France	33/149 R
126,214	1919	United Kingdom	33/149 R

*Primary Examiner*—Nelson C. Holtje  
*Attorney, Agent, or Firm*—Spencer T. Smith

[57] **CLAIM**


The ornamental design for a motorcycle chain wear measuring gage, or the like, substantially as shown and described.


**DESCRIPTION**

FIG. 1 is a front elevational view of a motorcycle chain wear measuring gauge showing my new design, the rear being a mirror image thereto;


FIG. 2 is a front elevational view of another embodiment of my new design of FIG. 1 having color contrasts.

The gage is flat and of no appreciable thickness.





*Fig. 1*



*Fig. 2*