

[54] **ROCKING CHAIR**

[75] Inventors: **Robert P. Elsby**, Floyds Knobs; **John R. Strange**, Orleans; **Walter S. Heazlitt, Jr.**, Floyds Knobs, all of Ind.

[73] Assignee: **Paoli Chair Company, Inc.**, Paoli, Ind.

[\*\*] Term: **14 Years**

[21] Appl. No.: **584,416**

[22] Filed: **June 6, 1975**

[51] Int. Cl. .... **D6-01**

[52] U.S. Cl. .... **D6/49**

[58] Field of Search ..... **D6/47-78**

[56] **References Cited**

**U.S. PATENT DOCUMENTS**

D. 43,442	1/1913	Taylor .....	D6/49
D. 115,052	5/1939	Salomon .....	D6/73
D. 224,652	8/1972	Zellick et al. ....	D6/73
D. 237,918	12/1975	Morse et al. ....	D6/49

**OTHER PUBLICATIONS**

Office Appliances, June 1963, p. 114, Arm Chair No. 8328.

Interiors, July 1973, p. 38, Chair No. DC1154 by Dependable.

*Primary Examiner*—Bruce W. Dunkins

*Attorney, Agent, or Firm*—Arthur F. Robert

[57] **CLAIM**

The ornamental design for a rocking chair, as shown.

**DESCRIPTION**

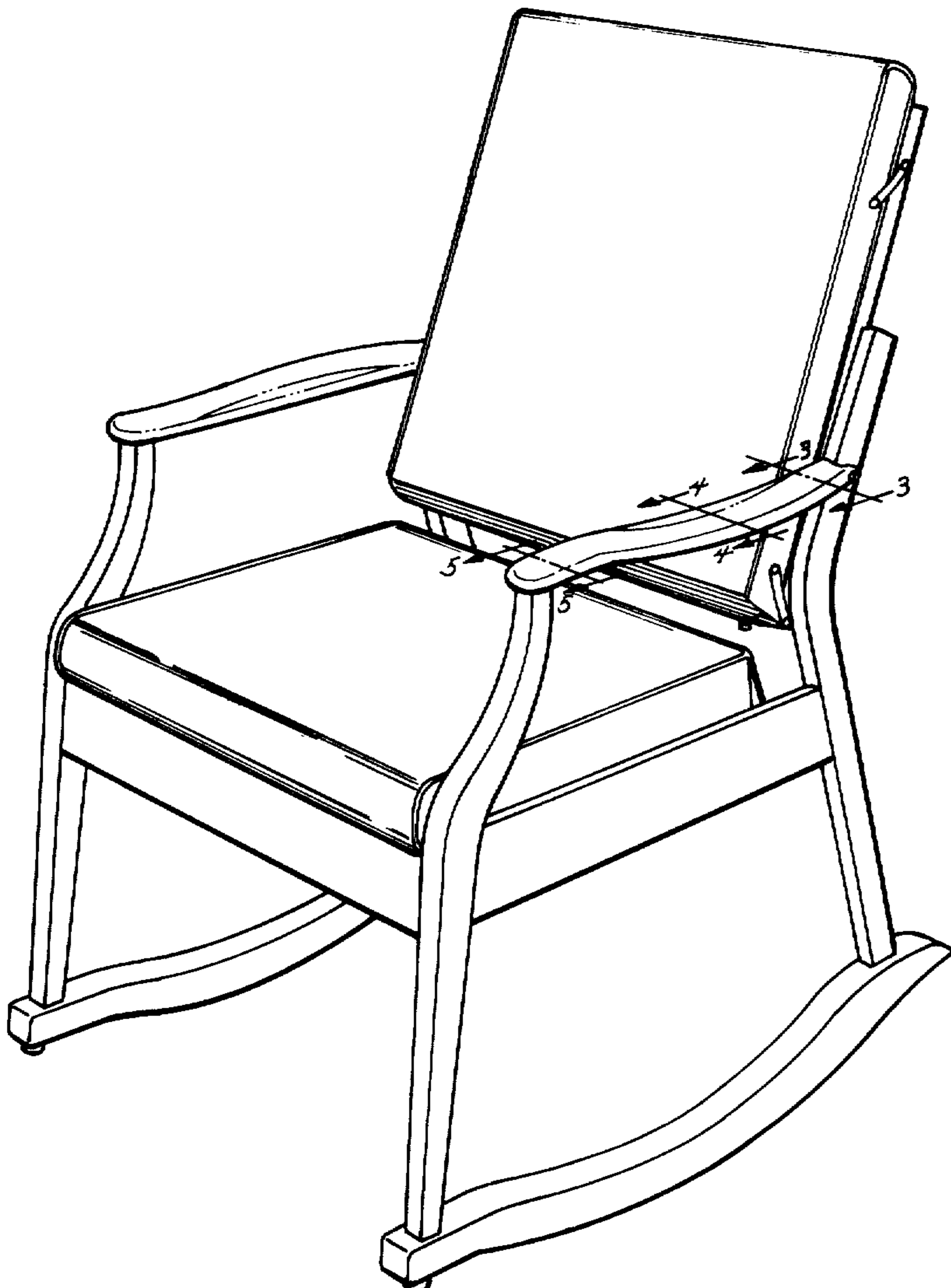
FIG. 1 is a perspective view of a rocking chair embodying the present design;

FIG. 2 is a rear elevation view of the rocker shown in FIG. 1, FIG. 2 being on a reduced scale;

FIG. 3 is a sectional view taken along line 3—3 of FIG. 1;

FIG. 4 is a sectional view taken along line 4—4 of FIG. 1; and

FIG. 5 is a sectional view taken along line 5—5 of FIG. 1.



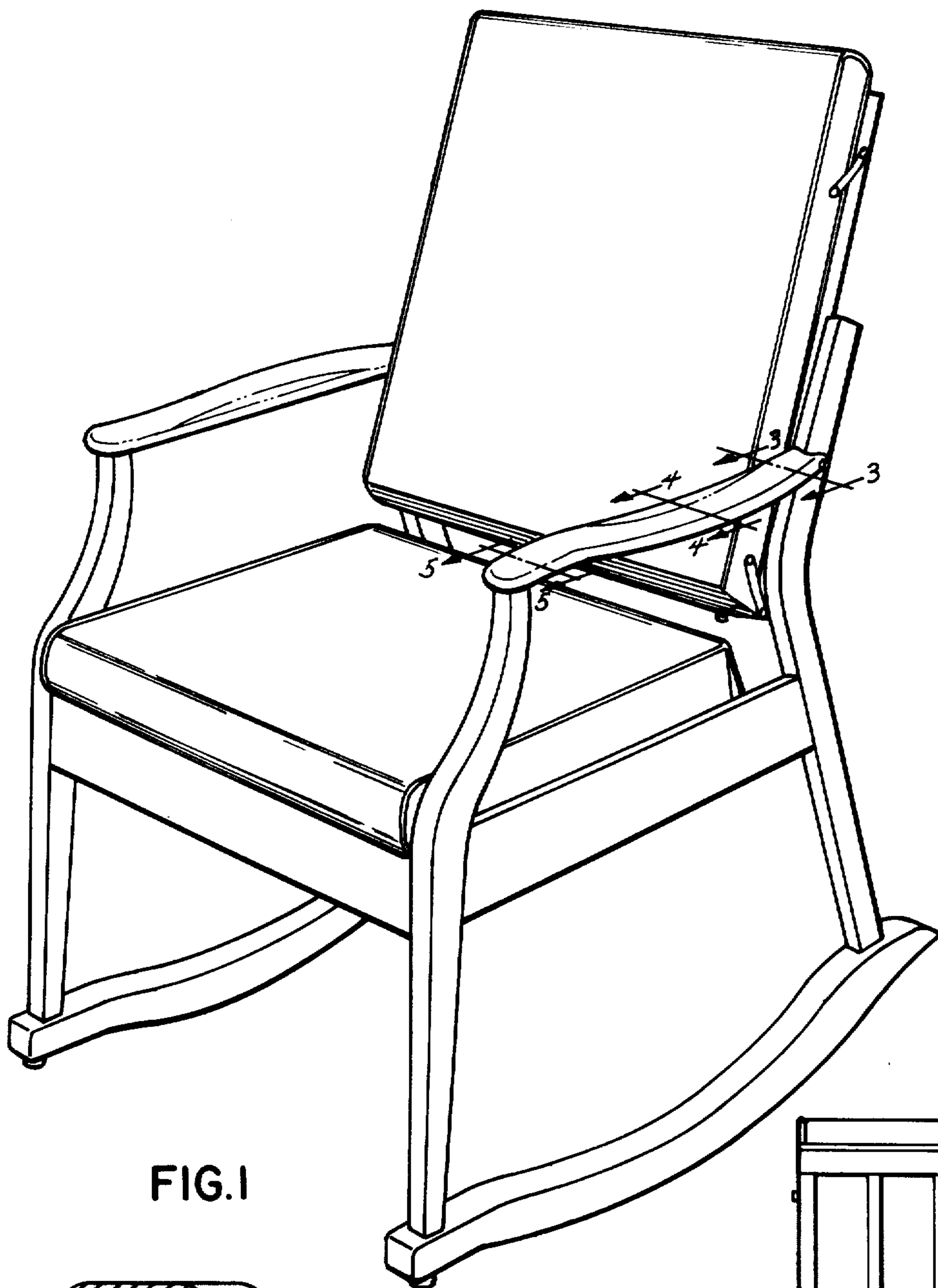


FIG. 1



FIG. 3



FIG. 4



FIG. 5

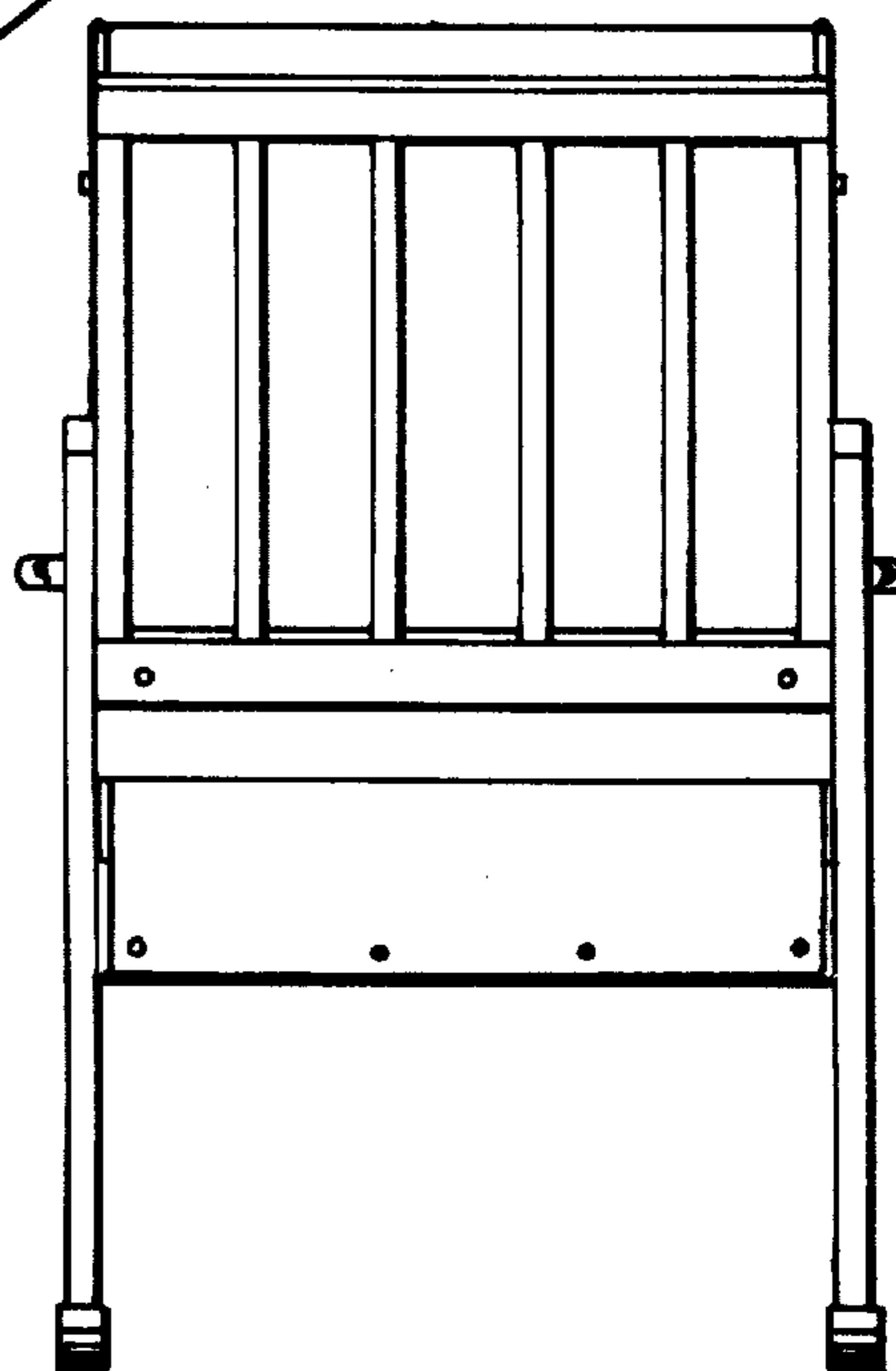


FIG. 2