

[54] ARTICLE OF FLATWARE

[75] Inventor: Robert J. King, Wallingford, Conn.

[73] Assignee: International Silver Company, Meriden, Conn.

[\*\*] Term: 14 Years

[21] Appl. No.: 571,715

[22] Filed: Apr. 25, 1975

[51] Int. Cl. .... D7-03

[52] U.S. Cl. .... D7/137

[58] Field of Search ..... D7/137-152

[56] References Cited

U.S. PATENT DOCUMENTS

D. 154,037	6/1949	Guior	.....	D7/150
D. 185,481	6/1959	Young	.....	D7/137
D. 233,502	11/1974	Rutland	.....	D7/137

OTHER PUBLICATIONS

National Jeweler, Apr. 1962, p. 22, "Cotillion", 1847, Rogers Bros.

House Beautiful, Oct. 1964, p. 39, "Hampton Court," Reed & Barton Sterling.

H. Nils Danish Silver Catalog, Rec'd., 6-1958, p. 10, "Eva".

Primary Examiner—Winifred E. Herrmann

Attorney, Agent, or Firm—Dayton R. Stemple, Jr.

[57] CLAIM

The ornamental design for an article of flatware, as shown and described.

DESCRIPTION

FIG. 1 is a front elevational view of an article of flatware showing my new design as embodied in a fork;

FIG. 2 is a cross-sectional view taken on line 2—2 of FIG. 1;

FIG. 3 is a cross-sectional view taken on line 2—3 of FIG. 1;

FIG. 4 is a cross-sectional view taken on line 4—4 of FIG. 1;

FIG. 5 is a cross-sectional view taken on line 5—5 of FIG. 1;

FIG. 6 is a cross-sectional view taken on line 6—6 of FIG. 1;

FIG. 7 is a side elevational view from the right of FIG. 1;

FIG. 8 is an end elevational view thereof of the handle portion from the bottom of FIG. 1;

FIG. 9 is a front elevational view of an article of flatware showing my new design as embodied in a serving fork;

FIG. 10 is a front elevational view of an article of flatware showing my new design as embodied in a sugar spoon;

FIG. 11 is a front elevational view of an article of flatware showing my new design as embodied in a table spoon;

FIG. 12 is a front elevational view of an article of flatware showing my new design as embodied in a knife;

FIG. 13 is a side elevational view from the left of FIG. 12;

FIG. 14 is a cross-sectional view taken on line 14—of FIG. 13;

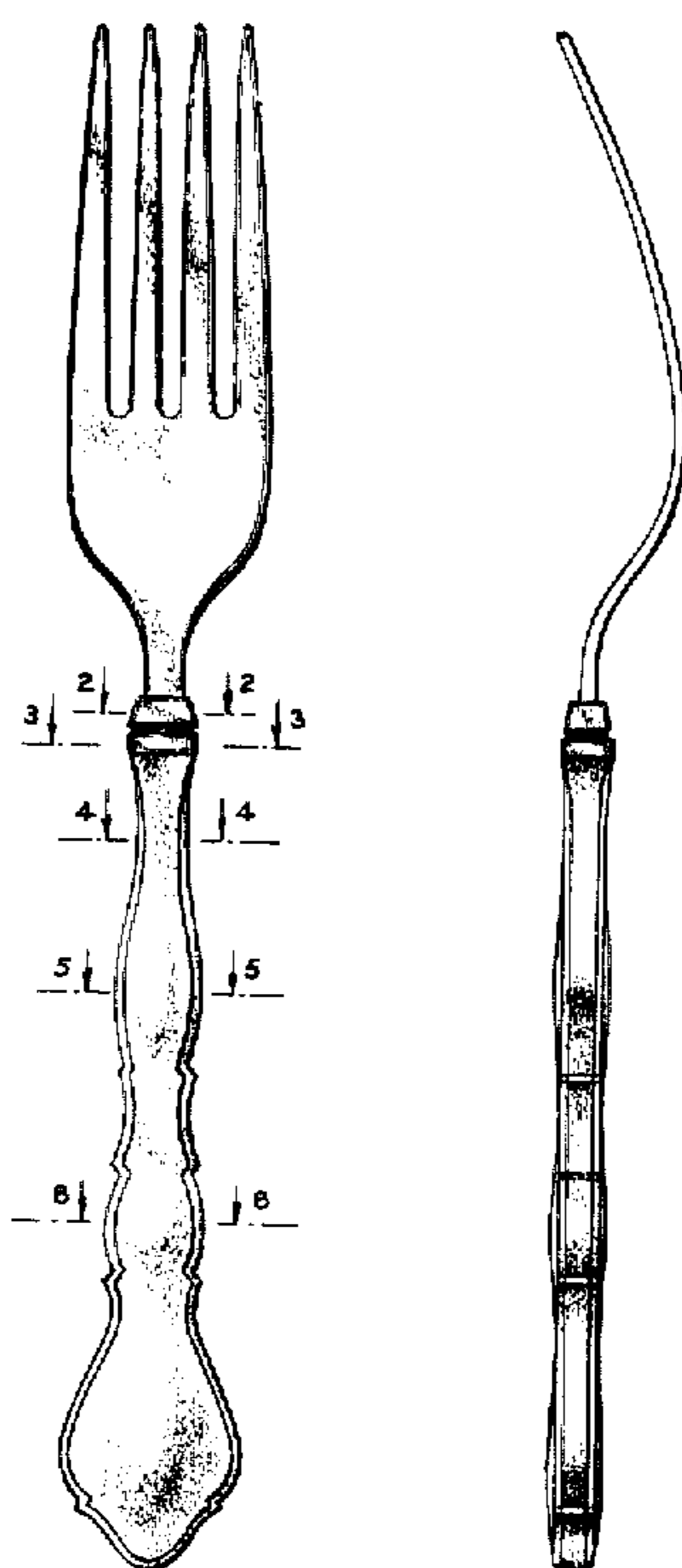
FIG. 15 is a cross-sectional view taken on line 15—15;

FIG. 16 is an enlarged cross-sectional view taken on line 16—16; and

FIG. 17 is an enlarged cross-sectional view taken on line 17—17.

The sides opposite the handle portions shown in FIGS. 1, 7, 9, 10, 11, 12 and 13 are mirror images of the respective sides shown.

The distinguishing feature of my new design for an article of flatware resides in the handle configuration.



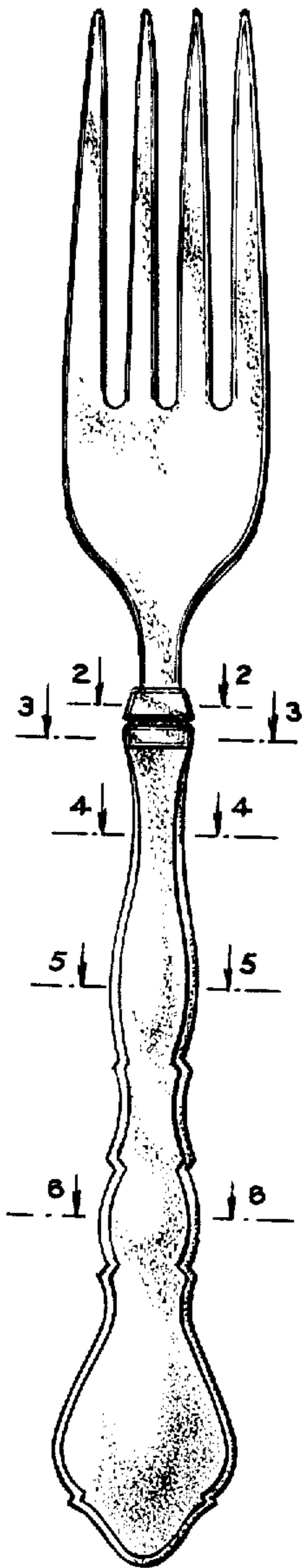


FIG. 1

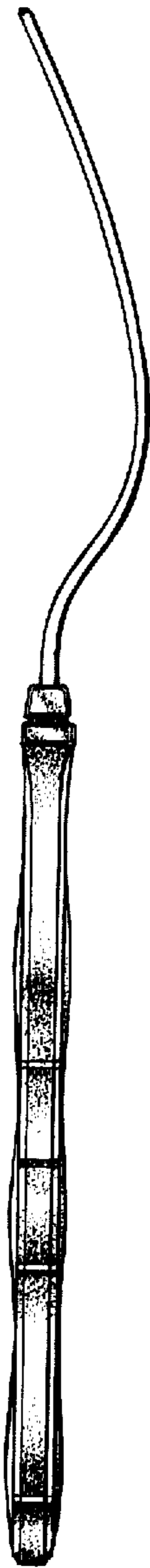


FIG. 7



FIG. 2



FIG. 3



FIG. 4



FIG. 5



FIG. 6

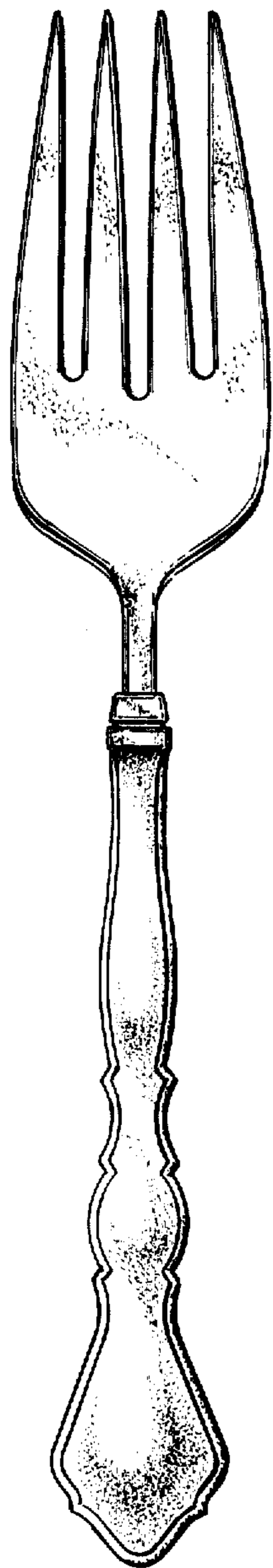


Fig. 9




Fig. 10




Fig. 11

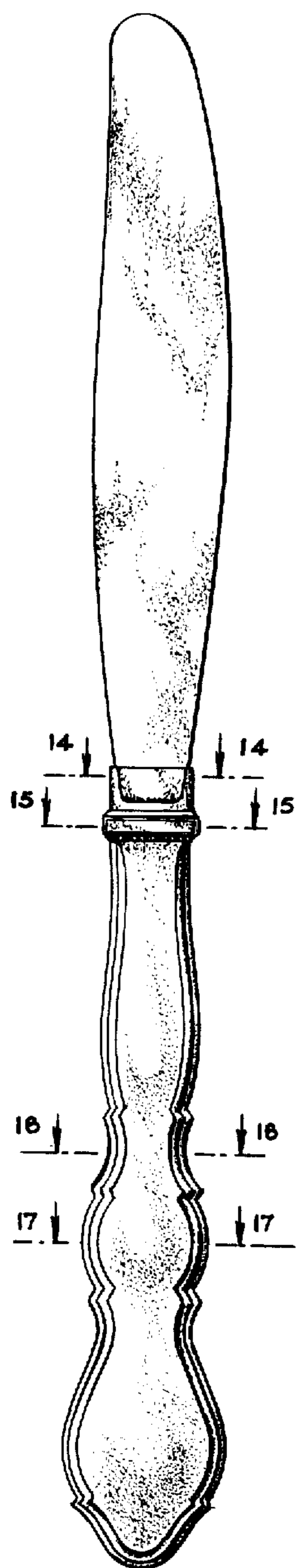


FIG. 12



FIG. 13



FIG. 14



FIG. 15

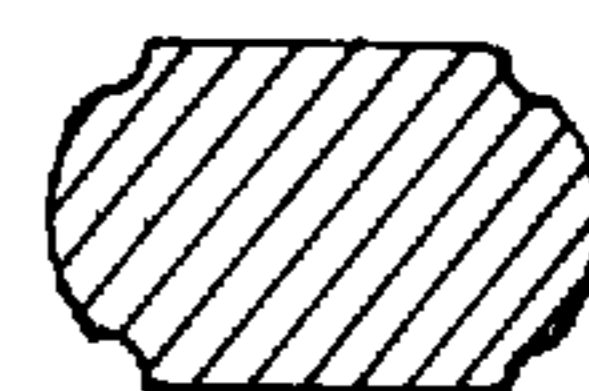


FIG. 16

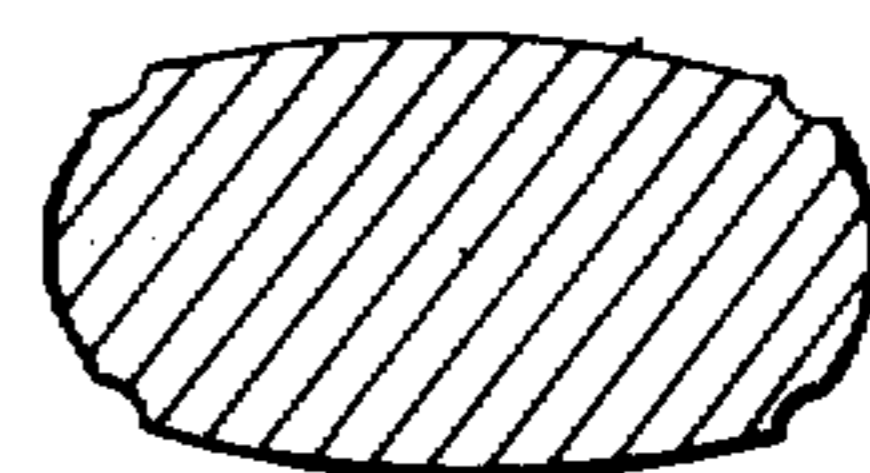


FIG. 17