

[54] EXPANSIBLE LINK CHAIN FOR A BRACELET OR SIMILAR ARTICLE

[75] Inventor: Murray L. Cowan, Norwood, Mass.

[73] Assignee: Textron Inc.

[**] Term: 14 Years

[21] Appl. No.: 616,316

[22] Filed: Sept. 24, 1975

[51] Int. Cl. D11-01

[52] U.S. Cl. D11/23

[58] Field of Search D45/1 R, 4 A-4 E; 63/1 R-6; 59/78, 79 R-79 B

[56] References Cited

U.S. PATENT DOCUMENTS

D. 210,400	3/1968	Augenstein	D45/4 E
D. 210,404	3/1968	Cowan	D45/4 E
D. 222,650	11/1971	Cowan	D45/4 E
D. 228,014	7/1973	Fontaine	D45/4 E

Primary Examiner—Joel Stearman
Assistant Examiner—Louis S. Zarfes
Attorney, Agent, or Firm—Robert L. Thompson

[57] CLAIM

The ornamental design for an expansible link chain for a bracelet or similar article, substantially as shown and described.

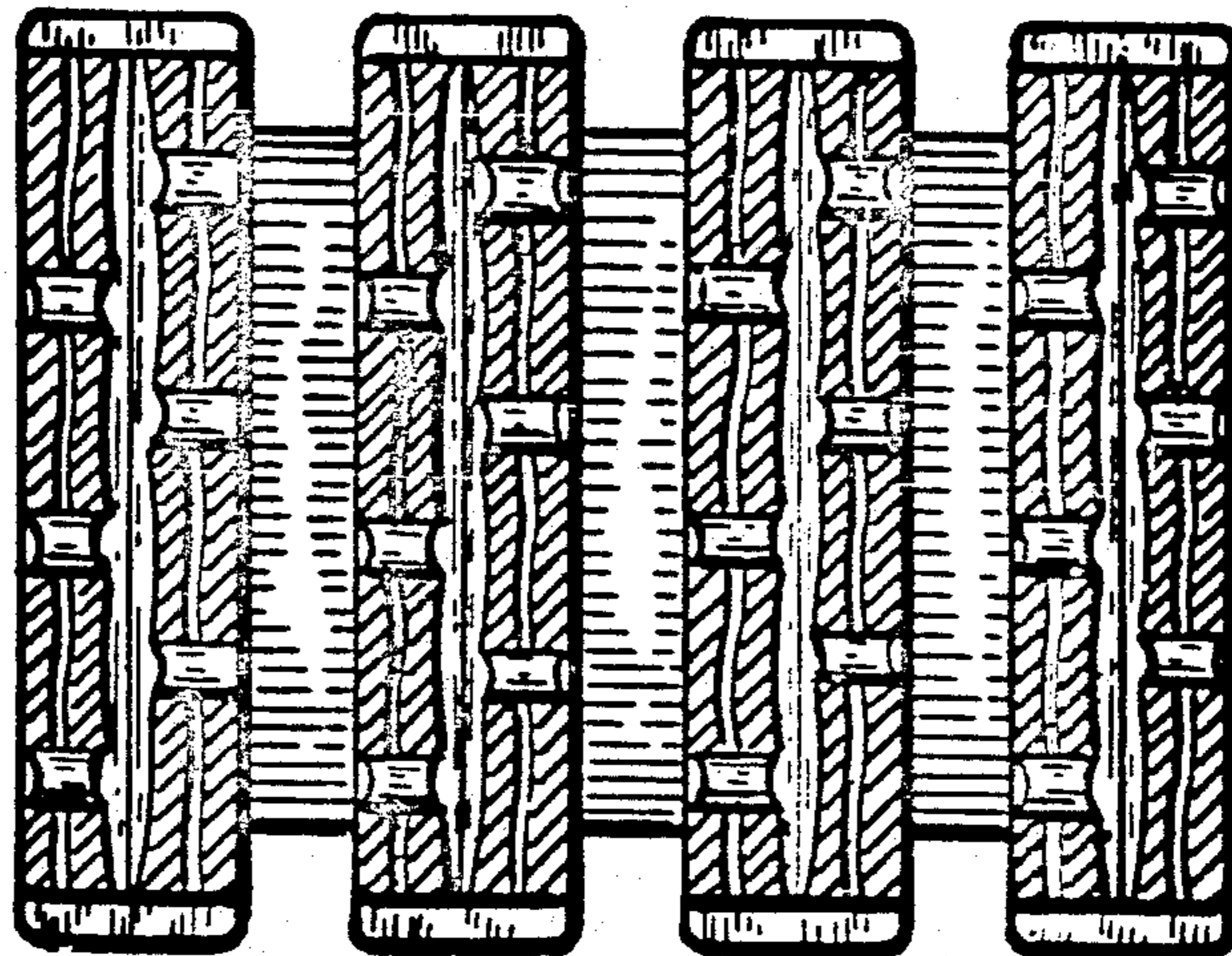
DESCRIPTION

FIG. 1 is a top plan view of an expansible link chain for a bracelet or similar article showing my new design with the links in contracted position;

FIG. 2 is an elevational view similar to FIG. 1 with the links in an expanded position, portions of the conventional appearing bottom links being visible between the expanded top links;

FIG. 3 is an enlarged top plan view of one of the top links of the expansible chain; and

FIG. 4 is an enlarged perspective view of the top link shown in FIG. 3, the opposite side being a mirror image thereof.






FIG. 1

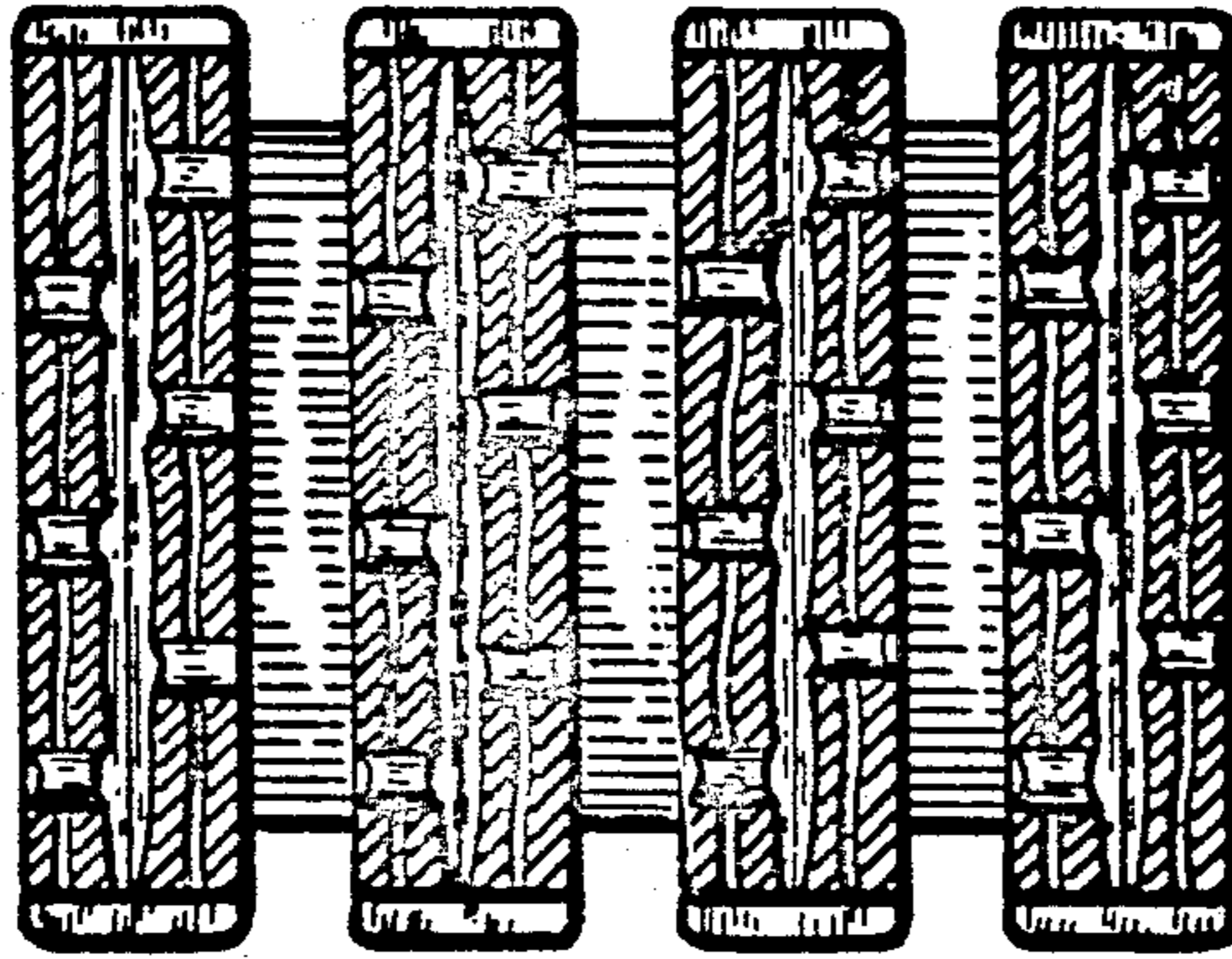


FIG. 2




FIG. 3

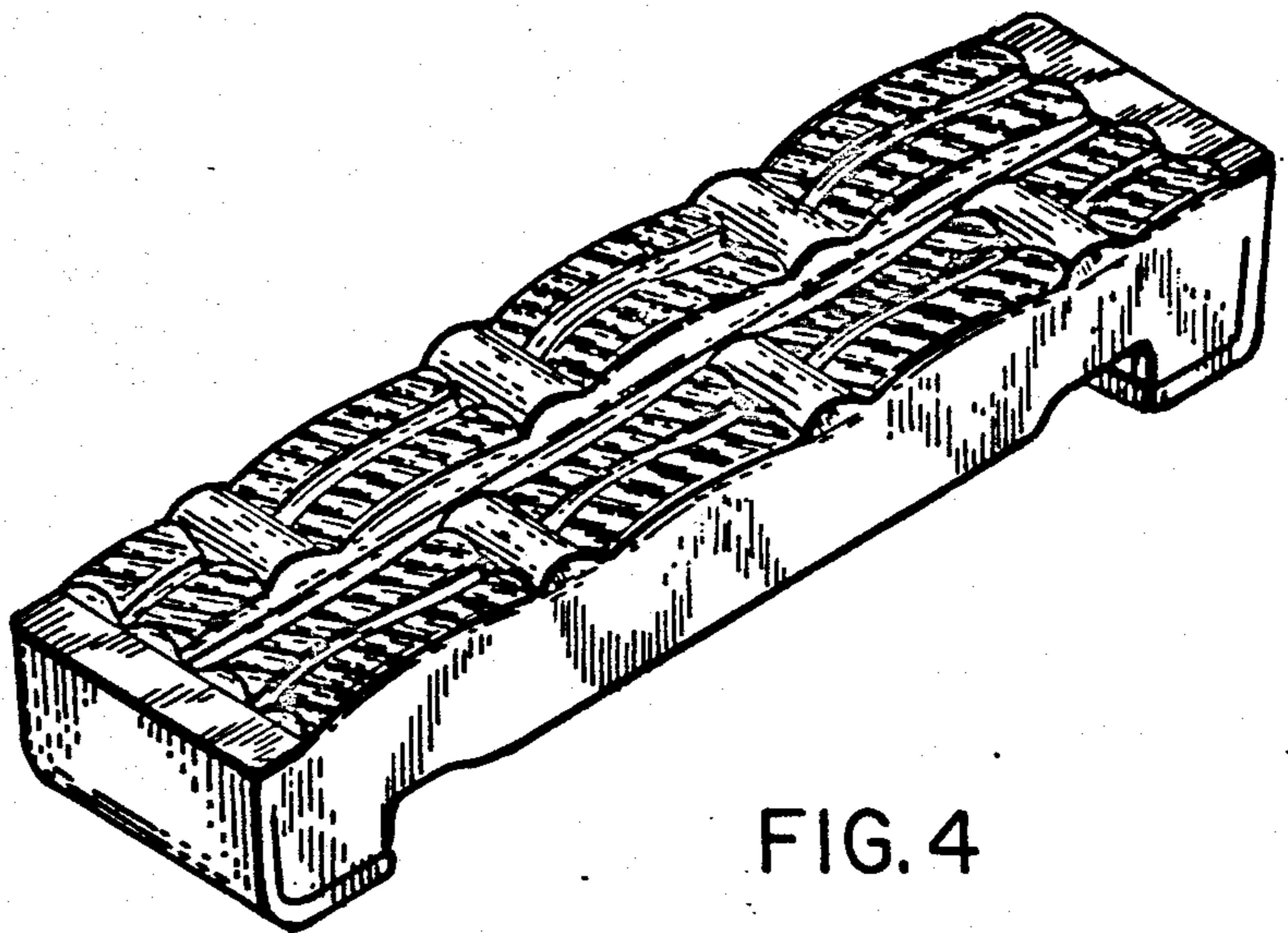


FIG. 4