

[54] **COMBINED RAZOR BLADE CARTRIDGE HOLDER AND LATHER DISPENSING CAP**

[76] Inventor: **Saul A. Hackmyer**, 2335 NE. 172nd St., North Miami Beach, Fla. 33160

[\*\*] Term: **14 Years**

[21] Appl. No.: **592,621**

[22] Filed: **July 2, 1975**

[51] Int. Cl. .... **D28-03**

[52] U.S. Cl. .... **D9/261**

[58] Field of Search ..... D9/171, 186, 193, 194, D9/221, 222, 264, 275, 253, 294, 277-279; D95/3 A; 30/41, 47; 401/264; 222/402.11, 402.21-402.23

3,726,009 4/1973 Hackmyer ..... 30/41  
 D186,350 10/1959 Lerner et al. .... D9/261  
 D228,318 9/1973 Glaberson et al. .... D95/3 A

*Primary Examiner*—Melvin B. Feifer  
*Assistant Examiner*—Louis S. Zarfes  
*Attorney, Agent, or Firm*—Erwin M. Barnett

[57] **CLAIM**

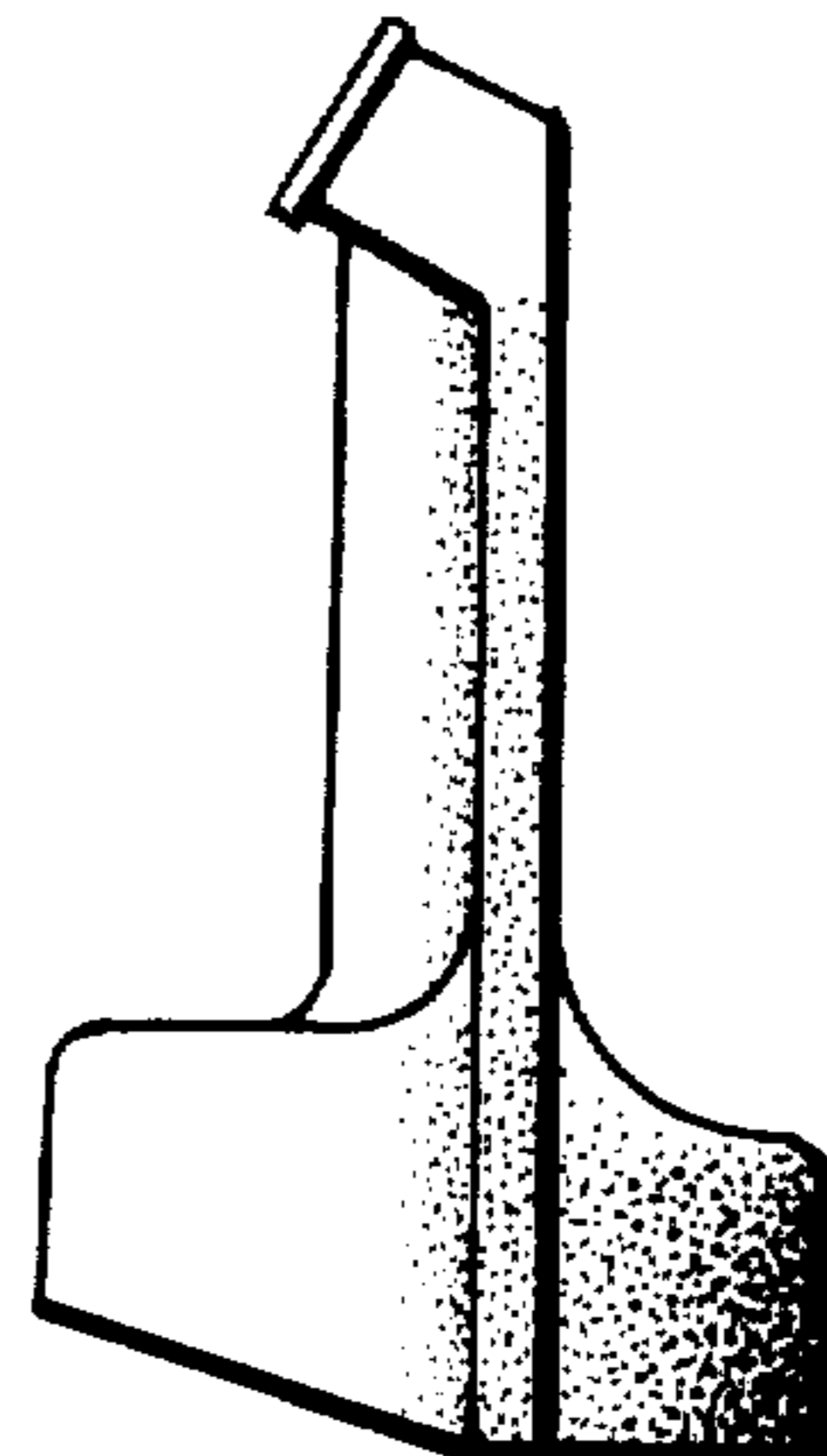

The ornamental design for a combined razor blade cartridge holder and lather dispensing cap, as shown.

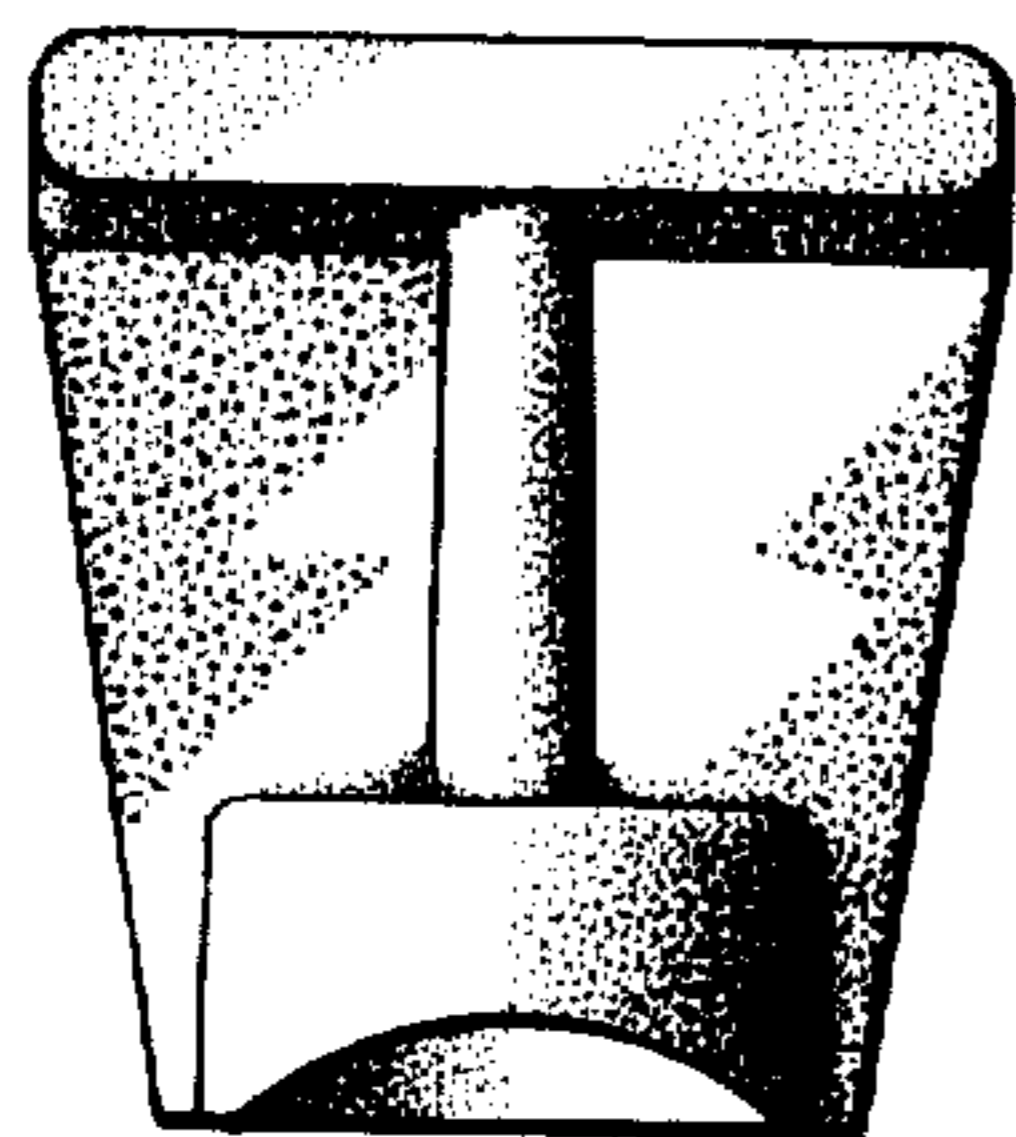
**DESCRIPTION**

FIG. 1 is a front elevational view of a combined razor blade cartridge holder and lather dispensing cap showing my new design;  
 FIG. 2 is a right side elevational view thereof;  
 FIG. 3 is a rear elevational view thereof;  
 FIG. 4 is a bottom plan view thereof; and  
 FIG. 5 is a top plan view thereof.

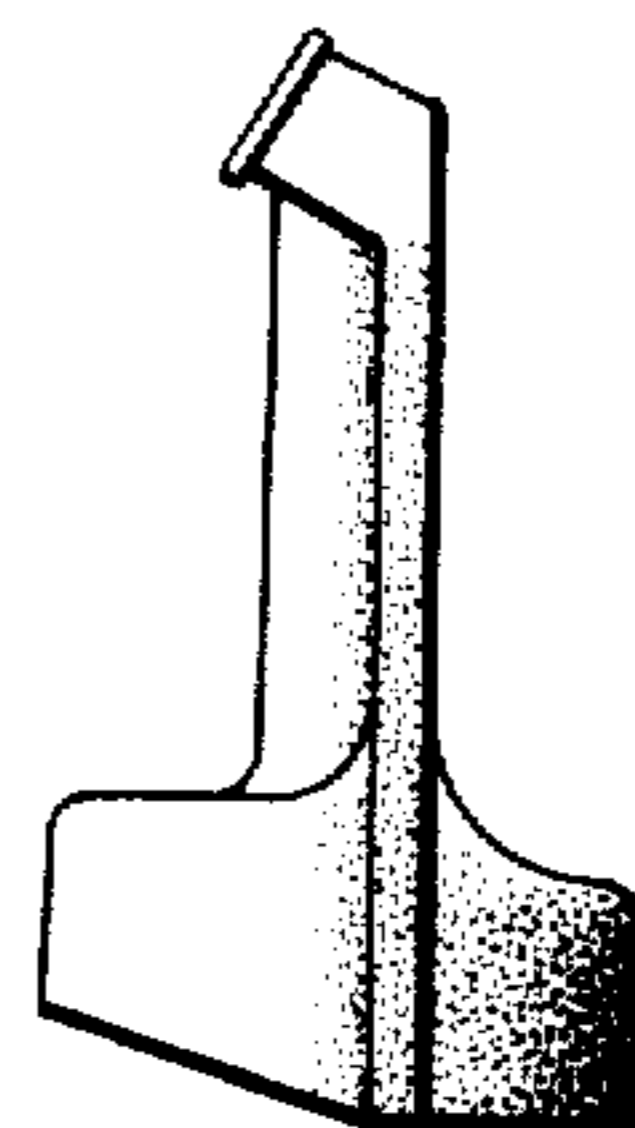
[56] **References Cited**  
**U.S. PATENT DOCUMENTS**

2,300,512	11/1942	Landau	.....	D95/3 B
3,311,975	4/1967	Longuyon	.....	D95/3 A






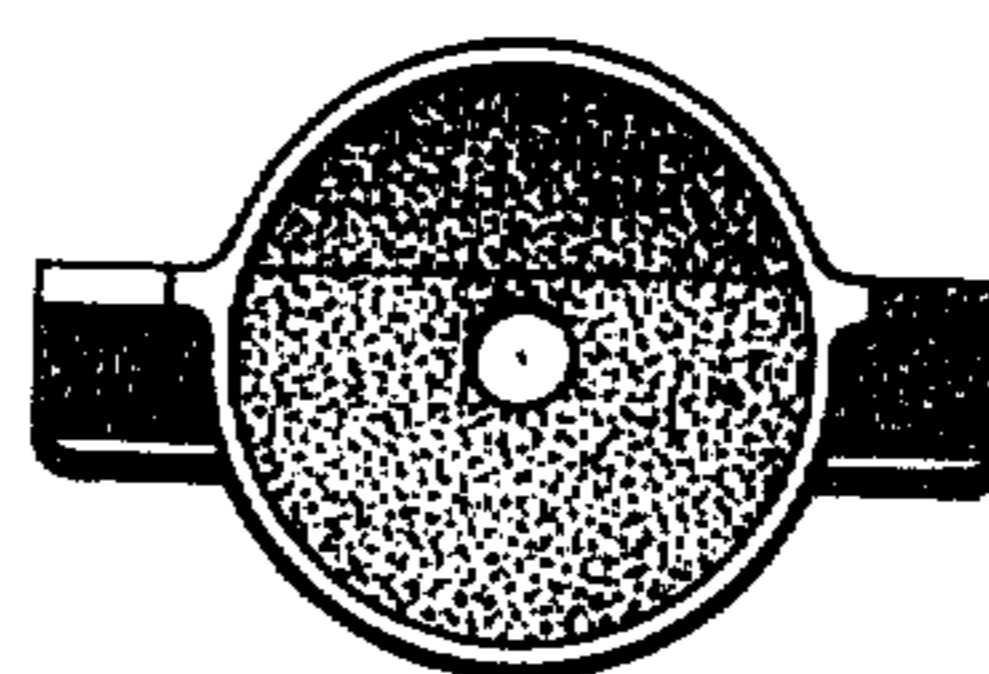
*Fig. 1*



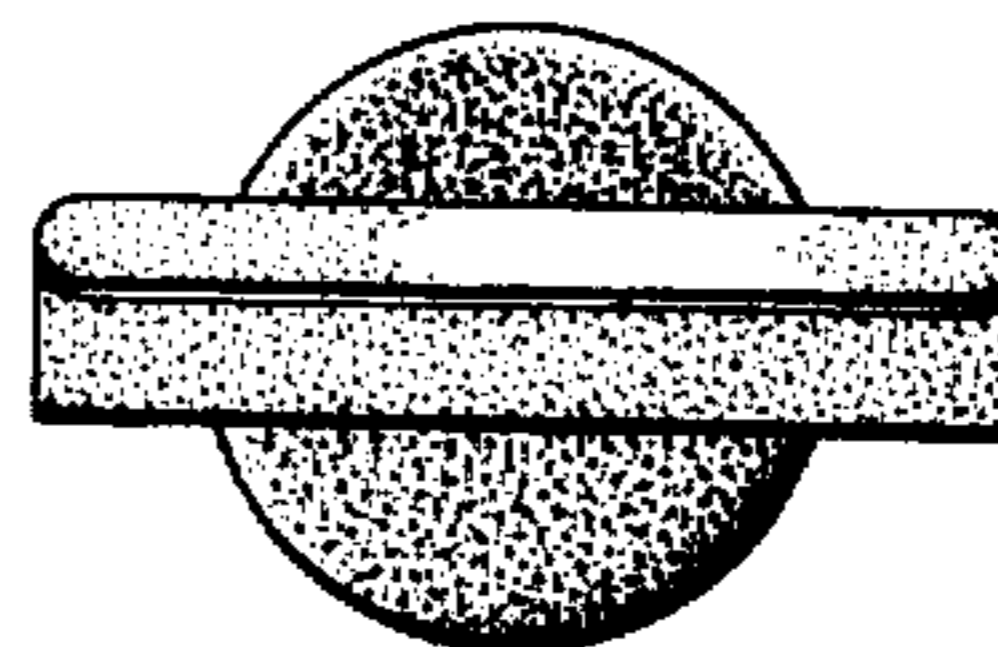
*Fig. 2*



*Fig. 3*



*Fig. 4*



*Fig. 5*