

[54] **FOUR ELEMENT INDOOR TELEVISION ANTENNA**
 [76] Inventor: **Marvin P. Middlemark**, 96 Store Hill Road, Old Westbury, Long Island, N.Y. 11568
 [**] Term: **14 Years**
 [21] Appl. No.: **590,444**
 [22] Filed: **June 26, 1975**
 [51] Int. Cl. **D14-03**
 [52] U.S. Cl. **D26/14 F**
 [58] Field of Search **D26/14 F; 343/805, 809, 343/876, 895**

3,261,019 7/1966 Lundy 343/720
 D185,905 8/1959 Gertz D26/14 F
 D213,375 2/1969 Habig D26/14 F
 D236,506 8/1975 Middlemark D26/14 F
 D236,507 8/1975 Middlemark D26/14 F
 D237,627 11/1975 Middlemark D26/14 F
 D238,683 2/1976 Middlemark D26/14 F

Primary Examiner—Susie J. Mercer
Assistant Examiner—Larry Jones
Attorney, Agent, or Firm—S. Stephen Baker

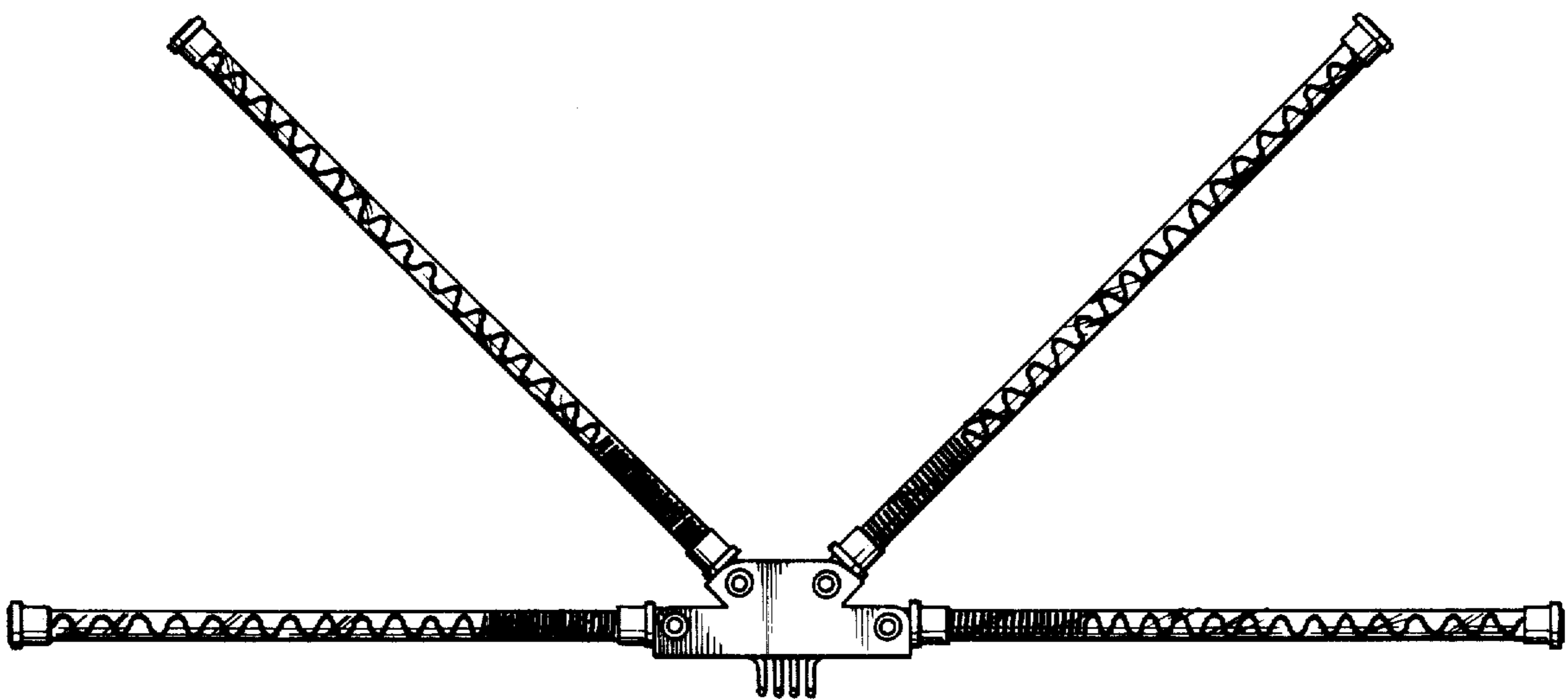
[57] **CLAIM**

The ornamental design for a four element indoor television antenna, as shown.

DESCRIPTION

FIG. 1 is a top plan view of a four element indoor television antenna showing my new design;
 FIG. 2 is a rear elevational view thereof; and
 FIG. 3 is an enlarged side elevational view thereof.

[56] **References Cited**
U.S. PATENT DOCUMENTS
 2,636,986 4/1953 Riderman 343/750
 3,228,031 1/1966 Kitmura et al. 343/805



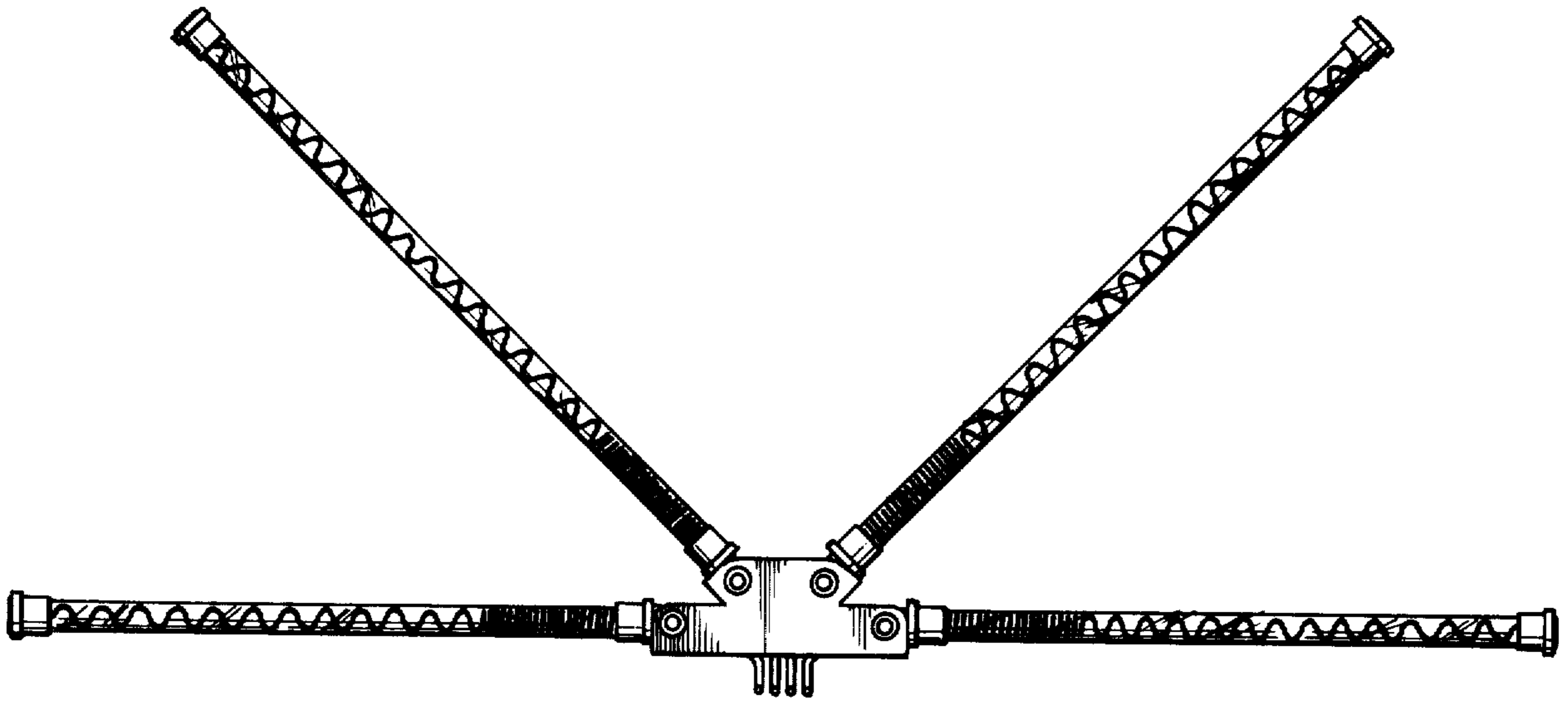


Fig. 1.



Fig. 2.

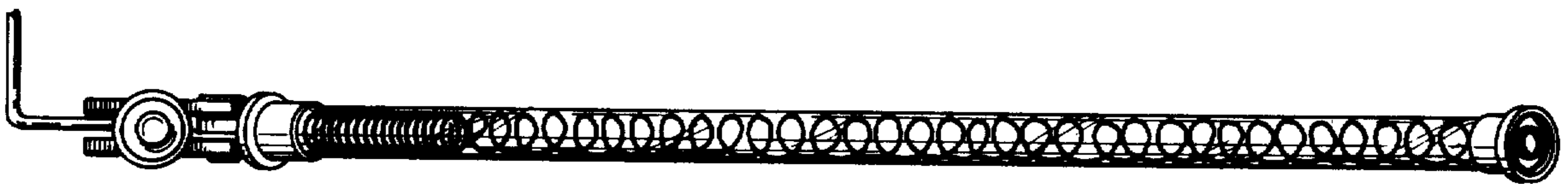


Fig. 3.