

- [54] **FOUNTAIN PEN**
- [75] Inventor: **Michel Grinberg**, Paris, France
- [73] Assignee: **S.T. Dupont**, Paris, France
- [\*\*] Term: **14 Years**
- [21] Appl. No.: **477,584**
- [44] Published under the second Trial Voluntary Protest Program on April 6, 1976 as document No. B 477,584.
- [22] Filed: **June 7, 1974**
- [30] **Foreign Application Priority Data**
- Dec. 11, 1973 France ..... 73.37017
- [51] **Int. Cl.** ..... **D19-06**
- [52] **U.S. Cl.** ..... **D19/49**
- [58] **Field of Search** ..... **D19/35-36, D19/41-51, 56-57**
- [56] **References Cited**
- U.S. PATENT DOCUMENTS**
- D205,022 6/1966 Boss ..... D19/49

D218,491 8/1970 Bovin et al. .... D19/49

**OTHER PUBLICATIONS**

Bainbridge, Kimpton & Haupt, Inc. Cat., 1962, p. 329, item, dollar cartridge pen.  
Office Appliances, Dec. 1964, p. 85, item No. 14.

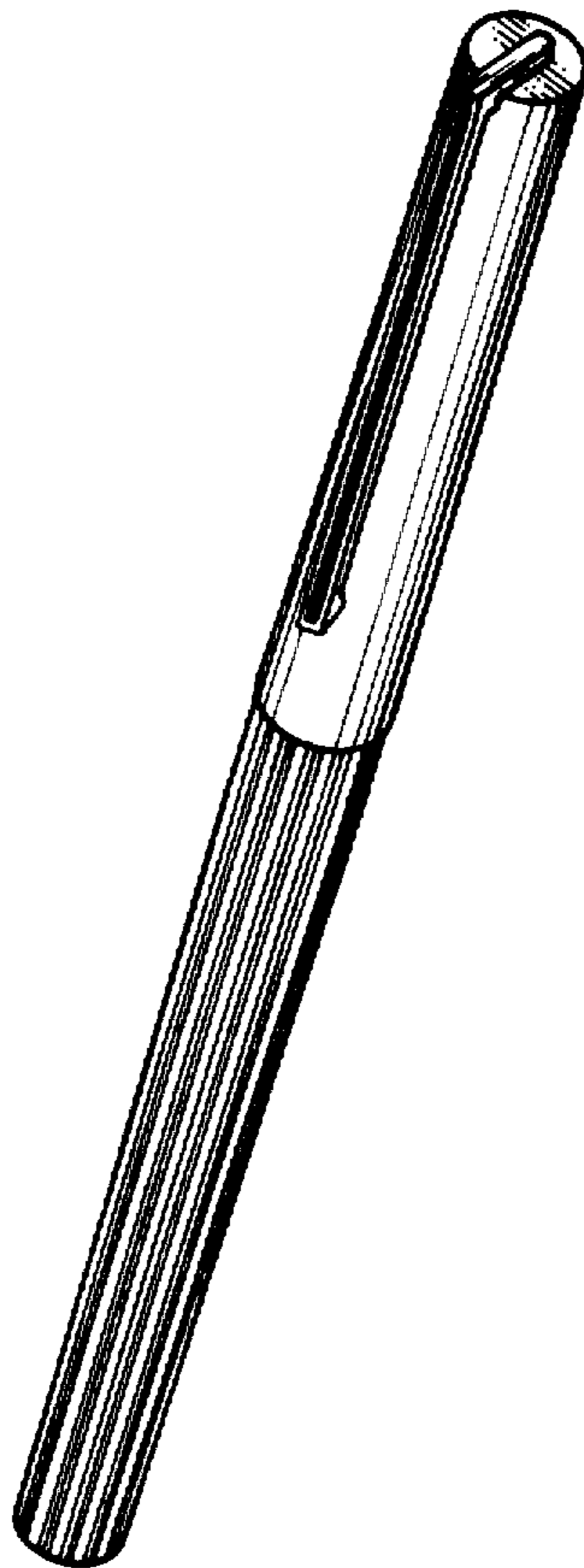
*Primary Examiner*—Joel Stearman  
*Assistant Examiner*—George P. Word  
*Attorney, Agent, or Firm*—Eric H. Waters

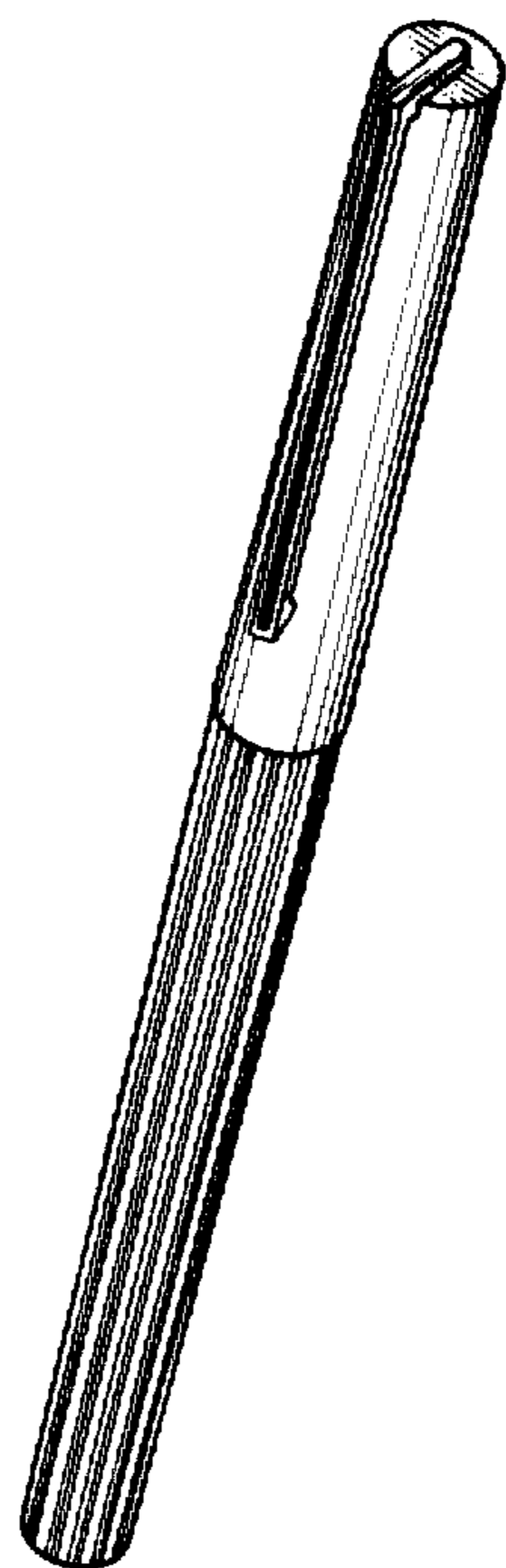
[57] **CLAIM**

The ornamental design for a fountain pen, substantially as shown.

**DESCRIPTION**

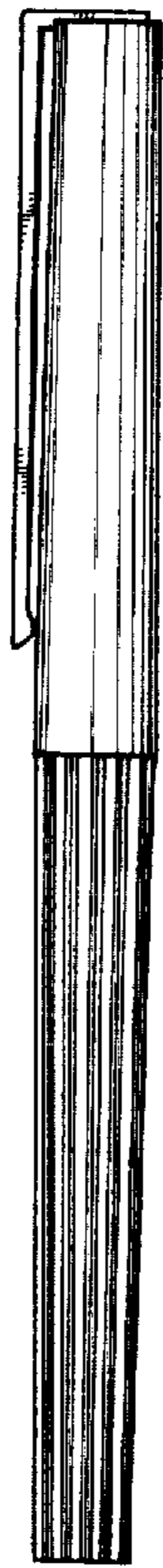
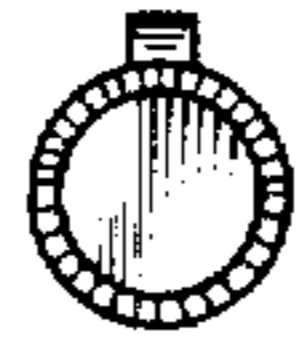
FIG. 1 is a perspective view of a fountain pen showing my new design;  
FIG. 2 is a right side elevational view;  
FIG. 3 is a front elevational view;  
FIG. 4 is a left side elevational view;  
FIG. 5 is a bottom plan view thereof, and  
FIG. 6 is a top plan view thereof.





*FIG. 1*

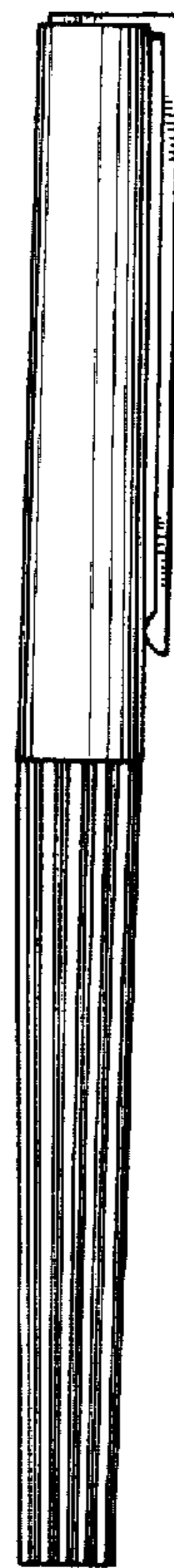
*FIG. 5*



*FIG. 2*



*FIG. 3*



*FIG. 4*



*FIG. 6*