

**United States Patent** [19]  
**Moberg**

[11] **Des. 242,808**  
[45] \*\* **Dec. 21, 1976**

[54] **TELEPHONE ACCESSORY**

[75] **Inventor: Robert S. Moberg, Monrovia, Calif.**

[73] **Assignee: Graphic Marking Systems, Inc.,  
Monrovia, Calif.**

[\*\*] **Term: 14 Years**

[21] **Appl. No.: 565,519**

[22] **Filed: Apr. 7, 1975**

[51] **Int. Cl. .... D14-03**

[52] **U.S. Cl. .... D26/14 A**

[58] **Field of Search .... D19/86, 21, 87, 91;  
40/335, 336, 339; D26/14 A**

[56] **References Cited**

**U.S. PATENT DOCUMENTS**

|           |         |                     |          |
|-----------|---------|---------------------|----------|
| 1,983,443 | 12/1934 | Duccska et al. .... | 40/336 X |
| 2,795,877 | 6/1957  | Falk .....          | 40/336   |

|            |        |              |          |
|------------|--------|--------------|----------|
| 2,981,021  | 4/1961 | Clark .....  | 40/336   |
| D. 215,054 | 8/1969 | Swertz ..... | D26/14 A |
| D. 229,757 | 1/1974 | Hansen ..... | D26/14 A |

*Primary Examiner*—Bernard Ansber  
*Attorney, Agent, or Firm*—Donald D. Mon

[57] **CLAIM**

The ornamental design for a telephone accessory, as shown and described.

**DESCRIPTION**

FIG. 1 is a front elevation of a telephone accessory showing my new design;  
FIG. 2 is an elevation as seen in the direction of line 2-2 of FIG. 2;  
FIG. 3 is a bottom plan view thereof; and  
FIG. 4 is a cross-section taken on line 4-4 of FIG. 2.  
The broken lines are shown for illustrative purposes only.

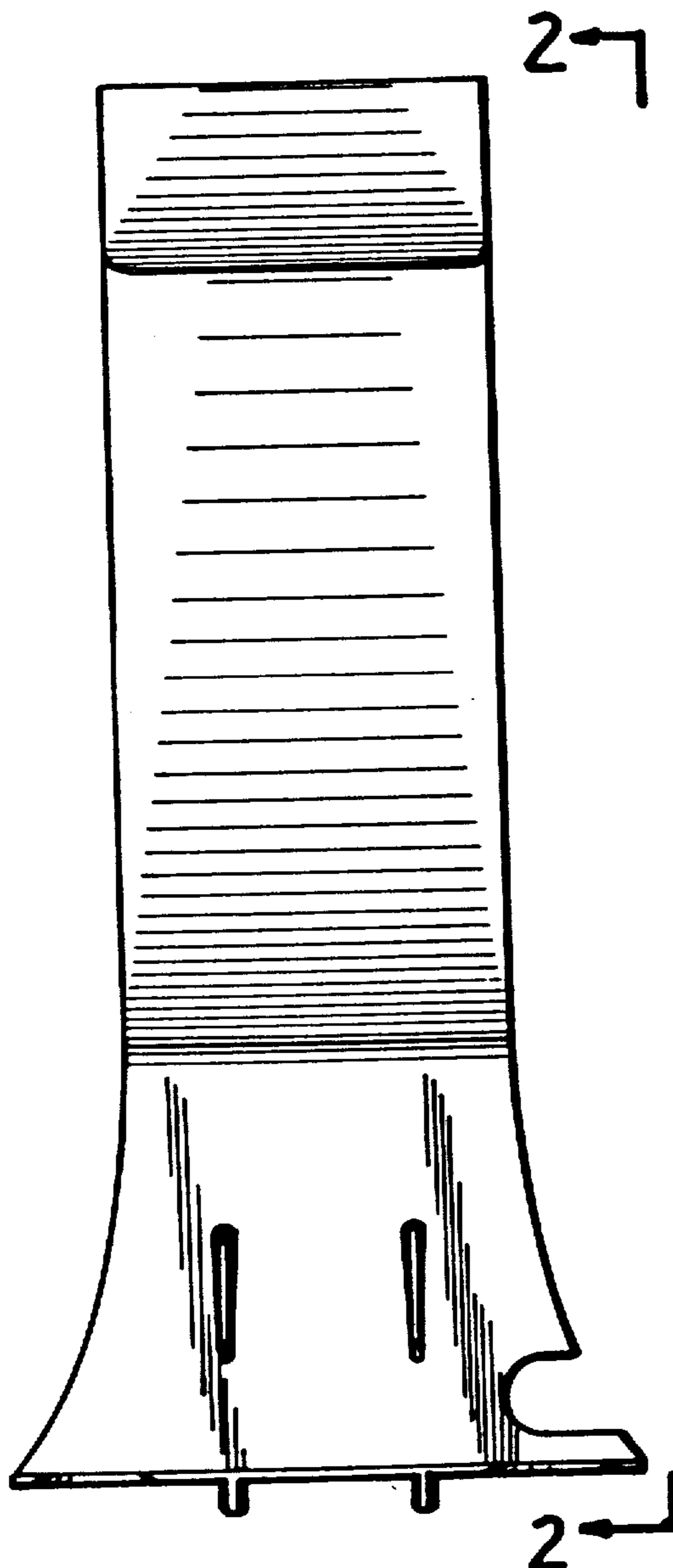


FIG. 1

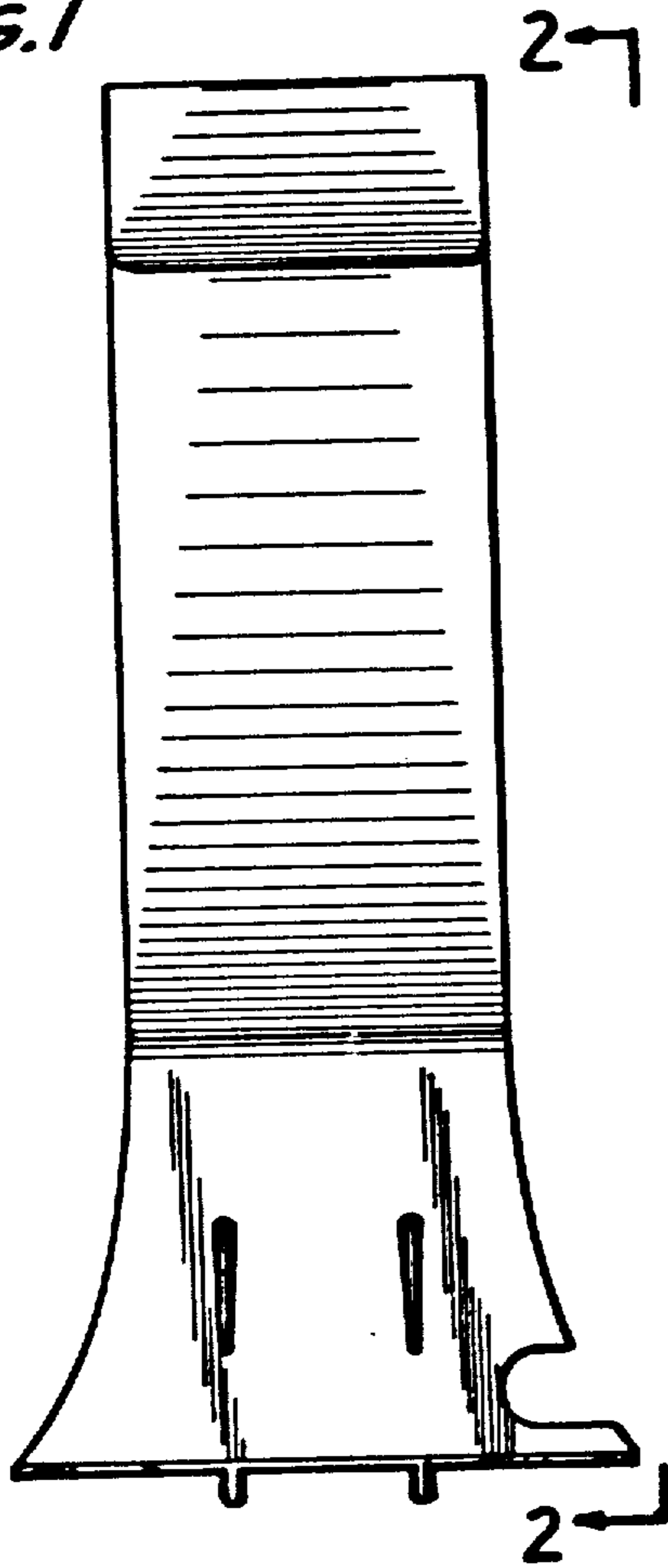


FIG. 2

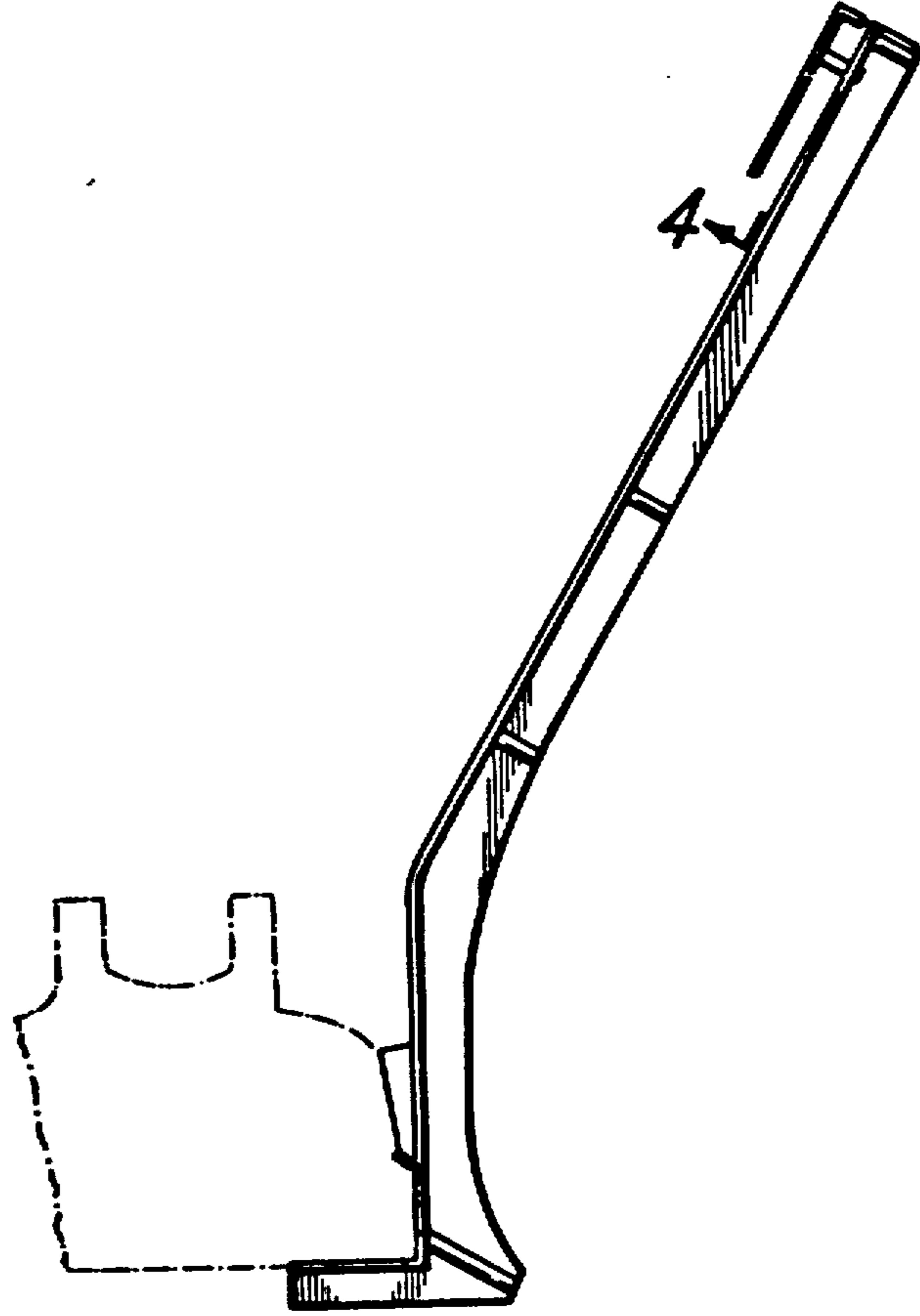


FIG. 3

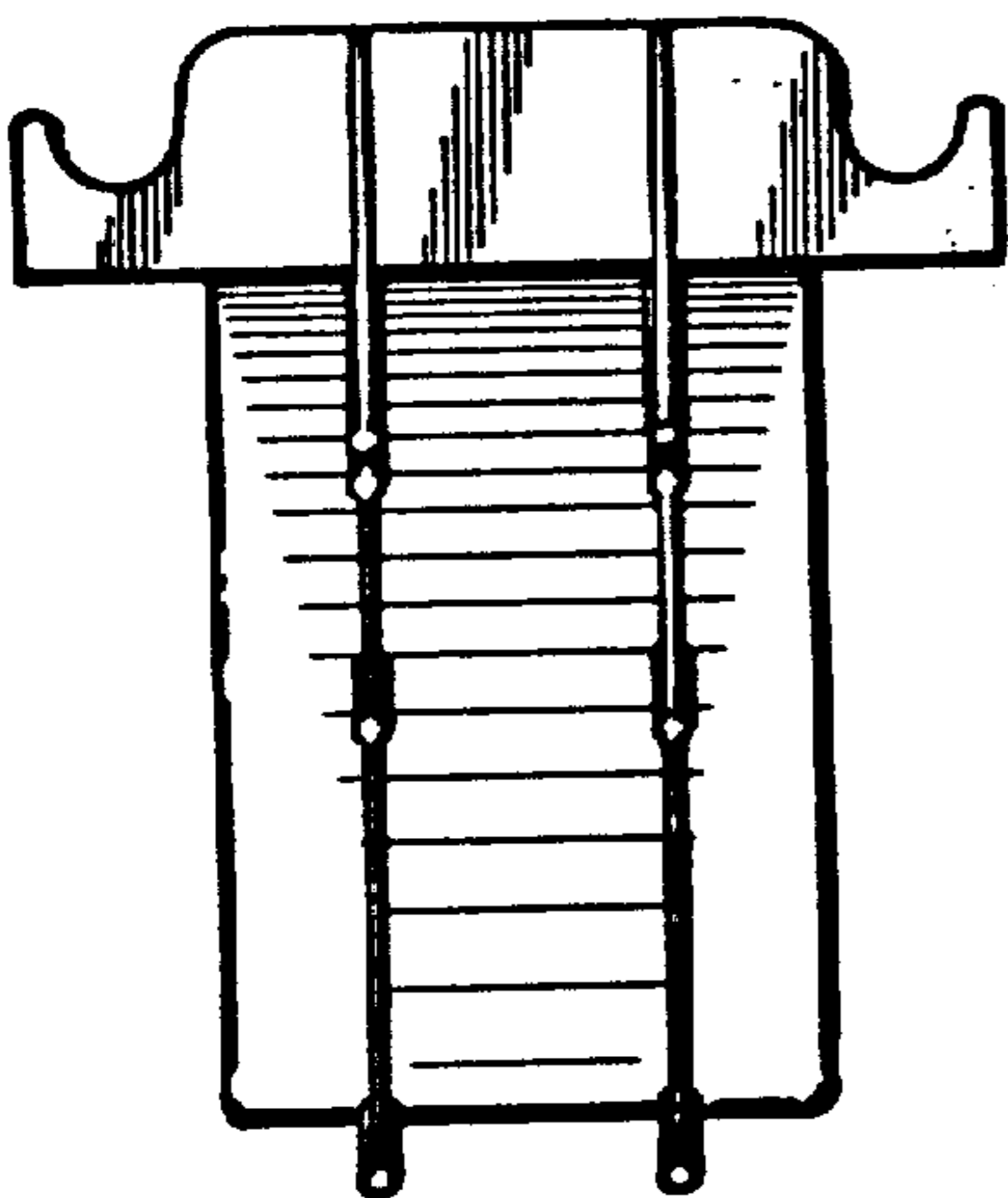


FIG. 4

