

[54] ARTIFICIAL FISH LURE

[75] Inventor: **Jack E. Davis**, Georgetown, Fla.

[73] Assignee: **Victor Comptometer Corporation**,
Chicago, Ill.

[**] Term: **14 Years**

[21] Appl. No.: **670,736**

[22] Filed: **Mar. 26, 1976**

[51] Int. Cl. **D22-05**

[52] U.S. Cl. **D22/27**

[58] Field of Search 43/42, 48; D22/27-29

[56] References Cited

U.S. PATENT DOCUMENTS

D. 177,043	3/1956	Haak, Jr.	D22/28
D. 198,380	6/1964	Horeck	D22/28
D. 217,455	5/1970	McCutcheon	D22/27
D. 230,592	3/1974	Davis	D22/27

Primary Examiner—William N. Wertman

Attorney, Agent, or Firm—Robert E. Woodhams

[57] CLAIM

The ornamental design for an artificial fish lure, as shown and described.

DESCRIPTION

FIG. 1 is a perspective view of an artificial fish lure embodying my new design;

FIG. 2 is a top plan view thereof;

FIG. 3 is a front view thereof;

FIG. 4 is a side view thereof;

FIG. 5 is a rear view thereof;

FIG. 6 is a bottom view thereof; and

FIG. 7 is a side view thereof opposite the side shown in FIG. 4.

The hooks have been omitted in FIGS. 2 through 7 for convenience of illustration.

The scales shown sporadically in FIG. 1 are intended to be continuous throughout the sides of the lure. The sides in FIGS. 4 and 7 are devoid of scales simply for convenience of illustration.

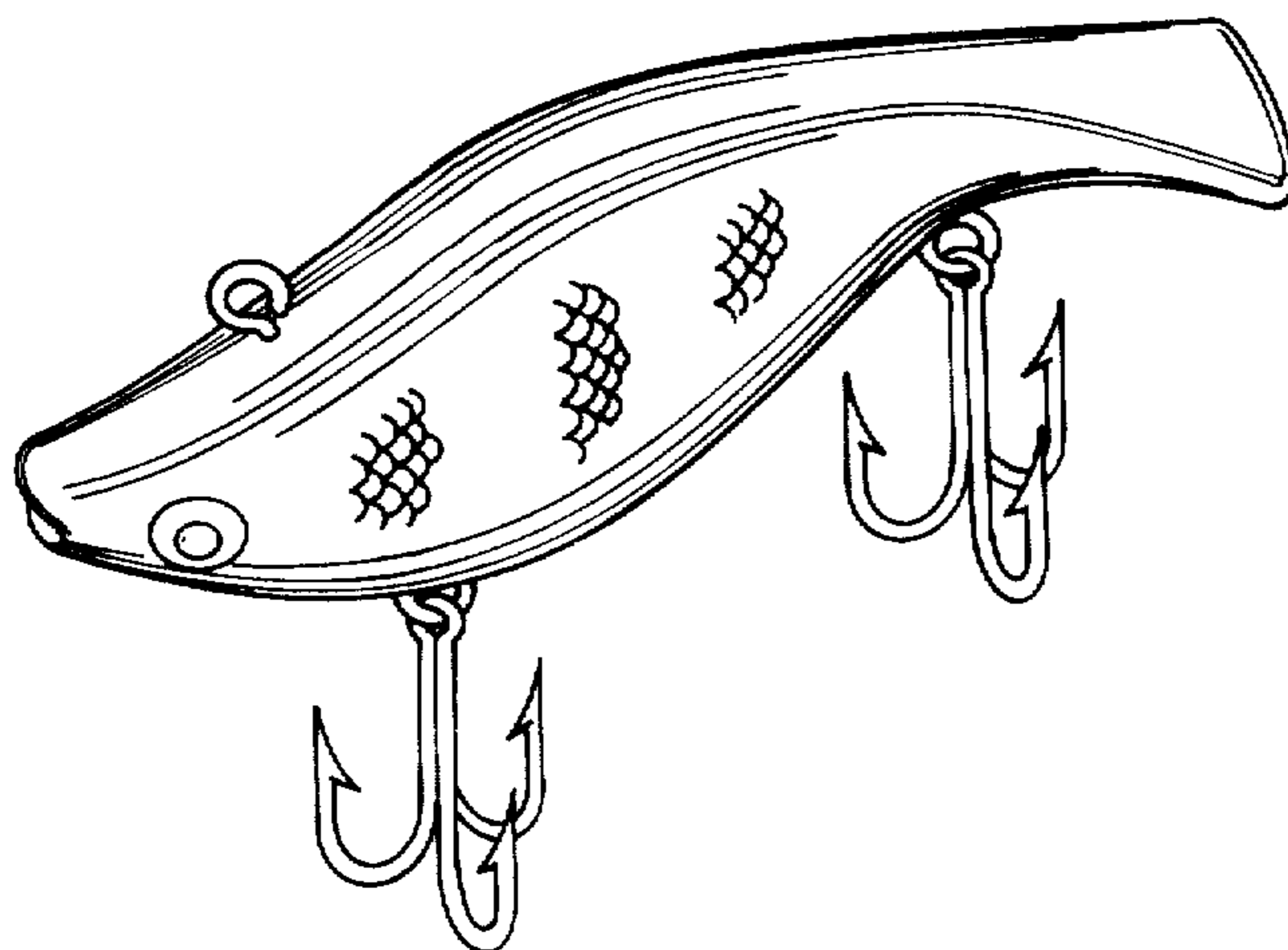


FIG.1

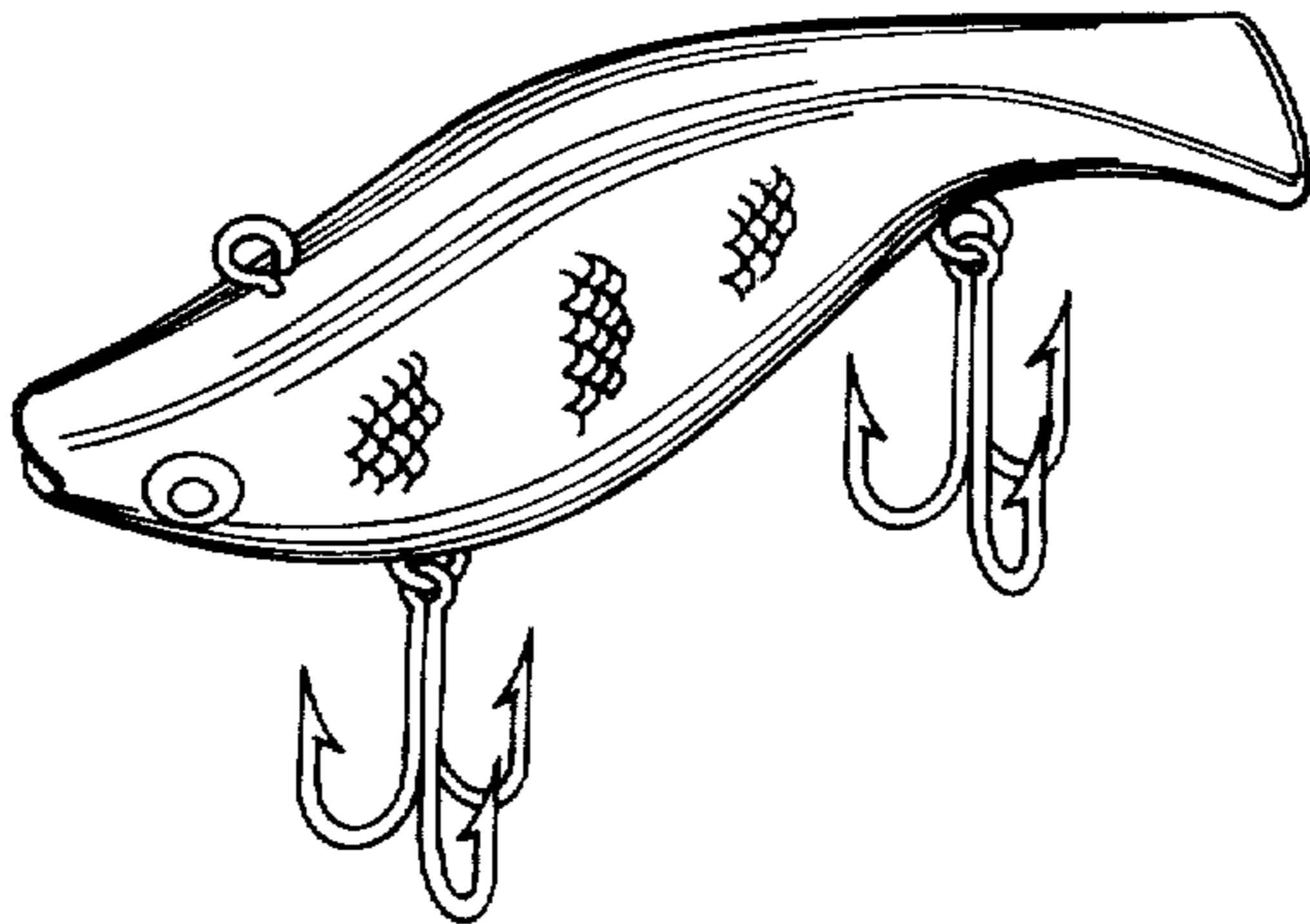


FIG. 2

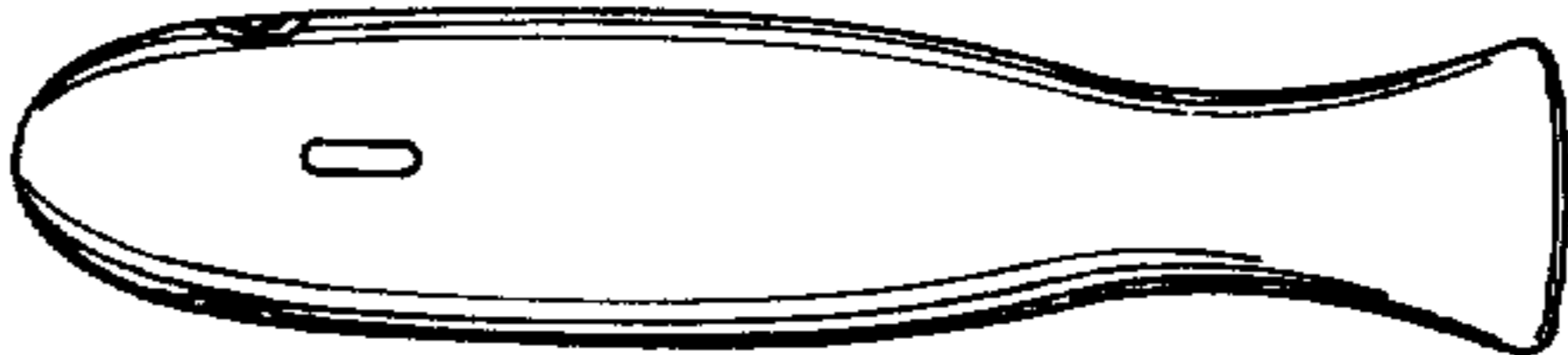


FIG. 3

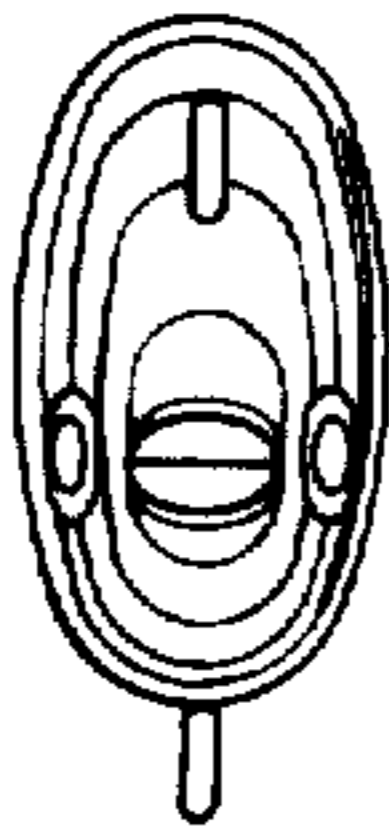


FIG. 4




FIG. 6




FIG. 5

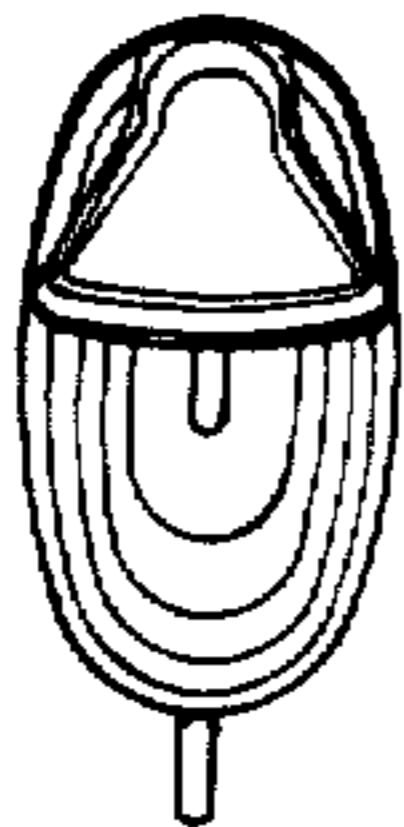


FIG. 7

