

[54] **VENTED HAIR BRUSH BLOCK OR SIMILAR ARTICLE**

[75] Inventor: **Douglas Misercola**, Mamaroneck, N.Y.

[73] Assignee: **Empire Brushes, Inc.**

[**] Term: **14 Years**

[21] Appl. No.: **639,846**

[22] Filed: **Dec. 11, 1975**

[51] Int. Cl. **D4-02**

[52] U.S. Cl. **D4/31**

[58] Field of Search **D7/137; D8/DIG. 4; 15/159 R, 159 A, 160**

[56] **References Cited**

U.S. PATENT DOCUMENTS

D. 16,100	5/1885	Thurber	D4/31
D. 36,878	4/1904	Seeger	D8/DIG. 4
D. 102,991	2/1937	Nelson	D8/DIG. 5
D. 196,268	9/1963	Lamb	D8/DIG. 4

FOREIGN PATENT DOCUMENTS

16,879	1909	United Kingdom	15/160
--------	------	----------------------	--------

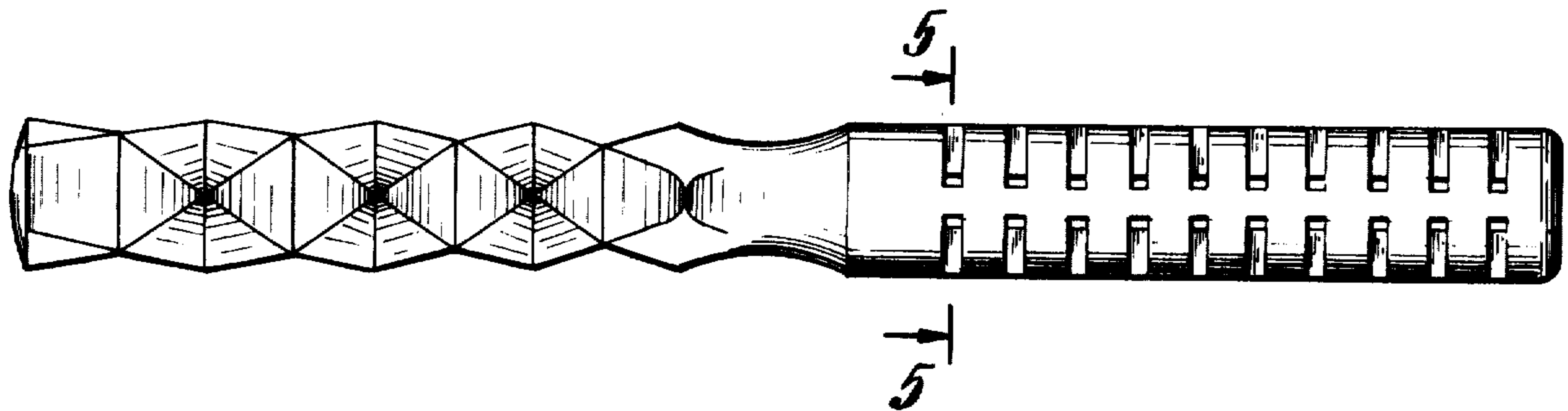
Primary Examiner—Susie J. Mercer
Assistant Examiner—Catherine Kemper
Attorney, Agent, or Firm—J. B. Felshin

[57] **CLAIM**

The ornamental design for a vented hair brush block or similar article, substantially as shown.

DESCRIPTION

FIG. 1 is a side elevational view of a vented hair brush block showing my new design;
FIG. 2 is a view similar to FIG. 1 but taken in a plane at right angles to the view of FIG. 1;
FIG. 3 is an end view of the left end of FIG. 2;
FIG. 4 is an end view of the right end of FIG. 1;
FIG. 5 is a cross-sectional view taken on line 5—5 of FIG. 1;
FIG. 6 is a cross-sectional view taken on line 6—6 of FIG. 2;
FIG. 7 is a partial cross-sectional view taken on line 7—7 of FIG. 5; and
FIG. 8 is a cross-sectional view taken on line 8—8 of FIG. 5.



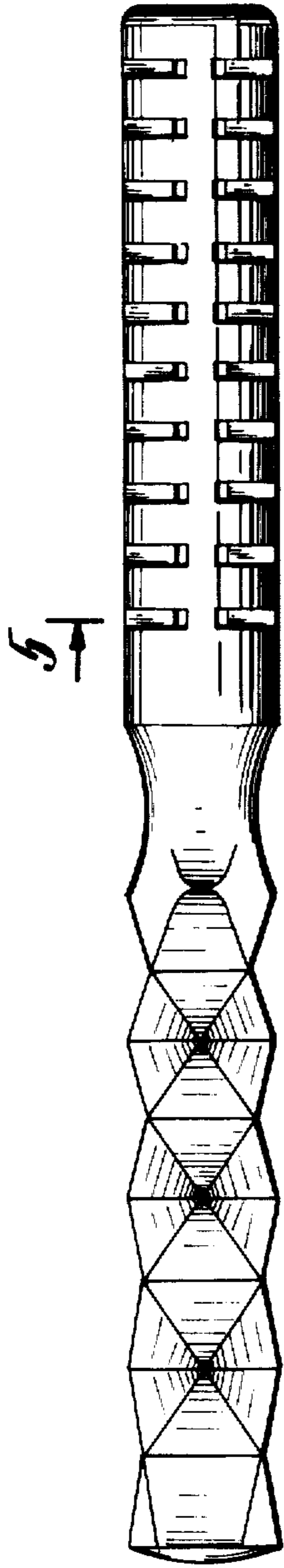


FIG. 1

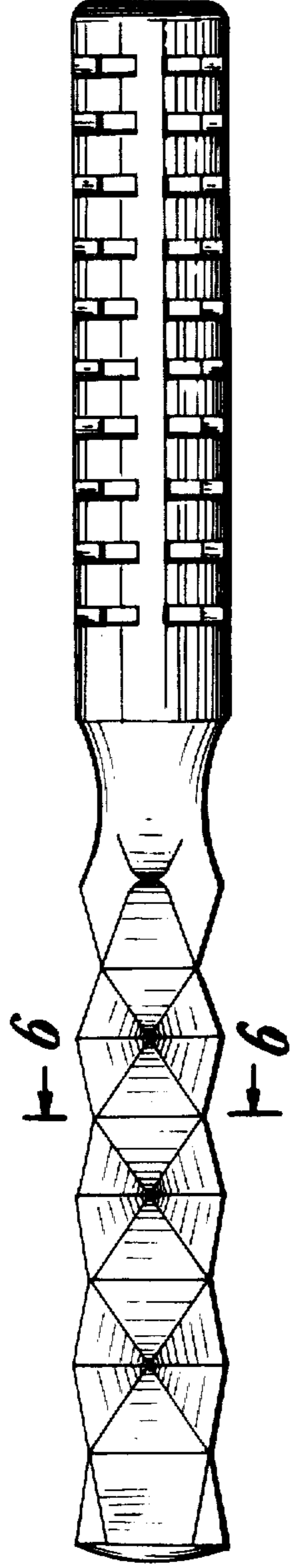


FIG. 2



FIG. 4



FIG. 3



FIG. 6

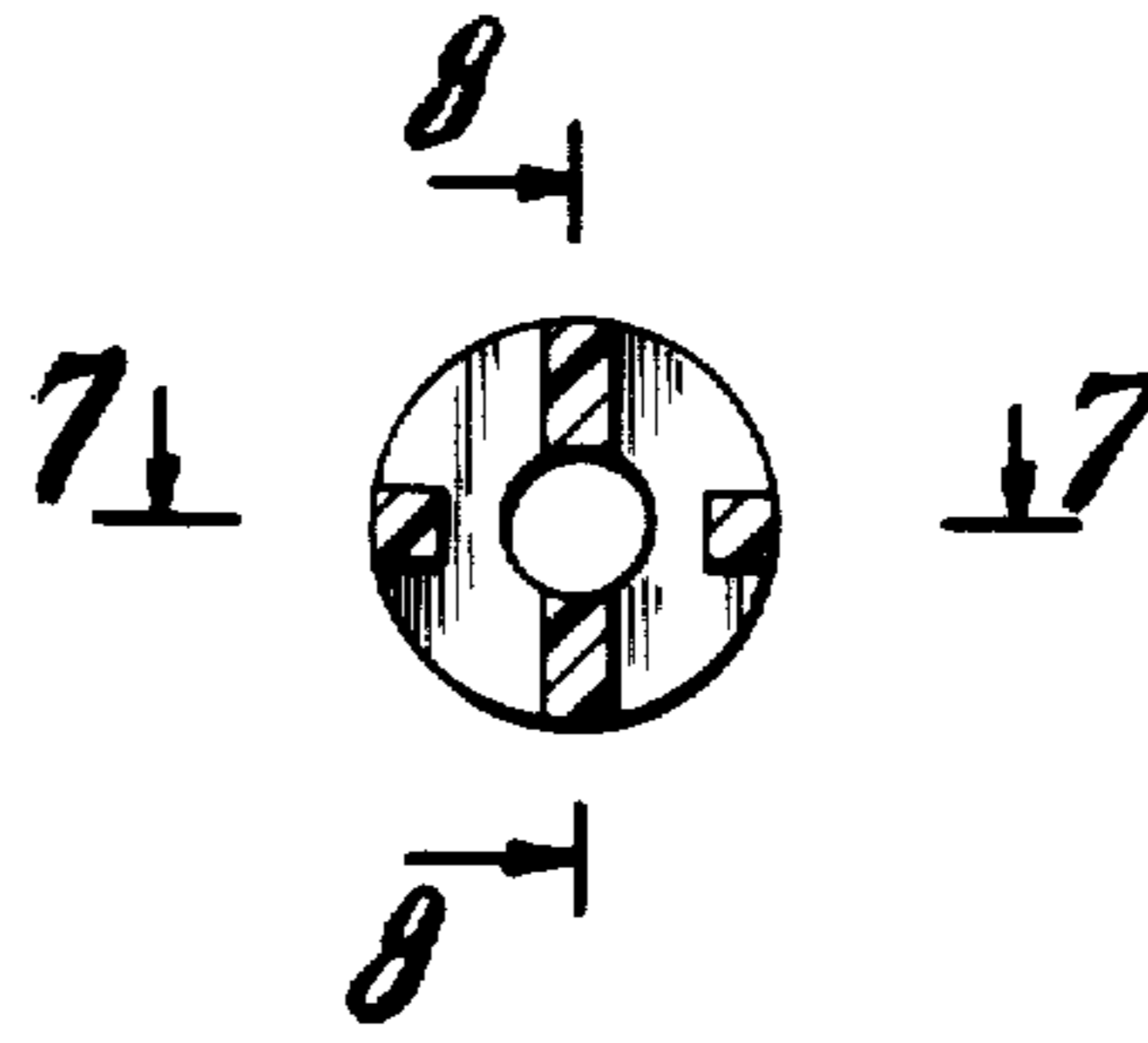


FIG. 5

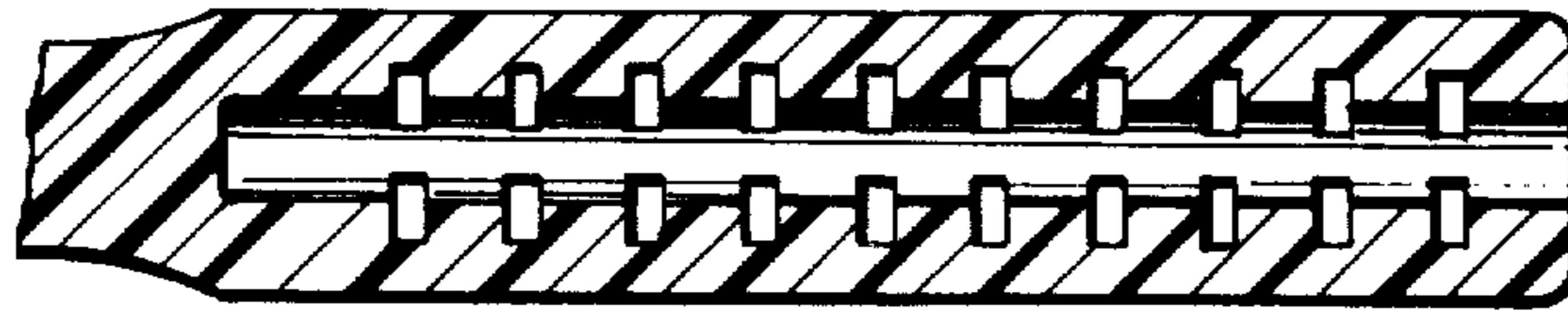


FIG. 7

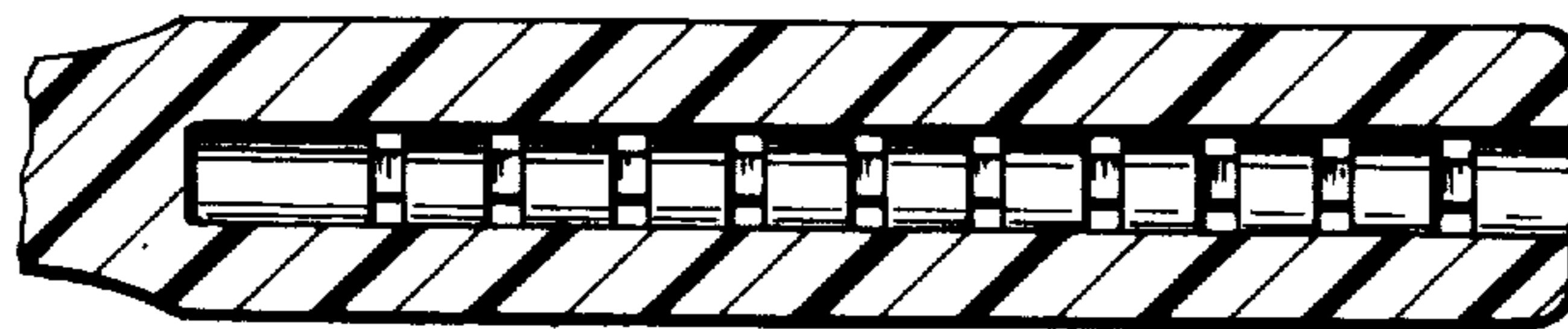


FIG. 8