

[54] YARN CONE

[75] Inventor: Charles R. Langston, Jr., Seneca, S.C.

[73] Assignee: Coats & Clark, Inc.

[\*] Notice: The portion of the term of this patent subsequent to June 3, 1989, has been disclaimed.

[\*\*] Term: 14 Years

[21] Appl. No.: 522,463

[22] Filed: Nov. 11, 1974

[51] Int. Cl. .... D15-06

[52] U.S. Cl. .... D15/78

[58] Field of Search ..... D3/19 D, 19 A, 19 B; D92/15; D47/5; D70/2 R, 2 A, 2 B; 242/118.3, 118.32; 229/4.5

[56] References Cited

U.S. PATENT DOCUMENTS

3,165,564 1/1965 Howle et al. .... 242/118.32 X  
3,900,168 8/1975 Hamilton ..... 242/118.32

D. 235,282 6/1975 Langston, Jr. .... D3/19 D X  
D. 235,338 6/1975 Hamilton ..... D92/15

FOREIGN PATENT DOCUMENTS

458,380 7/1950 Italy ..... 242/118.32

Primary Examiner—Winifred E. Herrmann  
Attorney, Agent, or Firm—Milton J. Wayne

[57] CLAIM

The ornamental design for a yarn cone, as shown and described.

DESCRIPTION

FIG. 1 is a perspective view of a yarn cone showing my new design, taken from the front with the upper end slightly tilted forwardly to show the top thereof, the ridges encircle the cone and all sides are identical to that shown;

FIG. 2 is an enlarged cross sectional view through the side of the cone, the portion shown broken away being similar to the portion illustrated;

FIG. 3 is a bottom plan view of FIG. 1; and  
FIG. 4 is a top plan view of FIG. 1.

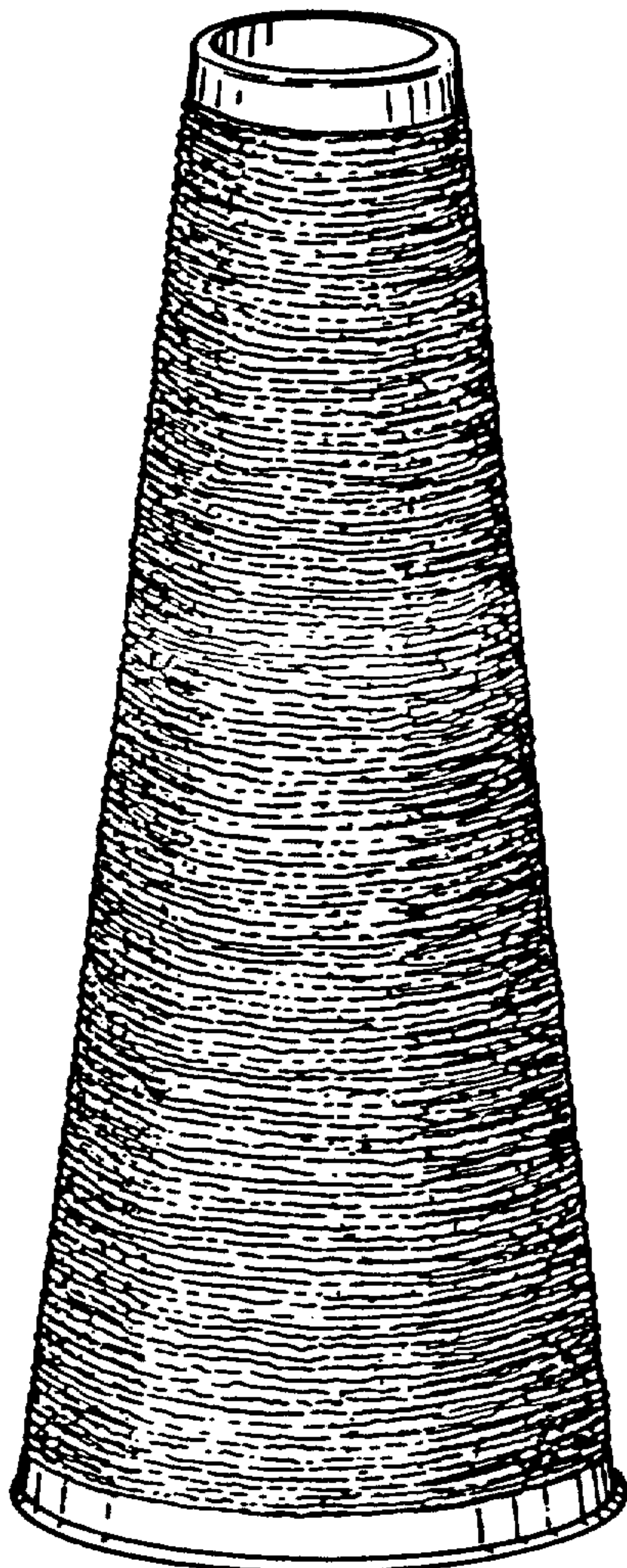


FIG. 1

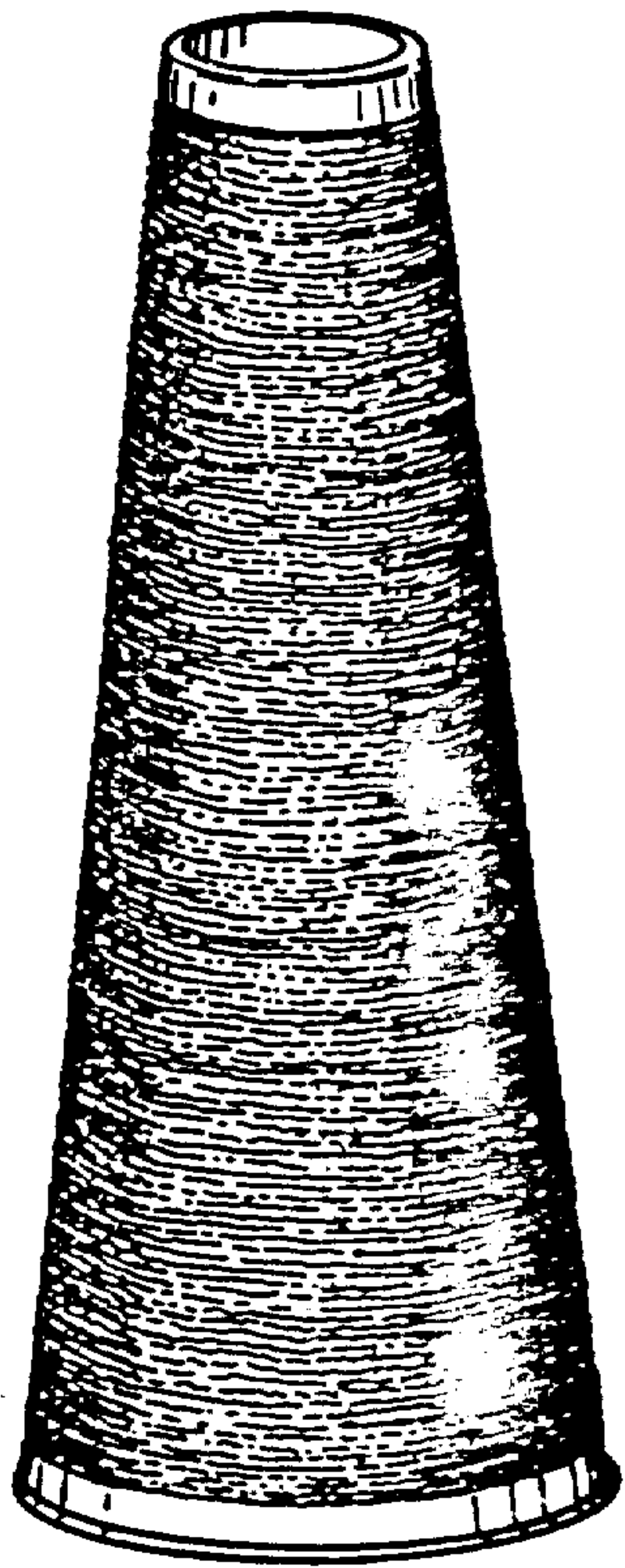


FIG. 2

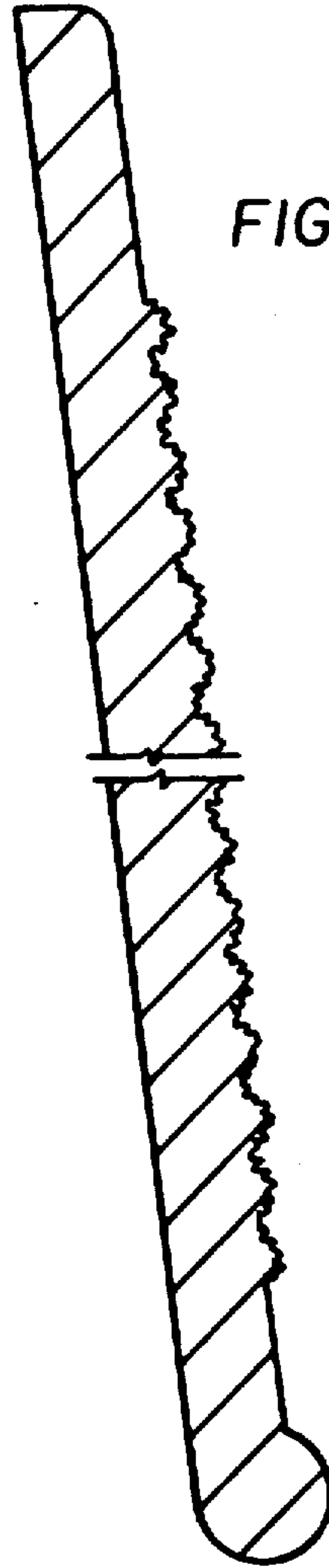


FIG. 3

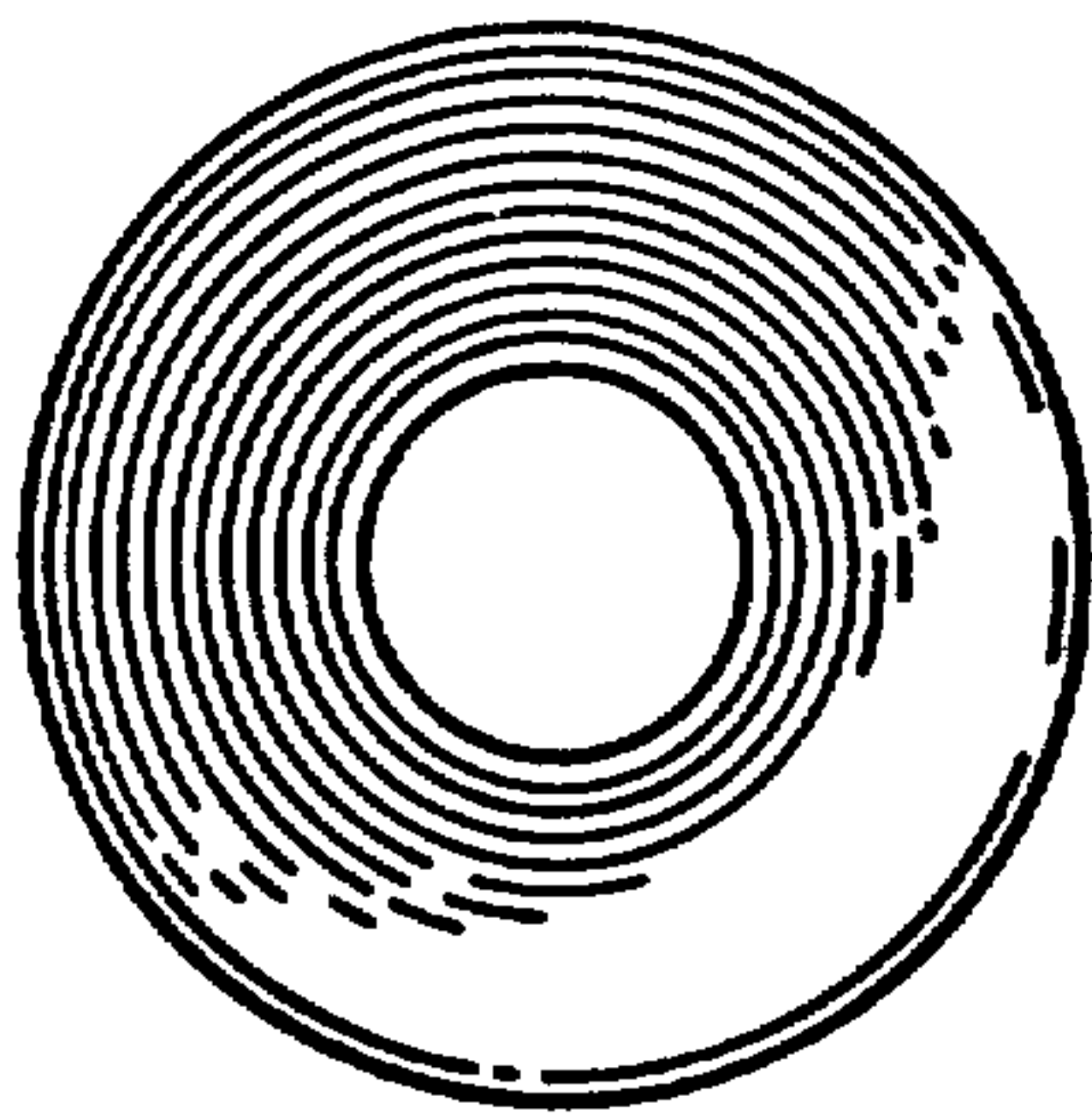


FIG. 4

