

[54] TONGUE SCRAPER
 [76] Inventors: **Thomas G. Rendleman**, 314 S. Kansas; **Stephen F. Young**, 528 Grace Terrace, both of Olathe, Kans. 66061
 [**] Term: **14 Years**
 [21] Appl. No.: **574,291**
 [22] Filed: **May 5, 1975**
 [51] Int. Cl. **D24-99**
 [52] U.S. Cl. **D83/12 R**
 [58] Field of Search 128/304, 62; D83/12 R; 132/90

3,890,964 6/1975 Castanedo 128/304 X
 D. 221,036 6/1971 Potti D83/12 R
 D. 238,108 12/1975 Cooke D83/12 R

Primary Examiner—Bernard Ansher
Attorney, Agent, or Firm—William B. Kircher

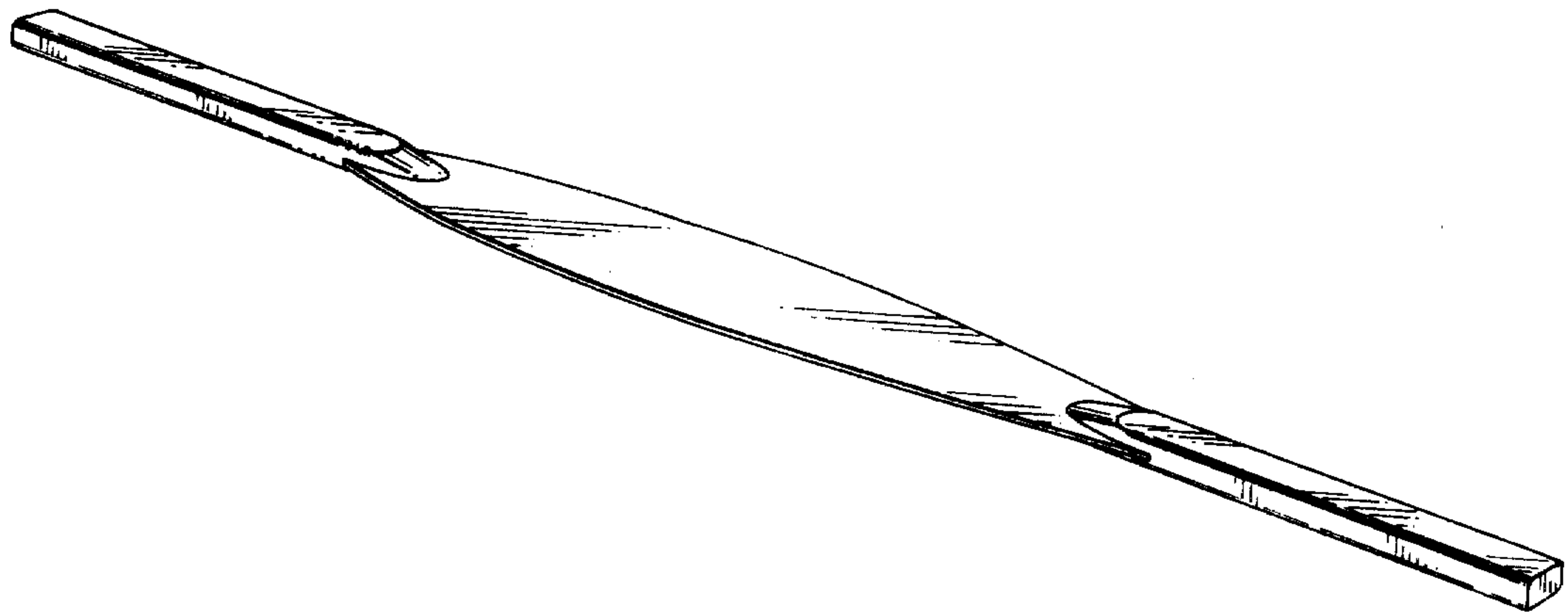
[57] CLAIM

The ornamental design for a tongue scraper, as shown and described.

DESCRIPTION

FIG. 1 is a perspective view of the tongue scraper; FIG. 2 is a top plan view thereof; the opposite side is a mirror image of the side shown; FIG. 3 is a side elevational view of the tongue scraper shown in FIG. 1; and FIG. 4 is an end elevational view of the tongue scraper shown in FIG. 3.

[56] **References Cited**
U.S. PATENT DOCUMENTS
 1,811,775 6/1931 Barkwill 128/304
 2,583,750 1/1952 Runnels 128/304



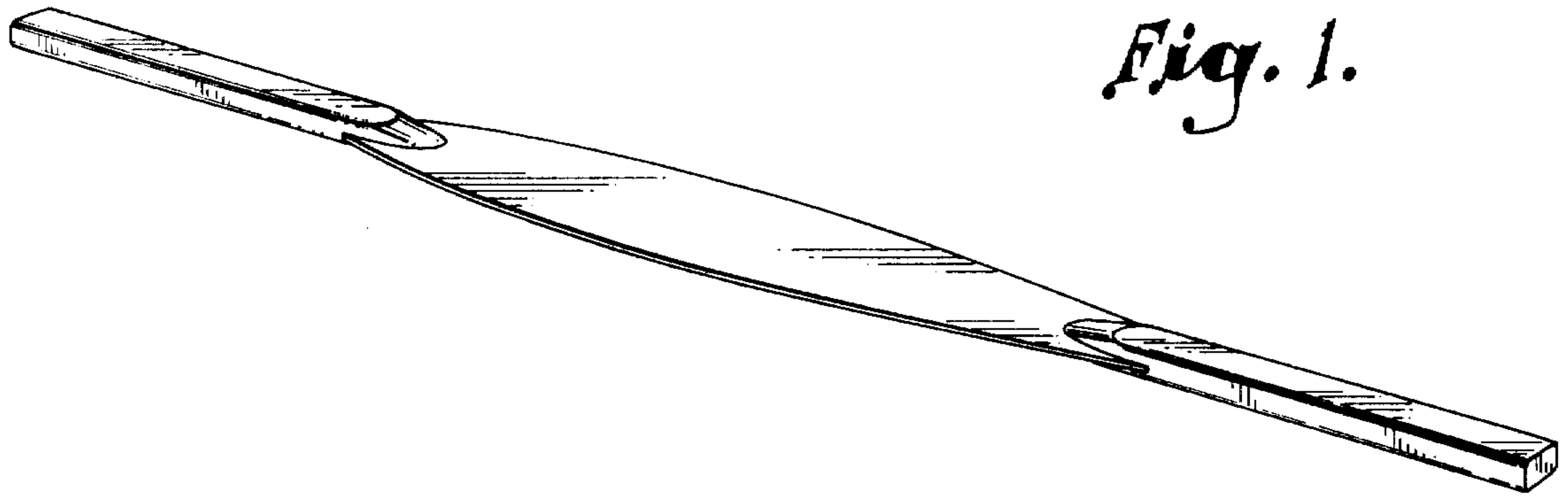


Fig. 1.

Fig. 2.




Fig. 3.



Fig. 4.