

[54] **AUTOMATIC PIPETTE OR THE LIKE**
 [75] Inventor: **James W. Kenney**, Radnor, Pa.
 [73] Assignee: **Drummond Scientific Company**,
 Broomall, Pa.
 [**] Term: **14 Years**
 [21] Appl. No.: **582,264**
 [22] Filed: **May 30, 1975**
 [51] Int. Cl. **D24-02**
 [52] U.S. Cl. **D32/2 C**
 [58] Field of Search 73/425.6; D32/2 C;
 141/25, 26, 27; 222/79; 128/233

D. 199,309 10/1964 Tietje et al. D32/2 C
 D. 224,102 7/1972 Raczak D32/2 C

Primary Examiner—Bernard Ansher
Attorney, Agent, or Firm—B. Edward Shlesinger, Jr.

[57] **CLAIM**

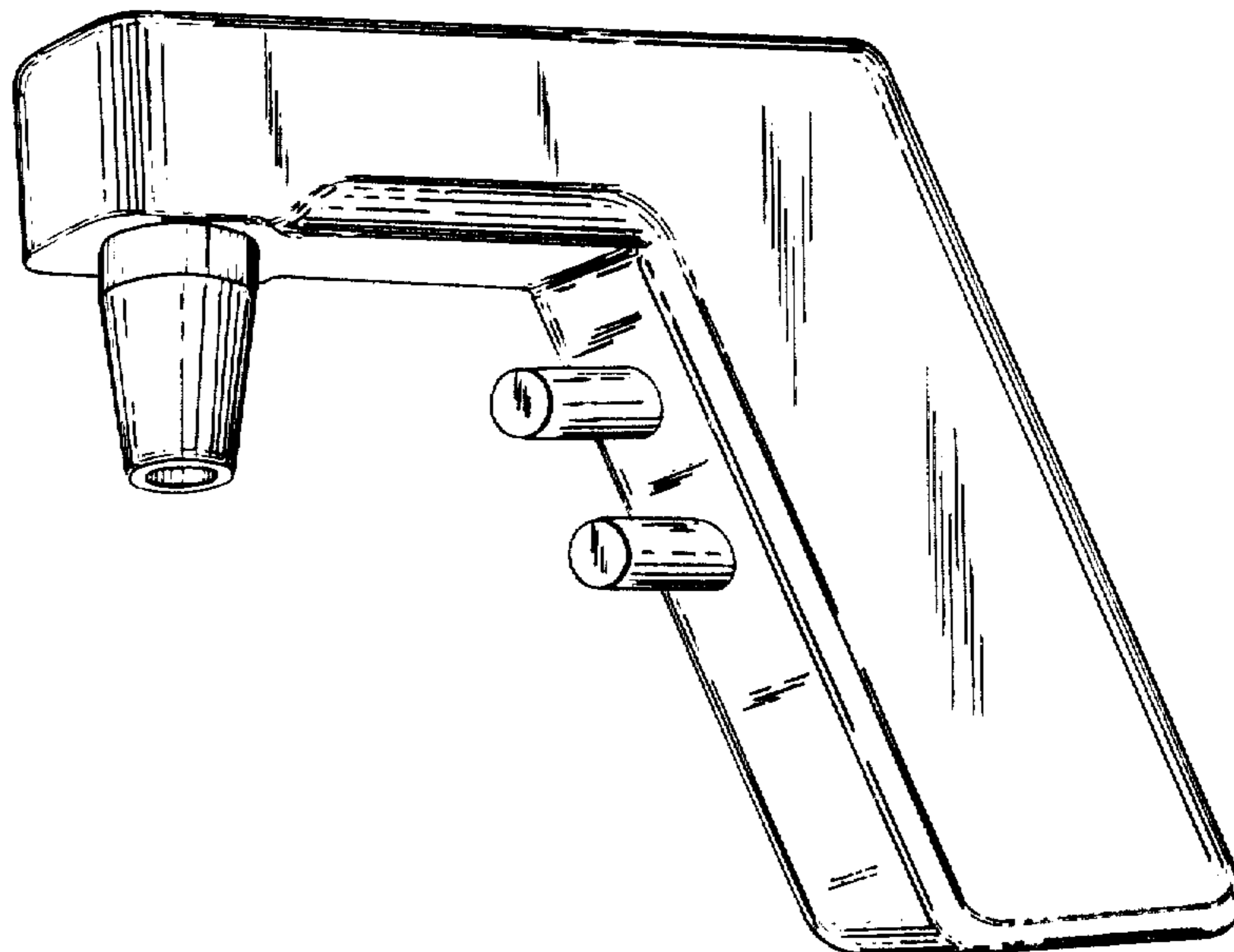
The ornamental design for an automatic pipette or the like, as shown and described.

DESCRIPTION

FIG. 1 is a front perspective view of an automatic pipette or the like, showing my new design; FIG. 2 is a front elevational view thereof; FIG. 3 is a rear elevational view thereof; FIG. 4 is a side elevational view thereof; FIG. 5 is a top plan view thereof, and FIG. 6 is a bottom plan view thereof.

The side opposite to the side shown in FIG. 4 is a mirror image thereof.

[56] **References Cited**
U.S. PATENT DOCUMENTS
 3,244,009 4/1966 Tietje et al. 73/425.6
 3,656,351 4/1972 Raczak 73/425.6






Fig. 1




Fig. 2




Fig. 3

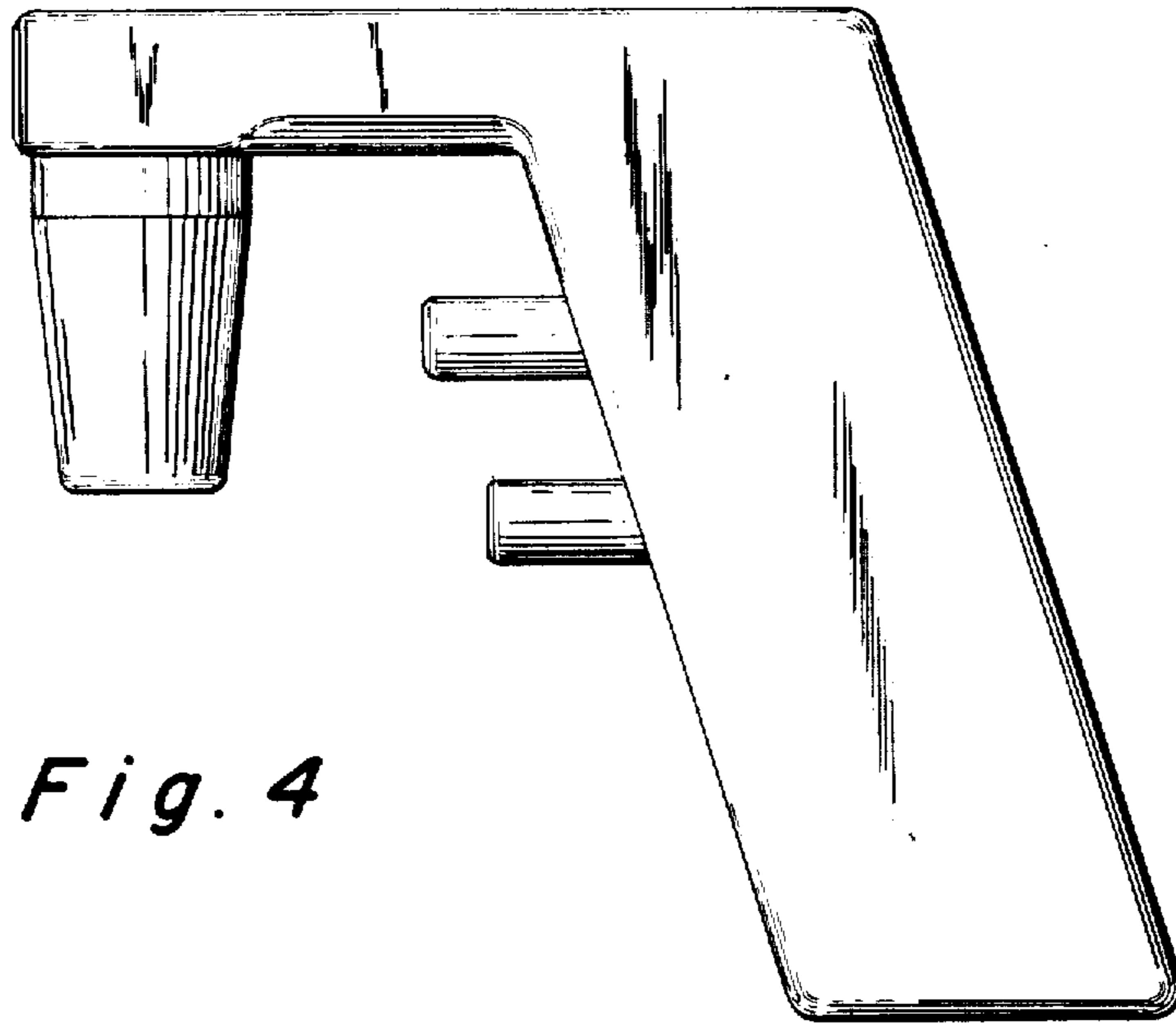


Fig. 4

Fig. 5

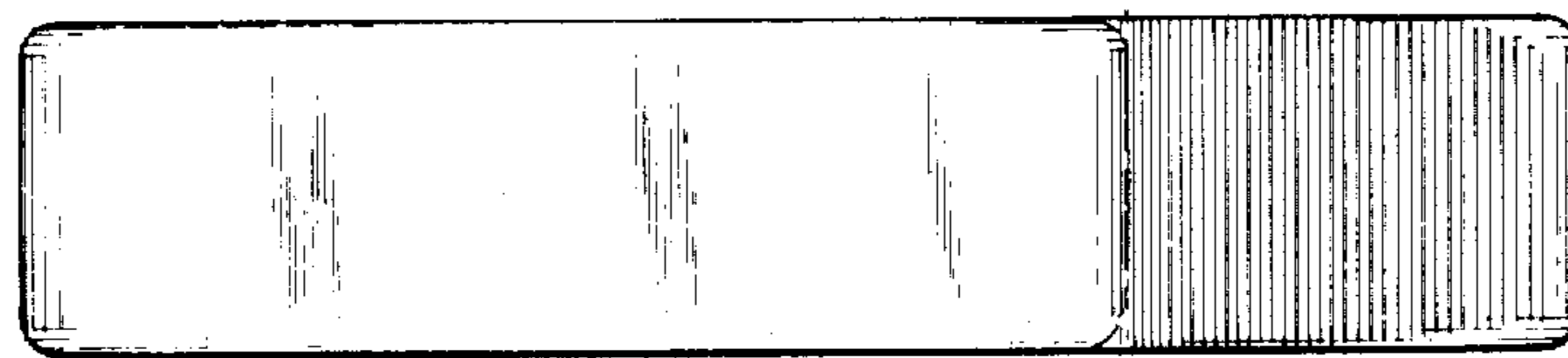


Fig. 6

