

[54] **INSERTION TOOL FOR AN ANIMAL IDENTIFICATION TAG**

[75] Inventors: **Jackson T. Schwindt, Cody; William B. Sheets, Powell, both of Wyo.**

[73] Assignee: **Y-Text Corporation, Cody, Wyo.**

[**] Term: **14 Years**

[21] Appl. No.: **571,752**

[22] Filed: **Apr. 25, 1975**

[51] **Int. Cl.** **D30-99**

[52] **U.S. Cl.** **D30/99**

[58] **Field of Search** **D30/43, 99; 40/300-304; 128/33; D8/88, 102, 14, 16, 51, 68, 95; 227/67, 68, 124, 141-144; D83/12 R**

[56] **References Cited**

U.S. PATENT DOCUMENTS

3,407,816	10/1968	Curutchet	D83/12 R
3,694,949	10/1972	Howe	40/301
3,815,798	6/1974	Lavitch	227/67
D. 163,008	5/1951	Willson	D83/12 R

OTHER PUBLICATIONS

Starbar Ear Tags, Ad. Rec'd 7/1/75.
Primary Examiner—Joel Stearman
Assistant Examiner—George P. Word
Attorney, Agent, or Firm—James P. Hume

[57] **CLAIM**

The ornamental design for an insertion tool for an animal identification tag, substantially as shown and described.

DESCRIPTION

FIG. 1 is a perspective view of an insertion tool for an animal identification tag or the like, showing our new design;
 FIG. 2 is a rear elevational view;
 FIG. 3 is a top plan view;
 FIG. 4 is a bottom plan view;
 FIG. 5 is an enlarged scale end elevational view taken along line 5-5 of FIG. 2;
 FIG. 6 is an enlarged scale cross-sectional view taken along line 6-6 of FIG. 2; and
 FIG. 7 is an enlarged scale cross-sectional view taken along line 7-7 of FIG. 2.

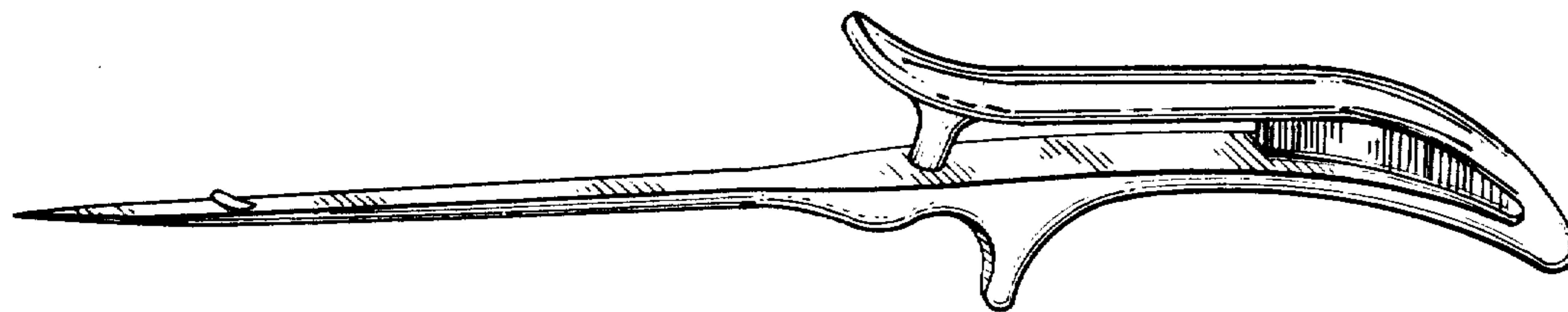


FIG. 1

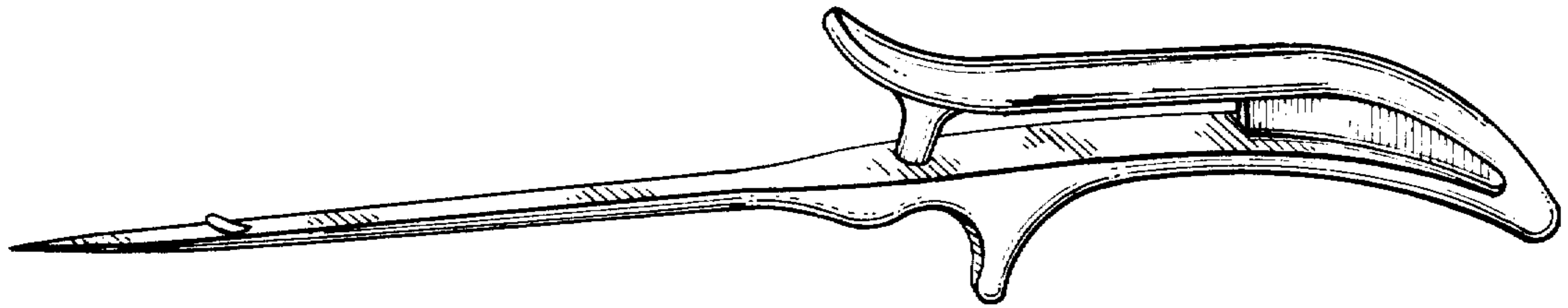


FIG. 2

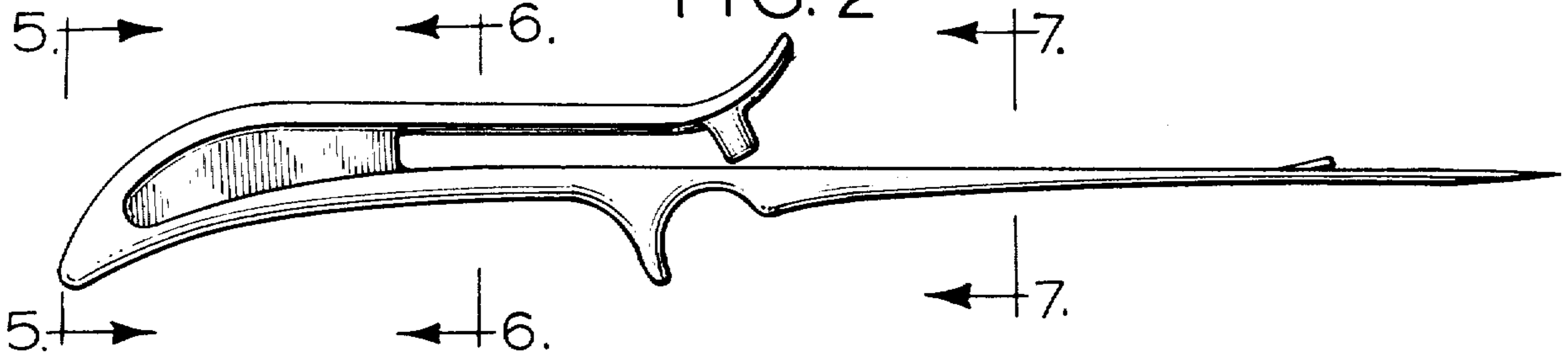


FIG. 3



FIG. 4




FIG. 5

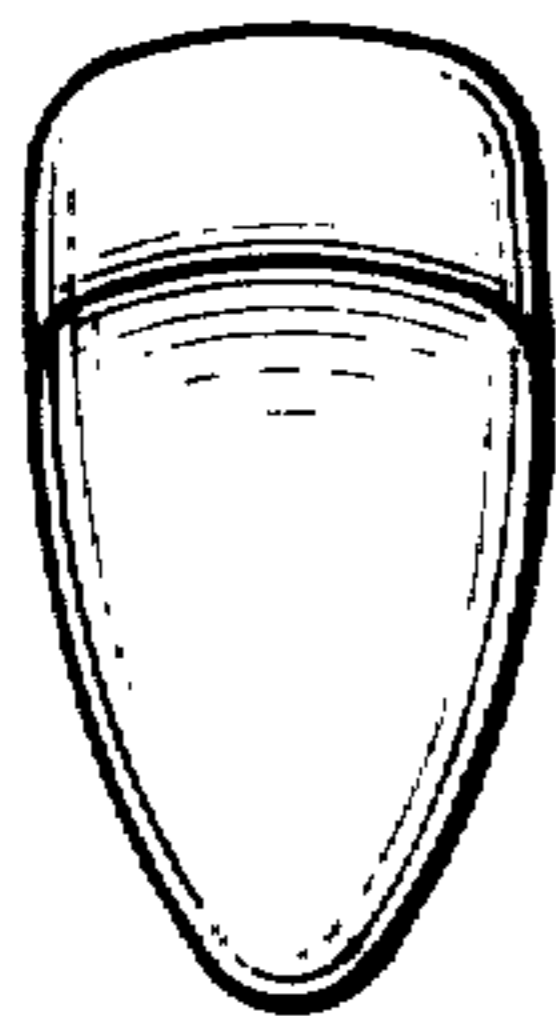


FIG. 6

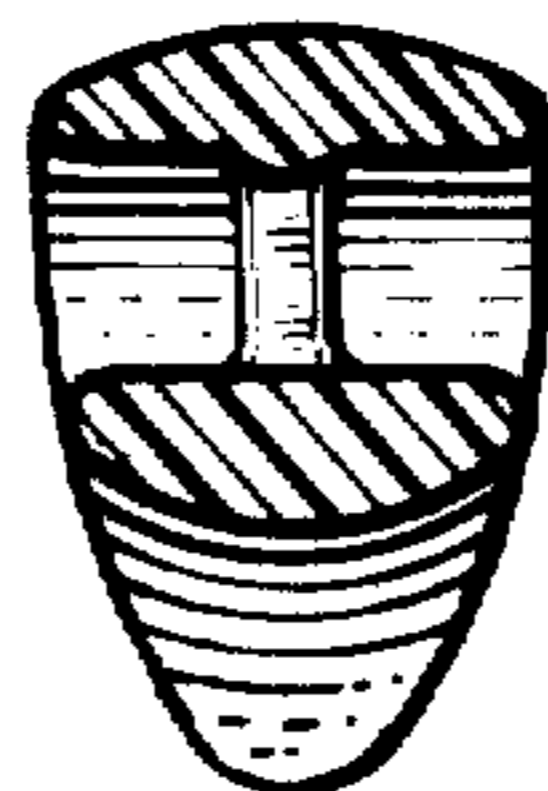


FIG. 7

