

[54] **ELECTRONIC CALCULATOR**

[75] Inventors: **Lewis H. Herr**, Lansdale, Pa.; **Paul W. Porter**, Lawrence, Mass.; **John S. Kovacs**, East Norriton, Pa.

[73] Assignee: **Sperry Rand Corporation**, New York, N.Y.

[**] Term: **7 Years**

[21] Appl. No.: **500,408**

[44] Published under the second Trial Voluntary Protest Program on March 16, 1976 as document No. B 500,408.

[22] Filed: **Aug. 26, 1974**

[51] Int. Cl. **D18-01**

[52] U.S. Cl. **D26/5 C**

[58] Field of Search **D26/5 R, 5 C; D64/11 R, D64/11 A, 11 B, 11 C**

[56] **References Cited**

U.S. PATENT DOCUMENTS

D. 227,472	6/1973	Hikawa	D26/5 C
D. 227,472	6/1973	Yamamoto et al.	D26/5 C
D. 230,484	2/1974	Yamagami	D26/5 C
D. 233,347	10/1974	Beitler et al.	D26/5 C

Primary Examiner—Wallace R. Burke
Assistant Examiner—Catherine Kemper
Attorney, Agent, or Firm—Marshall M. Truex

[57] **CLAIM**

The ornamental design for an electronic calculator, substantially as shown and described.

DESCRIPTION

FIG. 1 is a top plan view of an electronic calculator showing our new design;
 FIG. 2 is a right side elevational view thereof;
 FIG. 3 is a front elevational view thereof;
 FIG. 4 is a bottom plan view thereof;
 FIG. 5 is a left side elevational view thereof;
 FIG. 6 is a rear elevational view thereof.




FIG. 1




FIG. 2

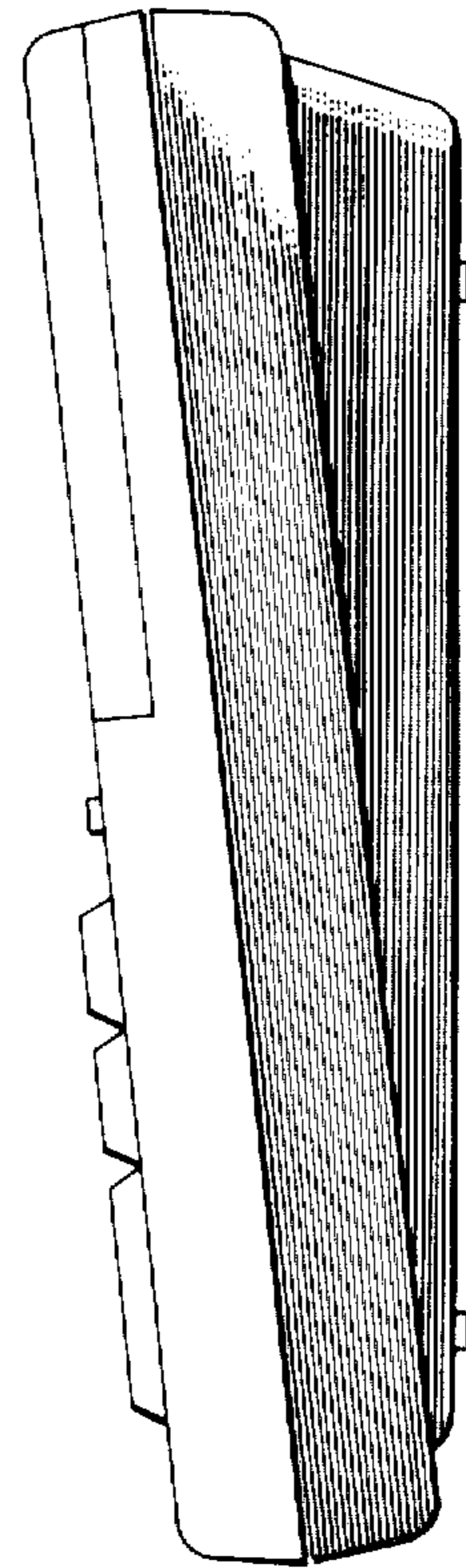


FIG. 3

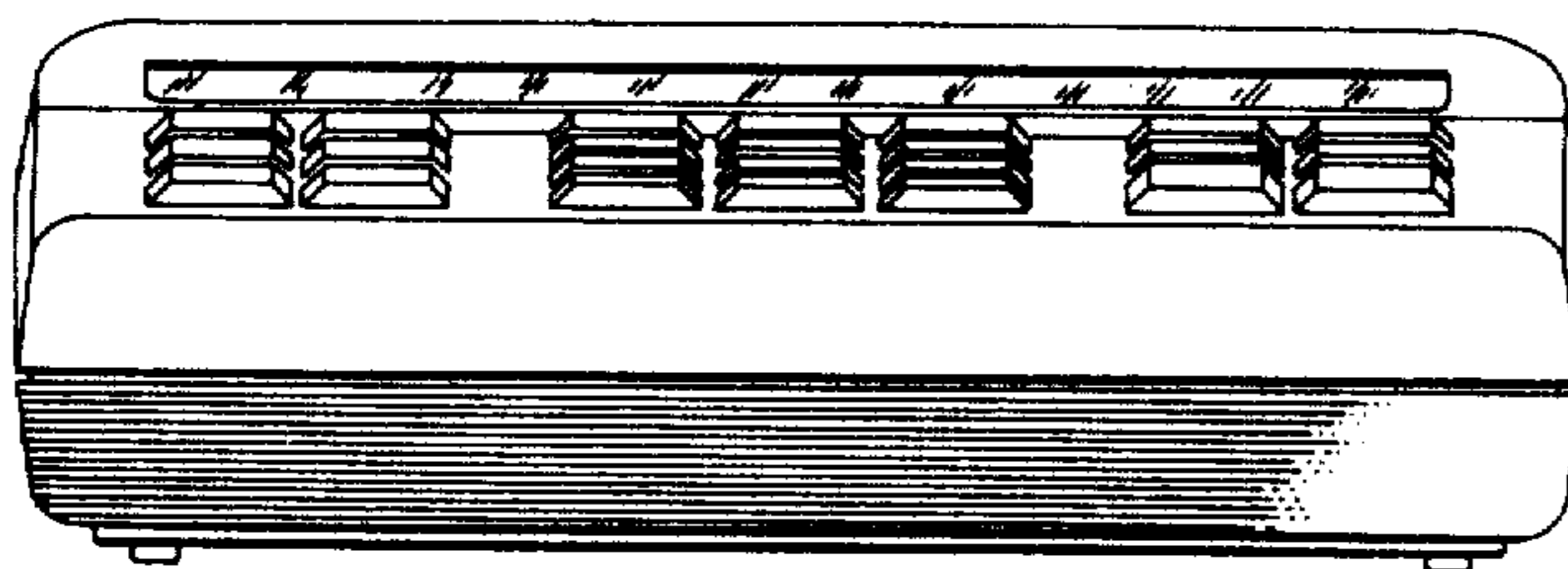


FIG. 4




FIG. 5

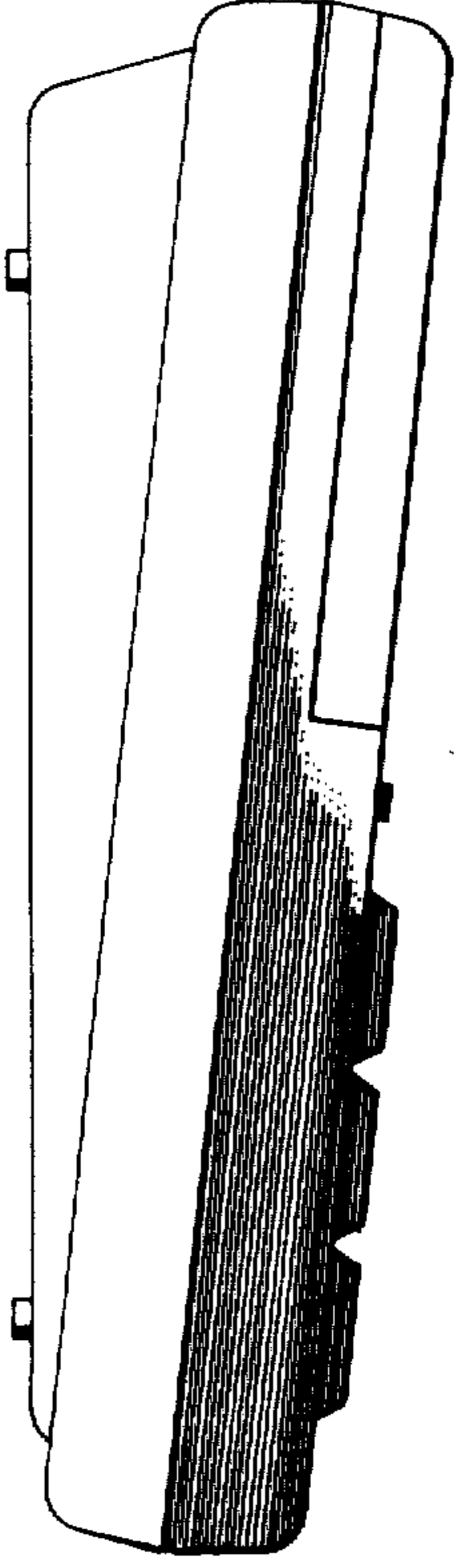


FIG. 6

