

[54] **ELECTROOPTIC TIMEPIECE FACE**

[75] Inventors: **Harwell B. Thompson; Milton B. Sheffield**, both of Cheshire, Conn.

[73] Assignee: **Timex Corporation**, Waterbury, Conn.

[\*\*] Term: **14 Years**

[21] Appl. No.: **584,328**

[22] Filed: **June 6, 1975**

[51] Int. Cl. .... **D10-01**

[52] U.S. Cl. .... **D10/126**

[58] **Field of Search** ..... D10/1, 15, 38, 122-128; 58/50 R, 50 A, 127 R; 340/336; D64/12 B

3,786,624 1/1974 Uchiyaama ..... 58/4  
 D. 178,769 9/1956 Doerr ..... D10/25  
 D. 217,003 3/1970 Windebank ..... D10/30  
 D. 229,436 11/1973 Chow ..... D10/125

*Primary Examiner*—Nelson C. Holtje  
*Attorney, Agent, or Firm*—William C. Crutcher

[57] **CLAIM**

The ornamental design for a electrooptic timepiece face, as shown and described.

**DESCRIPTION**

FIG. 1 is a front elevational view of an electrooptic timepiece face showing our new design in a non-energized condition;

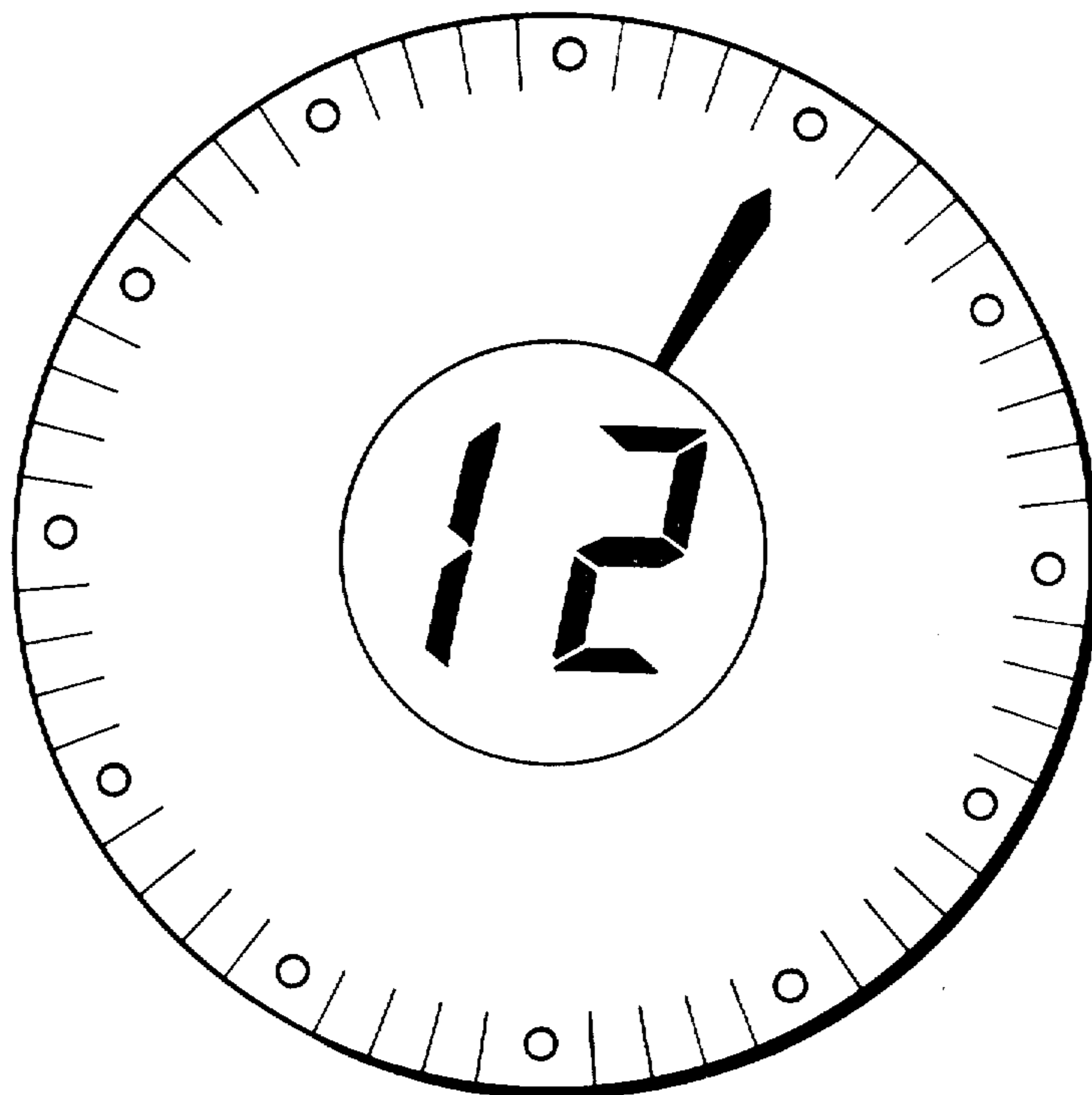
FIG. 2 is a front elevational view thereof in the energized condition showing a representative time indication of 12:05.

The timepiece face is flat and of no appreciable thickness.

[56] **References Cited**

**U.S. PATENT DOCUMENTS**

2,745,243 5/1956 Schumacher ..... D10/24  
 2,953,776 9/1960 Blutman ..... 340/12 B



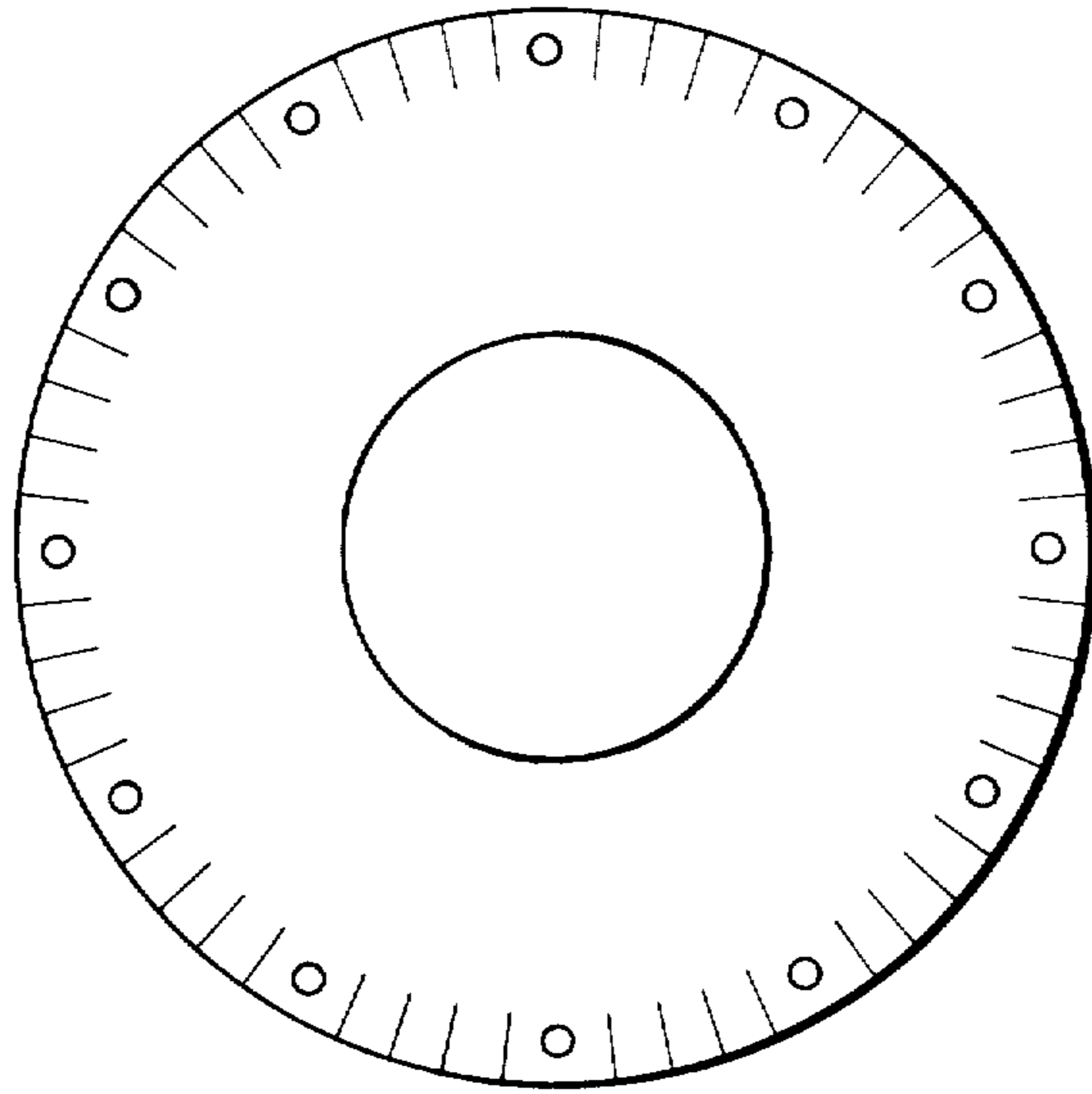


FIG. 1




FIG. 2