

[54] COMBINED BRUSH AND SPONGE

[75] Inventor: Jack W. Kaufman, Merrick, N.Y.  
[73] Assignee: Bio-Med Plastics, Inc., Merrick, N.Y.  
[\*\*] Term: 14 Years  
[21] Appl. No.: 594,309  
[22] Filed: July 9, 1975

[51] Int. Cl. .... D4-02  
[52] U.S. Cl. .... D4/17  
[58] Field of Search ..... D4/1-36;  
D7/178-185; D86/13, 14; D83/1 R, 1 S, 1 T;  
40/28, 268, 291; 15/105, 106, 107, 110, 114,  
116 A, 118, 159 R, 159 A, 160, 167 R, 167 A,  
167 B, 186, 187, 188, 208, 209 R, 210 R, 244  
R, 244 A, 244 B, 244 C, 244 CH

[56] References Cited

U.S. PATENT DOCUMENTS

3,843,991 10/1974 Vallis ..... 15/167 B  
D. 227,718 7/1973 Kaufman ..... D4/17  
D. 236,564 9/1975 Kaufman ..... D4/17

FOREIGN PATENT DOCUMENTS

1,229,982 1/1966 Germany ..... 15/160

Primary Examiner—Alan P. Douglas  
Assistant Examiner—Catherine Kemper  
Attorney, Agent, or Firm—Burton L. Lilling

[57] CLAIM

The ornamental design for a combined brush and sponge, substantially as shown and described.

DESCRIPTION

FIG. 1 is a perspective view of a combined brush and sponge shown with the sponge portion, partly broken away, to complete the disclosure; FIG. 2 is a side elevational view thereof; FIG. 3 is an end elevational view thereof; FIG. 4 is a bottom plan view thereof, shown in fragmentary form for convenience of illustrations; and FIG. 5 is a sectional view taken along the line 5-5 of FIG. 3.

The rows of bristles are continuous along the line indicated in FIG. 2 and are shown fragmentarily for convenience of illustration.

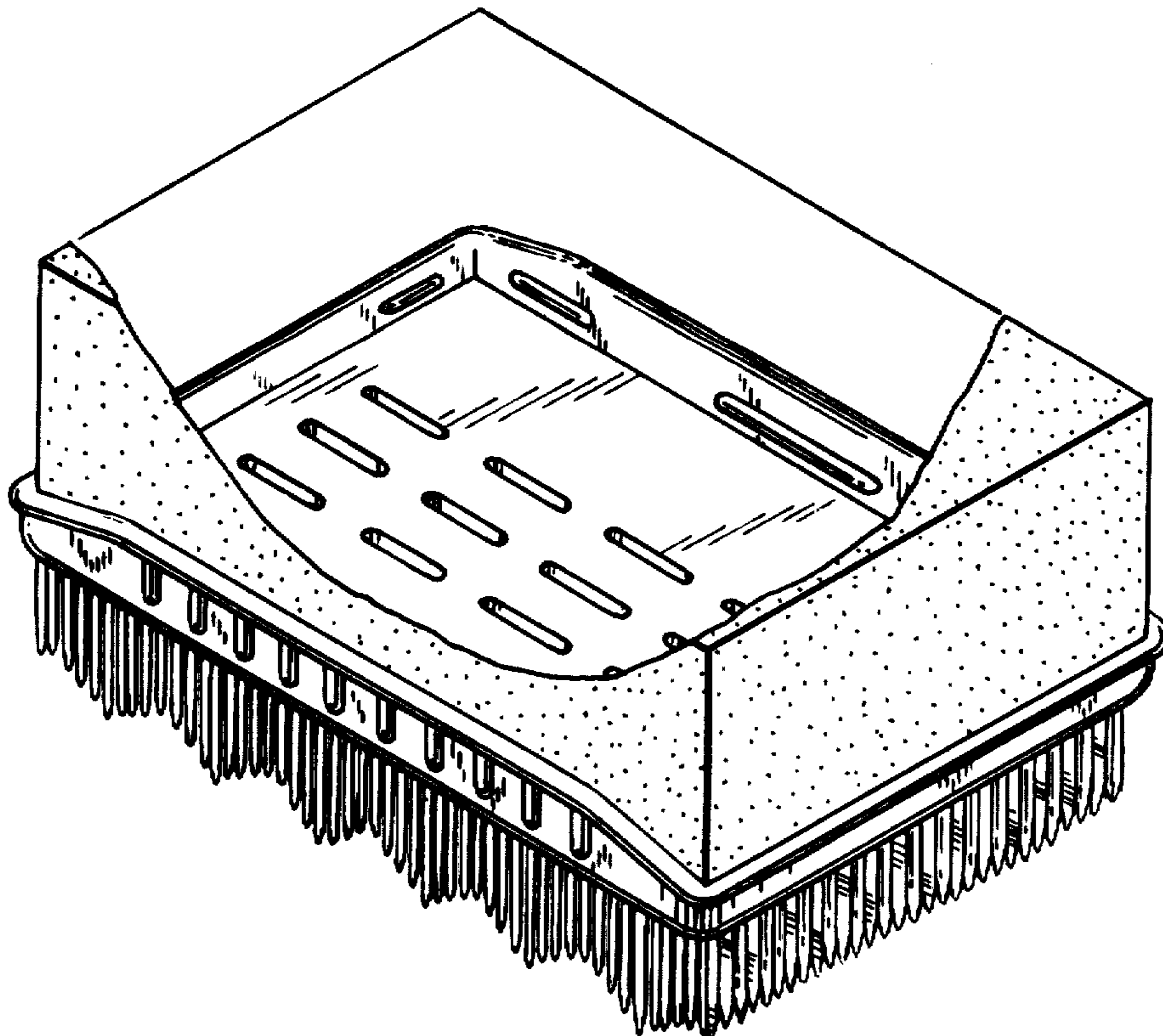


FIG. 1

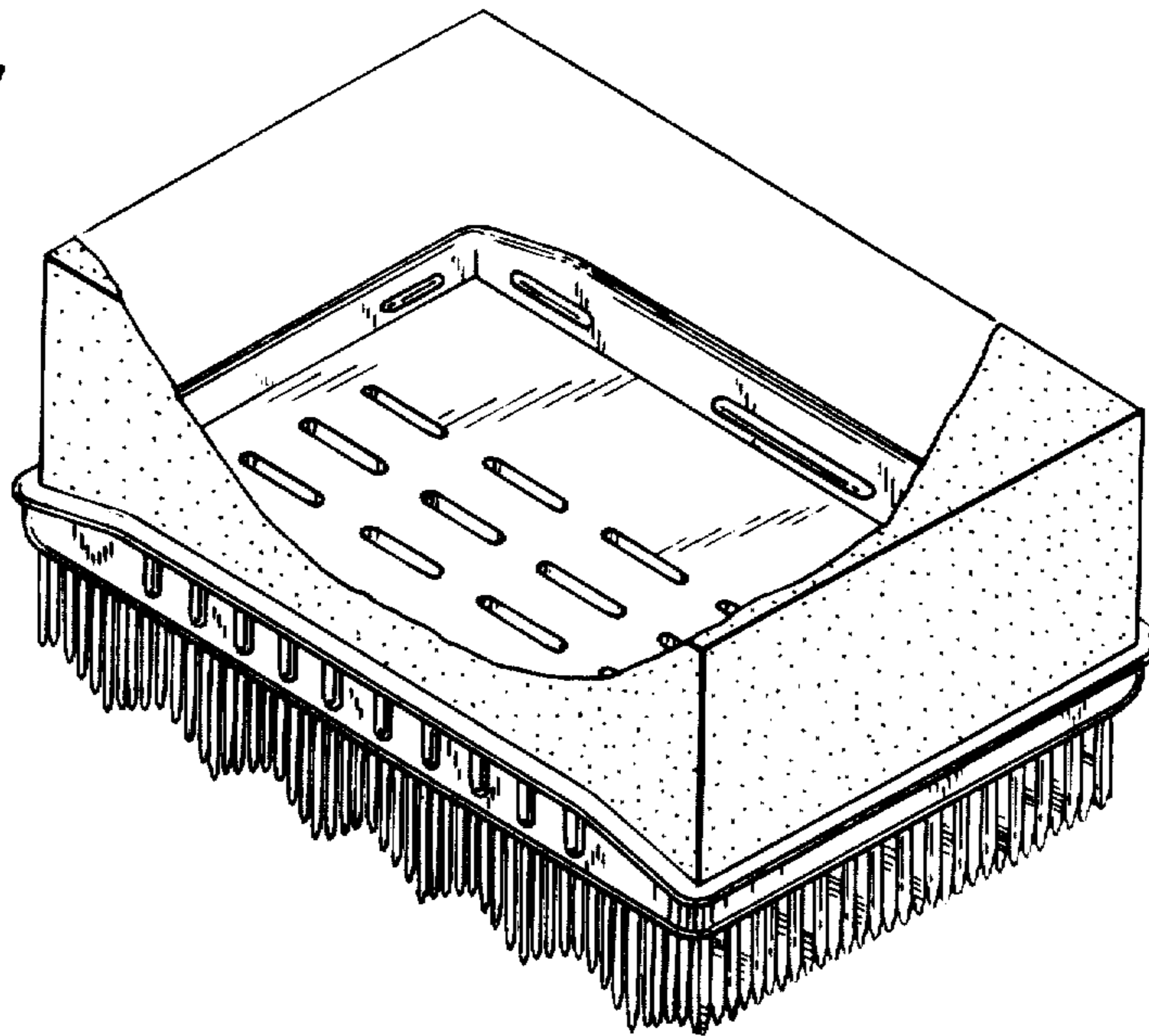


FIG. 2

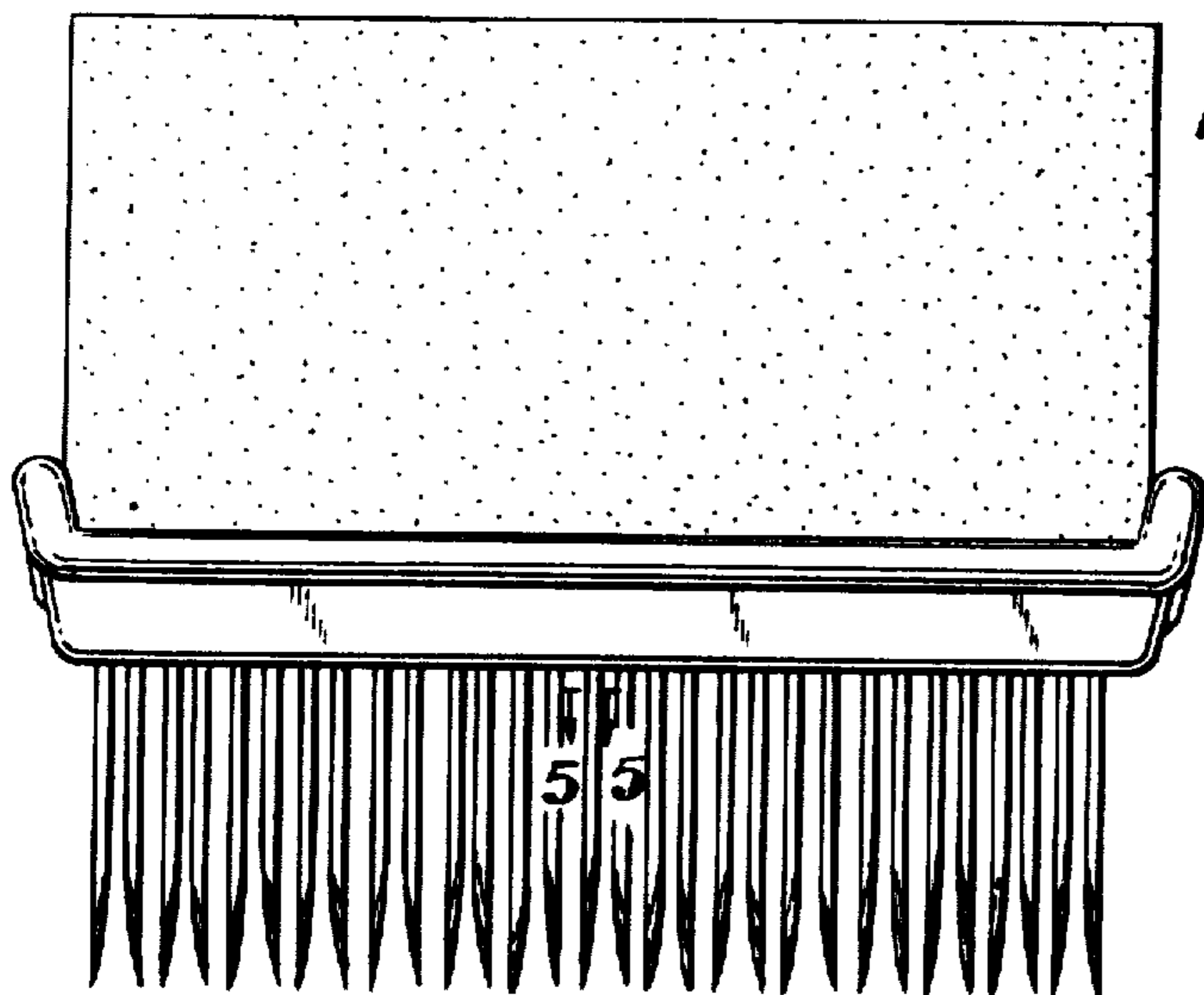
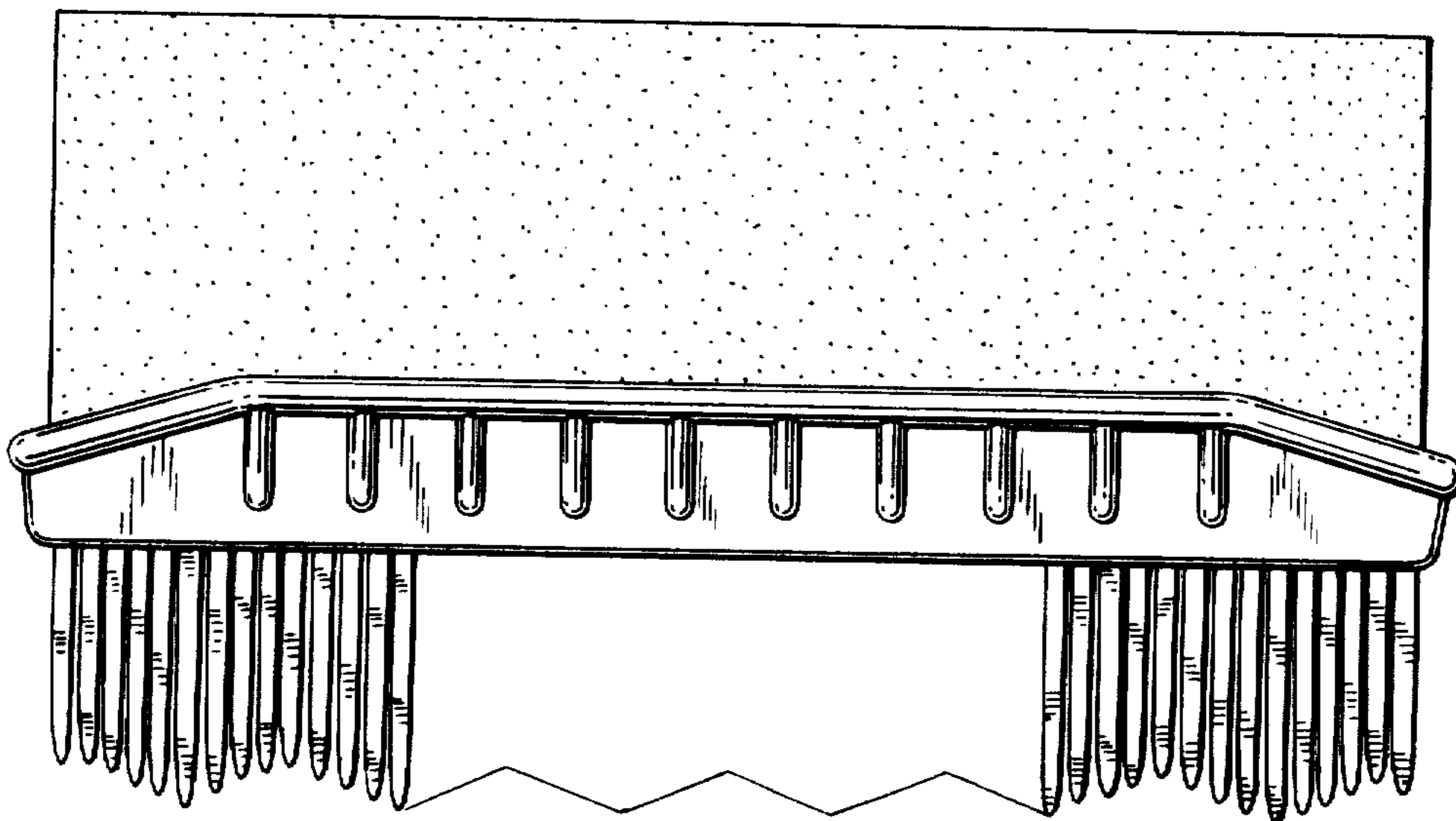


FIG. 3

FIG. 5




FIG. 4