

[54] **HAND-HELD DATA READER OR SIMILAR ARTICLE**

[75] Inventor: **Bruce M. McPherson, Ithaca, N.Y.**

[73] Assignee: **NCR Corporation**

[**] Term: **14 Years**

[21] Appl. No.: **625,399**

[22] Filed: **Oct. 24, 1975**

[51] Int. Cl. **D16-06; D19-06**

[52] U.S. Cl. **D26/5 C**

[58] Field of Search **D26/5 R, 5 C; D64/11 R, D64/11 B, 11 C; D19/41, 42, 45, 46, 49; 235/61.11 R, 61.11 E, 61.11 F**

[56] **References Cited**

U.S. PATENT DOCUMENTS

3,752,961	8/1973	Torrey	235/61.11 E
3,792,236	2/1974	Dobras et al.	235/61.11 E
3,869,599	3/1975	Sansone	235/61.11 E

D. 113,633 3/1939 Kahn D19/49

Primary Examiner—Wallace R. Burke
Assistant Examiner—Christine M. Nucker
Attorney, Agent, or Firm—Wilbert Hawk, Jr.

[57] **CLAIM**

The ornamental design for a hand-held data reader or similar article, as shown and described.

DESCRIPTION

FIG. 1 is a rear perspective view of a hand-held data reader or similar article showing my new design; FIG. 2 is a top plan view thereof; FIG. 3 is a left side elevational view thereof; FIG. 4 is a front elevational view thereof; FIG. 5 is a rear elevational view thereof. The undisclosed side of my design is substantially the same in appearance of the side shown in FIG. 3. The broken line disclosure in FIG. 1 is for illustrative purposes only.

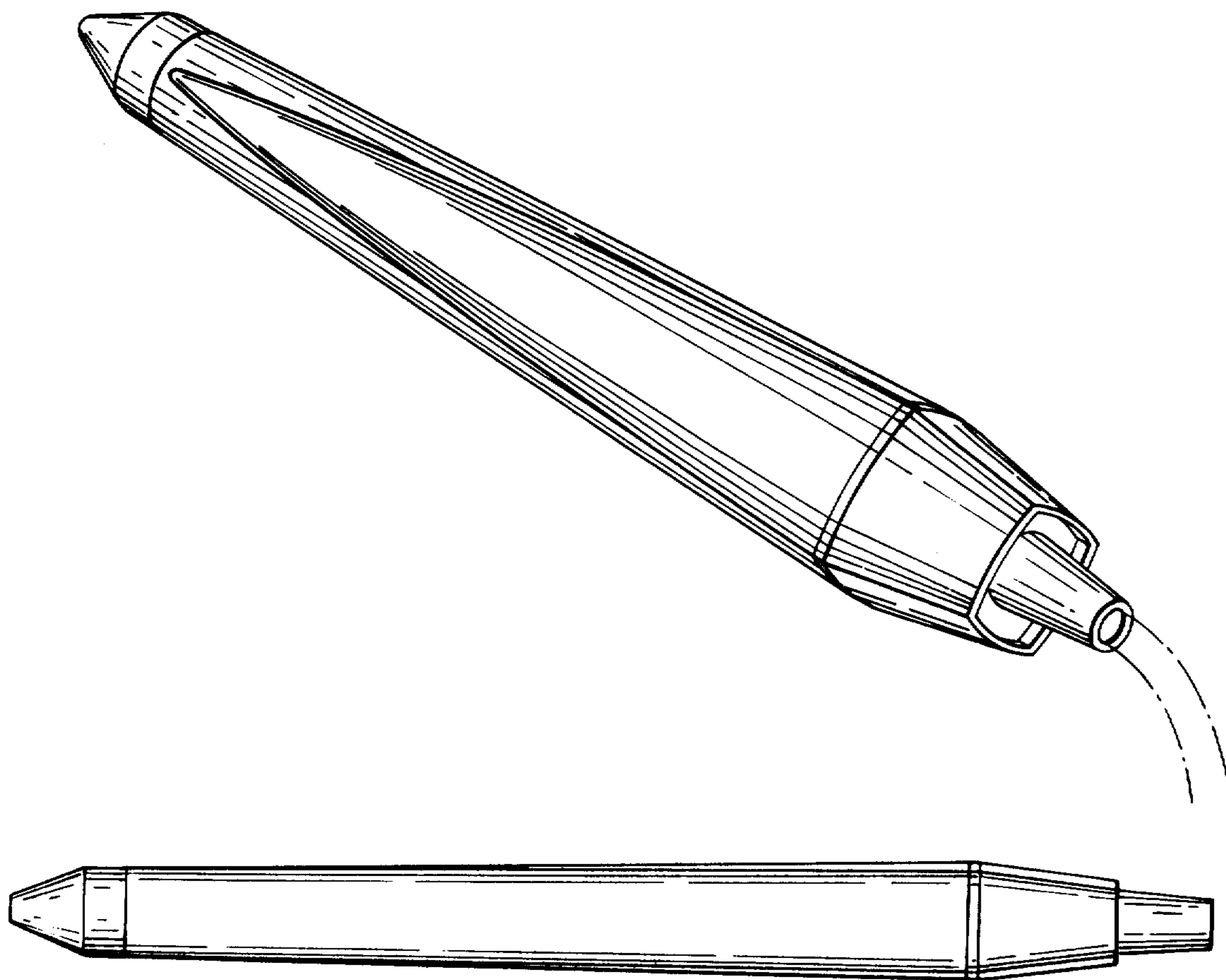


FIG. 1

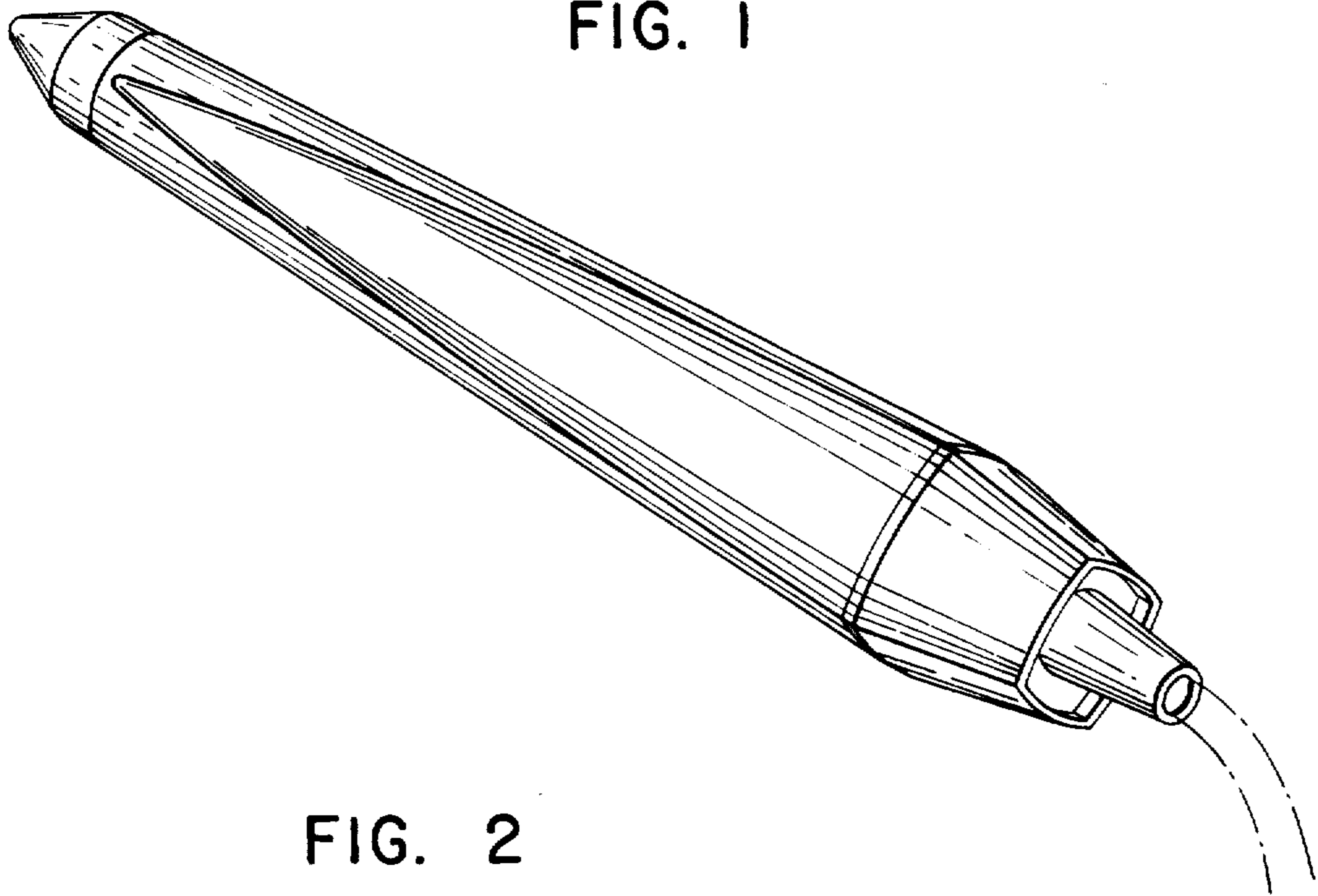


FIG. 2




FIG. 3




FIG. 4

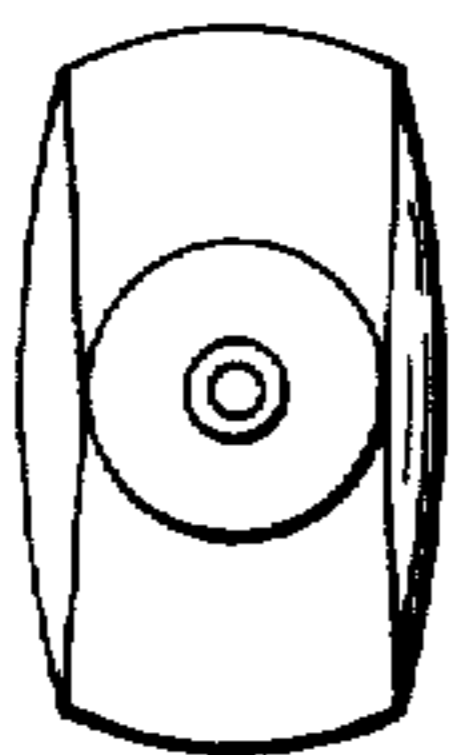


FIG. 5

